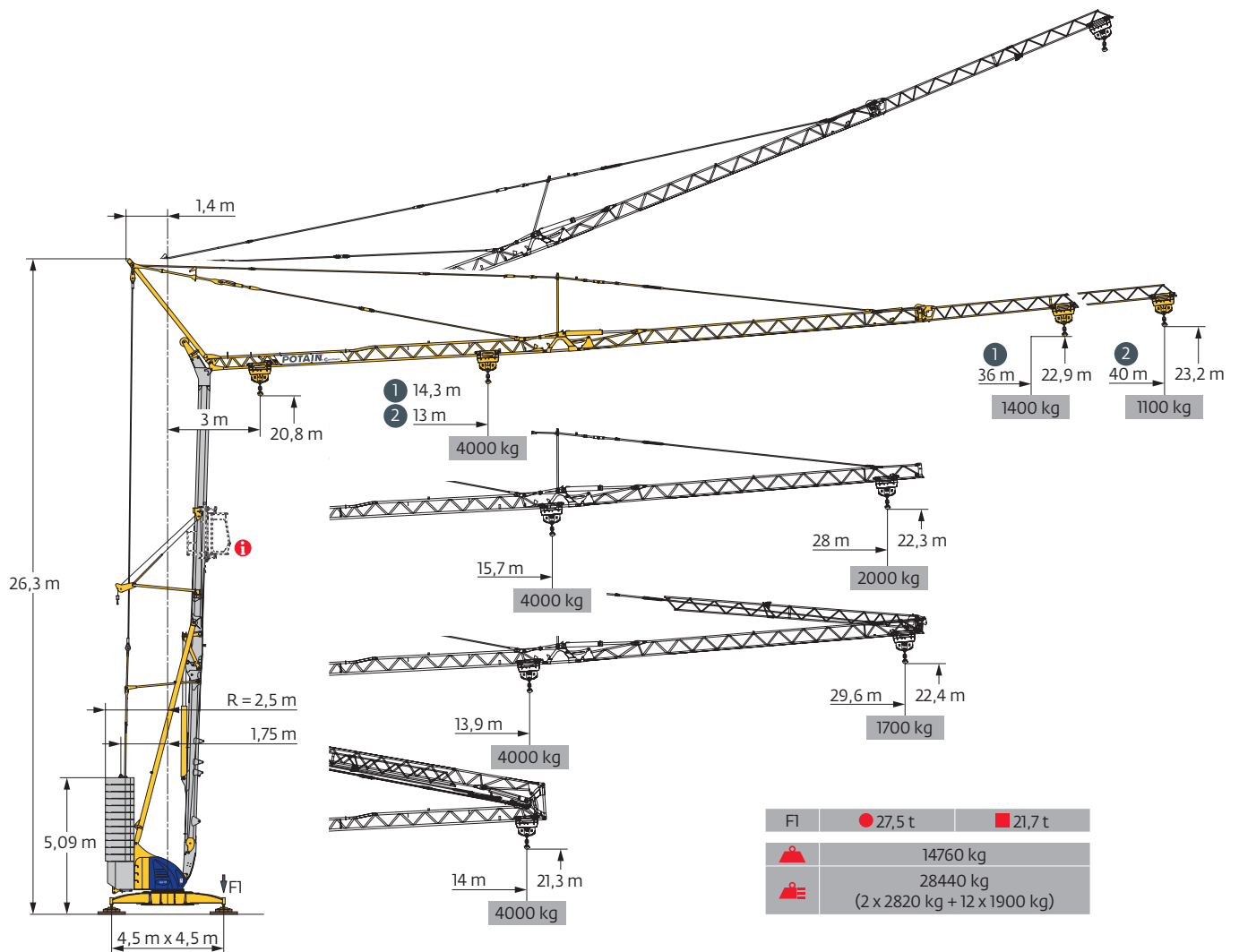
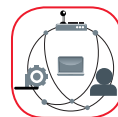


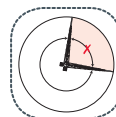
Igo 50



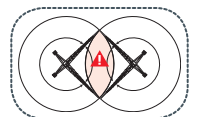
SmartCom



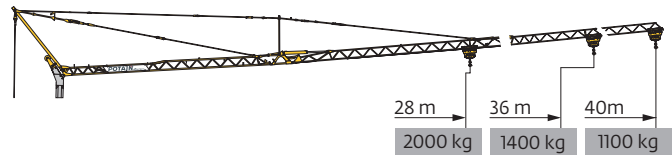
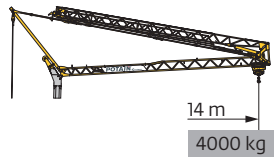
Top Zone



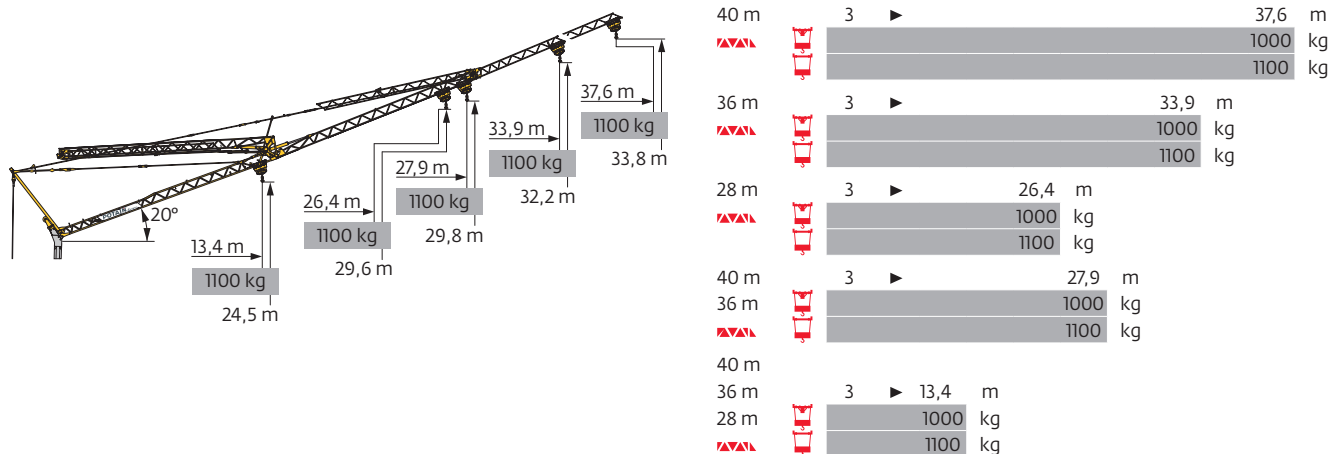
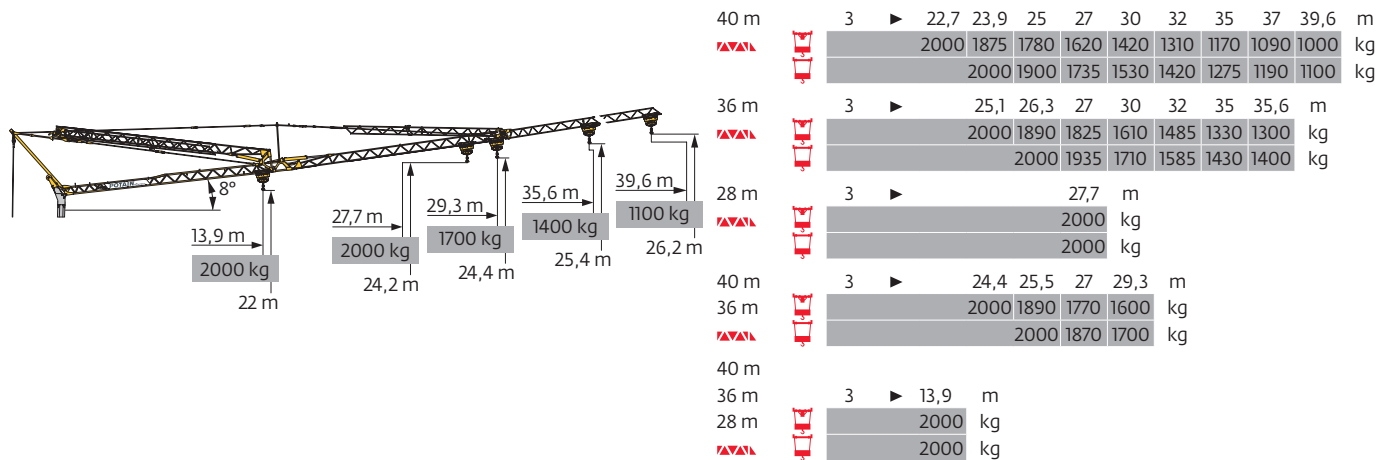
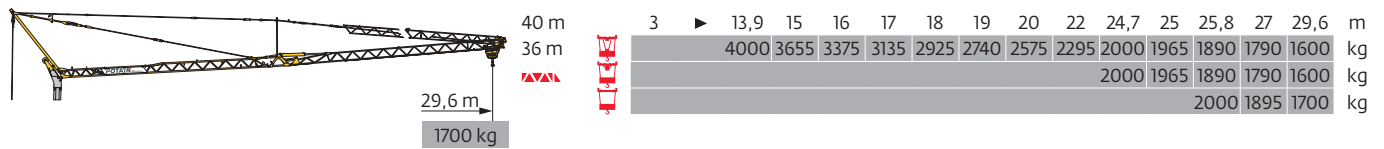
Anti-collision system



Courbes de charges / Lastkurven / Load curves / Curvas de cargas / Curve di carico
 Curvas de carga / Кривые нагрузок



40 m	3	▶ 14 m		3	▶ 13 14 15 16 17 18 19 20 23 24,2 25 27 30 32 35 37 40 m	
▲▲▲	▲▲▲	4000 kg		▲▲▲	4000 3665 3365 3105 2885 2690 2520 2365 2000 1875 1800 1640 1440 1330 1185 1105 1000 kg	
		2000 kg				2000 1875 1800 1640 1440 1330 1185 1105 1000 kg
		2000 kg				2000 1920 1755 1550 1435 1290 1210 1100 kg
36 m	3	▶ 14 m		3	▶ 14,3 15 16 17 18 19 20 22 24 25,3 26,6 27 30 32 35 36 m	
▲▲▲	▲▲▲	4000 kg		▲▲▲	4000 3770 3485 3235 3020 2830 2660 2370 2135 2000 1890 1850 1630 1505 1345 1300 kg	
		2000 kg				2000 1890 1850 1630 1505 1345 1300 kg
		2000 kg				2000 1960 1735 1610 1450 1400 kg
28 m	3	▶ 14 m		3	▶ 15,7 17 18 19 20 22 23 25 26 27 28 m	
▲▲▲	▲▲▲	4000 kg		▲▲▲	4000 3635 3395 3180 2990 2670 2530 2290 2190 2090 2000 kg	
		2000 kg				2000 kg
		2000 kg				2000 kg

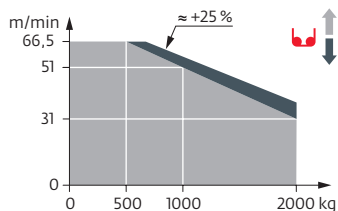


Mécanismes / Triebwerke / Mechanisms / Mecanismos / Meccanismi
 Mecanismos / Механизмы

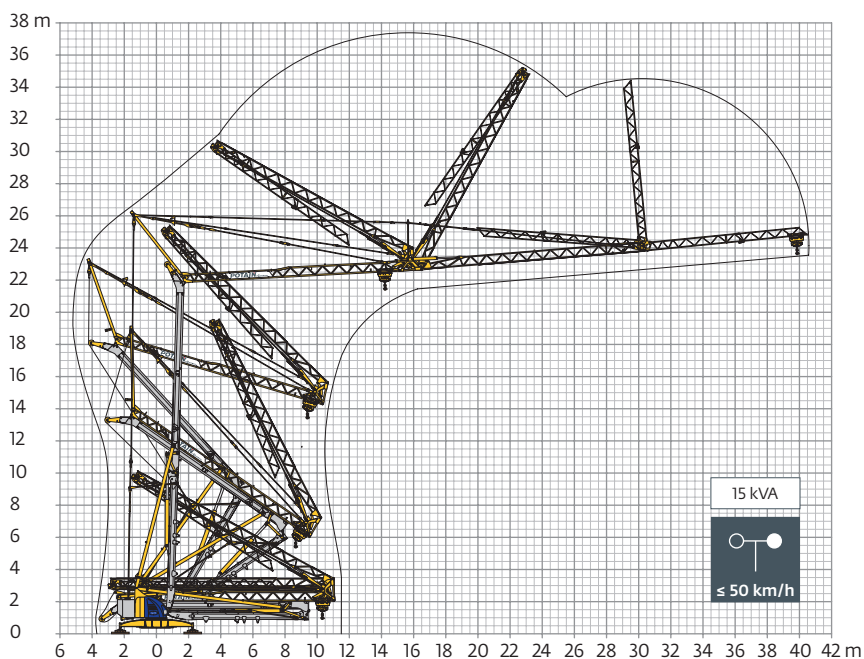
400 V - 50 Hz 480 V - 60 Hz												ch - PS hp	kW	
	15 LVF 10 Optima	m/min	3,6	18	31	51	66,5	1,8	9	15,5	25,5	33	15	11
		kg	2000	2000	2000	1000	500	4000	4000	4000	2000	1000		
	3 DVF 5	m/min	15 - 30 - 45 (0 → 1000 kg) 15 - 30 - 41 (1000 → 4000 kg)									3	2,2	
	RVF 51 Optima+	tr/min U/min rpm	0 → 0,8									5,5	4	

IEC 60204-32	kVA
400 V(+10% -10%) 50 Hz / 480 V(+6% -10%) 60 Hz	→ 17 kVA → 19 kVA

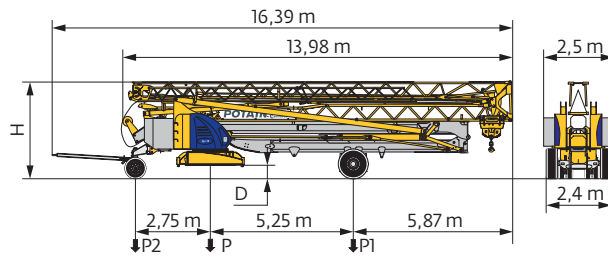
15 LVF 10 Optima



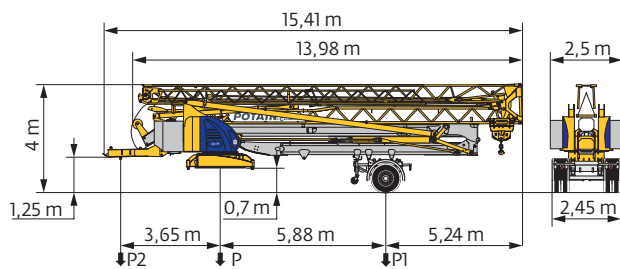
Montage / Montage / Erection / Montaje / Montaggio
 Montagem / Монтаж



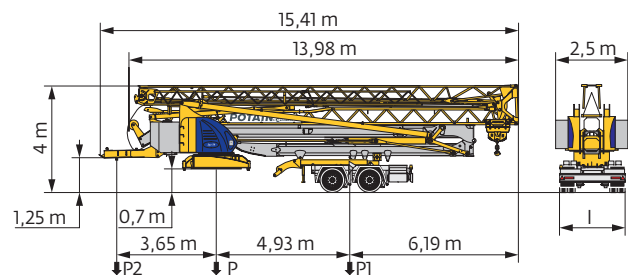
Transport / Transport / Transport / Transporte / Trasporto
Transporte / Транспортировка



	km/h	D (m)	H (m)	P (kg)	P1 (kg)	P2 (kg)
DJ100/S120	10	0,35/0,2	3,57/3,42	21655	11725	9930
DJ105/S125	25	0,35/0,2	3,57/3,42	21945	11945	10000
..... /.....	i					



	km/h	P (kg)	P1 (kg)	P2 (kg)
SL121/J135	25	22495	13000	9495
..... /.....	i			



	km/h	I (m)	P (kg)	P1 (kg)	P2 (kg)
SL121/S215M	25	2,4	23740	15490	8250
SL122/J215M (EBS)	80	2,45	23650	15400	8250
RCE e2°2007/46°0493°01					
WVTA e2°2007/46°0493°01					
..... /.....	i				

FR

DE

EN

ES

IT

PT

RU

R	Rayon de giration	Schwenk radius	Rear slewing radius	Radio de giro	Raggio di rotazione	Raio de rotação	Задний габарит
i	Nous consulter	Auf Anfrage	Consult us	Consultarnos	Consultateci	Consultar-nos	Проконсультируйтесь у нас
●	Réactions en service	Reaktionskräfte in Betrieb	Reactions in service	Reacciones en servicio	Reazioni in servizio	Reacções em serviço	Реакция при работе
■	Réactions hors service	Reaktionskräfte außer Betrieb	Reactions out of service	Reacciones fuera de servicio	Reazioni fuori servizio	Reacções fora de serviço	Реакция в покое
⚖	Poids à vide, sans lest, sans trains de transport, avec flèche maxi. et hauteur standard.	Gewicht ohne Last, ohne Ballast, ohne Transportachsen, mit max. Auslager und Standardhöhe	Weight without load, without ballast, without transport axes, with max. jib and standard height	Peso en vacío, sin lastre, sin trenes de transporte con flecha y altura estándar	Peso a vuoto, senza zavorra, senza assali di trasporto, con braccio max e altezza standard.	Peso em vazio, sem lastro, sem eixos de transporte com lança máxima e altura standard.	Вес без груза, без балласта, без осей для транспортировки, с максимальным вылетом стрелы и стандартной высотой
⚖	Poids total du lest	Ballast-Gesamtgewicht	Total ballast weight	Peso total del lastre	Peso totale della zavorra	Peso total do lastro	Общий вес балласта
📦	Équipements standards	Standardausrüstungen	Standard equipment	Equipamiento de serie	Equipaggiamento standard	Equipamento de série	Стандартное оборудование
📦	Équipements optionnels	Sonderausrüstungen	Options	Equipamiento opcional	Equipaggiamento in opzione	Equipamento opcional	Дополнительное оборудование (опция)
📏	Levage	Heben	Hoisting	Elevación	Sollevamento	Elevação	Подъем
📏	Distribution	Katzfahren	Trolleying	Distribución	Distribuzione	Distribuição	Перемещение по стреле
📏	Orientation	Schwenken	Slewing	Orientación	Rotazione	Rotação	Поворот
⚡	Puissance requise	Erforderliche Leistung	Required power	Potencia Necesaria	Potenza richiesta	Potência Necessária	Потребляемая мощность

⚠	Document commercial non contractuel. Pour toute information technique se référer à la notice correspondante.	Unverbindliches Vertriebsdokument. Für technische Informationen, siehe die entsprechenden Anweisungen.	This commercial document is not legally binding. For any technical information, please refer to the corresponding instructions.	Documento commercial no contractual. Para cualquier información técnica, ver la noticia correspondiente.	Documento commerciale non vincolante, per tutte le informazioni tecniche fare riferimento al catalogo istruzioni.	Documento comercial não contratual. Para qualquer informação técnica complementar consultar as respectivas instruções.	Этот коммерческий документ не является юридически обязательным. Для получения технической информации, см. соответствующие инструкции.
----------	--	--	---	--	---	--	---

