

# Mobile Crane Grue mobile

# LTM 1750-9.1

Technical Data  
Caractéristiques techniques



# LIEBHERR

LTM 1750-9.1

LIEBHERR



# Table of content

## Tables des matières

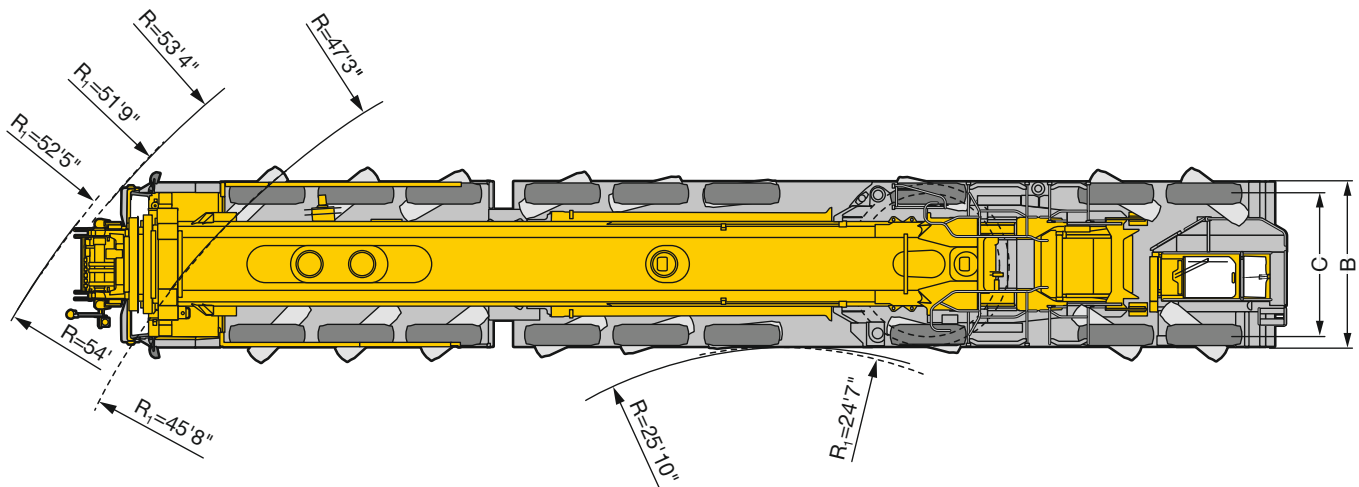
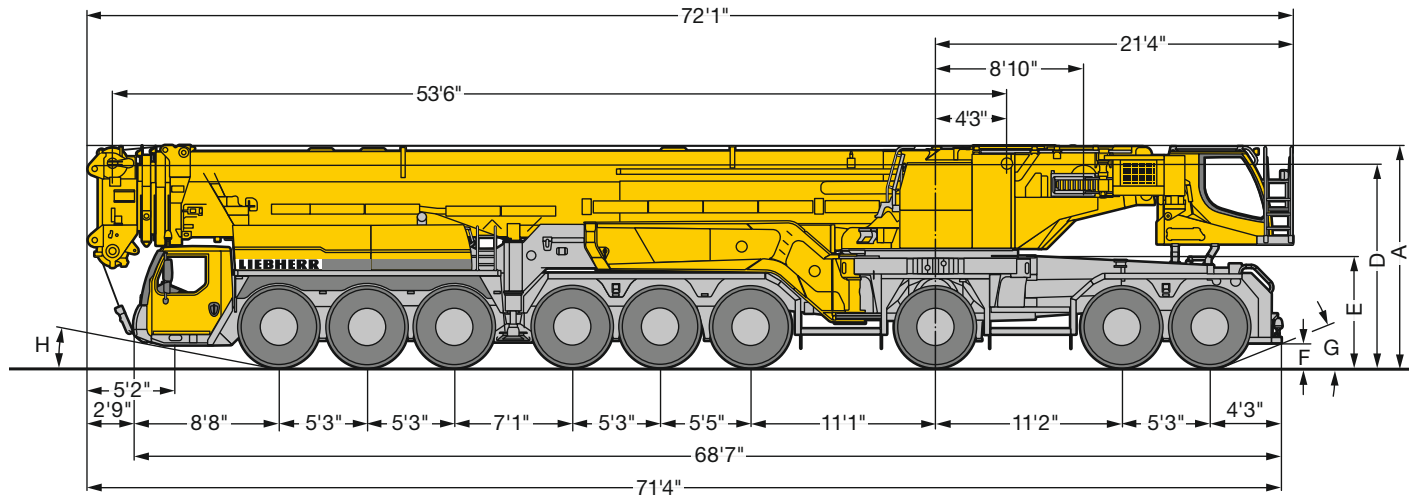
### Technical Data · Caractéristiques techniques



Dimensions · Encombrement	
Operation condition · État de marche	
Transportation plan · Plan de transport	A
Boom/jib combinations · Configurations de flèche	
Weights, Working speeds · Poids, Vitesses	
T	B
TY	C
TNZF	D
TYVENZF	E
TYV2ENZF	F
TYV23ENZF	G
TYV23E3NZF	H
TN	I
TYVEN	J
TYV2EN	K
Wind power applications · Applications de centrale éolienne	
Equipment · Equipement	L
Description of symbols · Explication des symboles	
Remarks referring to load charts · Remarques relatives aux tableaux des charges	


A

# Dimensions - Operating on road Encombrement - Déplacement sur route



US2495.02

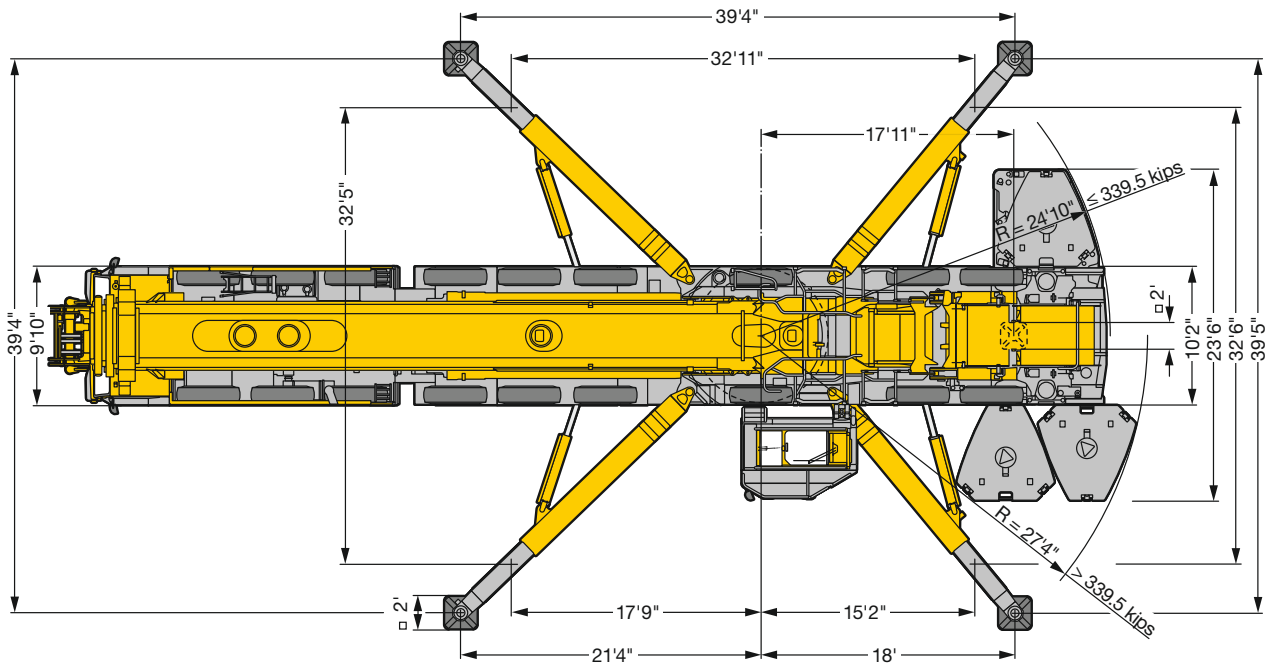
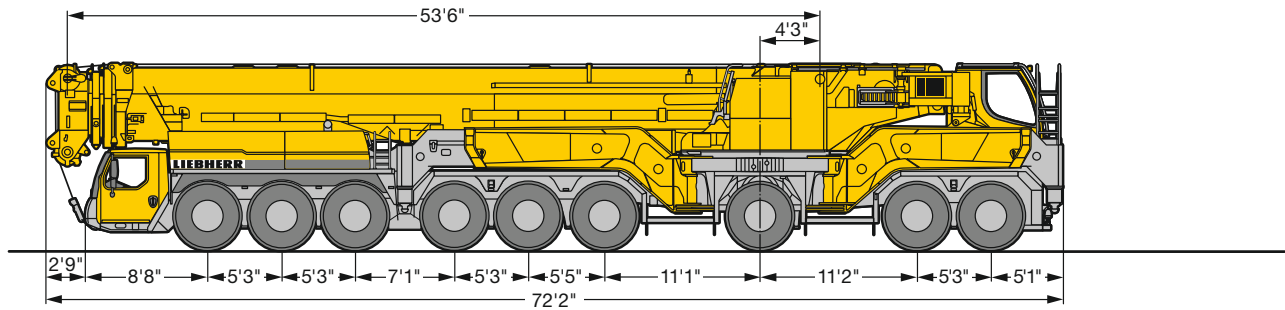
R<sub>1</sub> = All-wheel steering · Direction toutes roues

	Dimensions · Encombrement								
	A	A 6" *	B	C	D	E	F	G	H
385/95 R 25 (14.00 R 25)	13'	12'7"	9'10"	8'5"	11'10"	6'4"	1'2"	17°	8°
445/95 R 25 (16.00 R 25)	13'1"	12'9"	9'10"	8'4"	12'	6'6"	1'4"	19°	10°
525/80 R 25 (20.5 R 25)	13'1"	12'9"	10'2"	8'5"	12'	6'6"	1'4"	19°	10°

\* lowered · abaissé

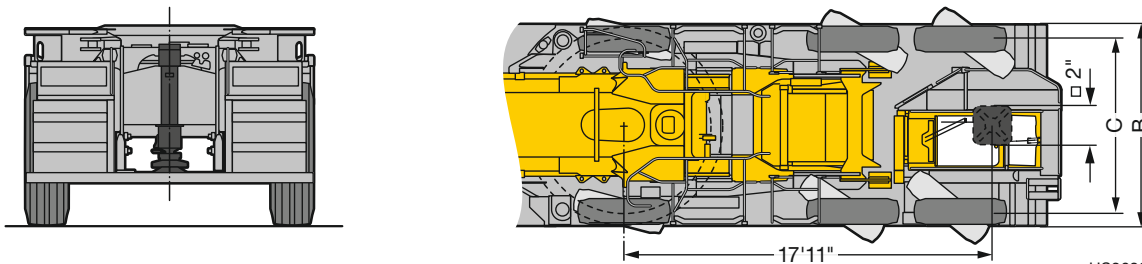
**Dimensions - Procedure on site**  
**Encombrement - Déplacement sur le chantier**

A



US2519.01

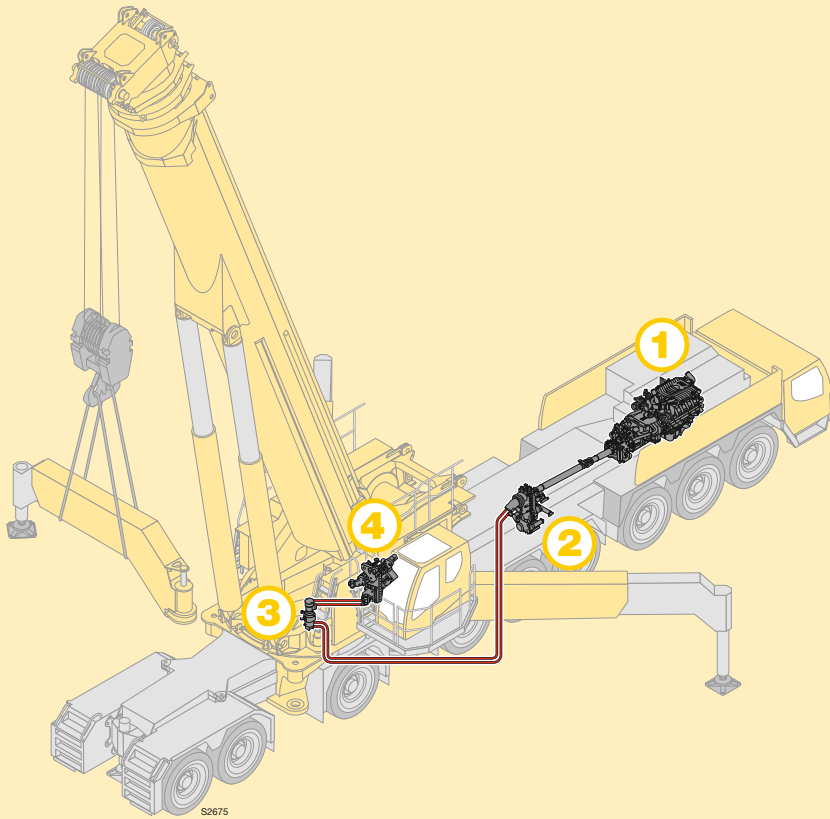
**Additional support chassis rear end**  
**Stabilisateur additionnel arriere du véhicule**



US2622

## Operation condition État de marche

### ■ Erection operation · Mode de montage

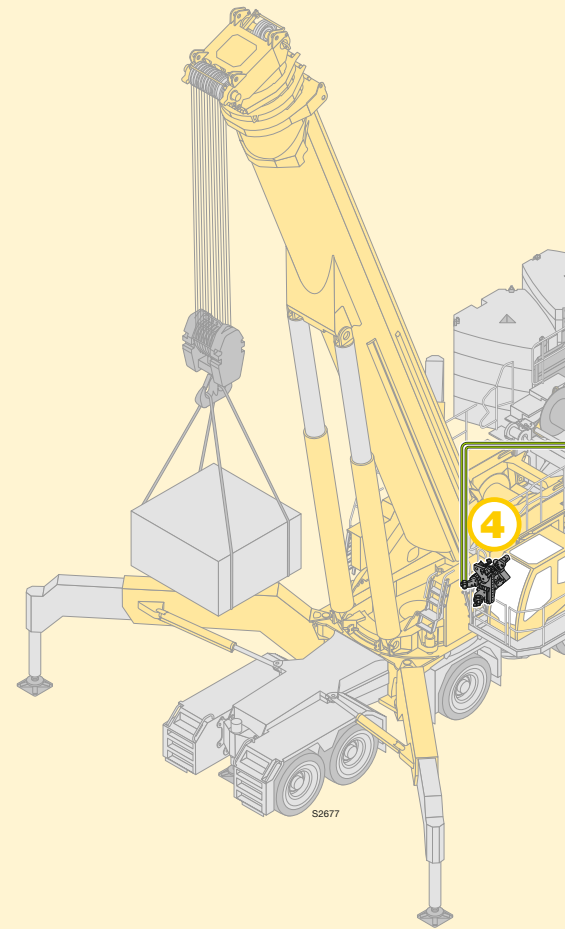


**1** Diesel engine chassis  
Moteur Diesel, châssis

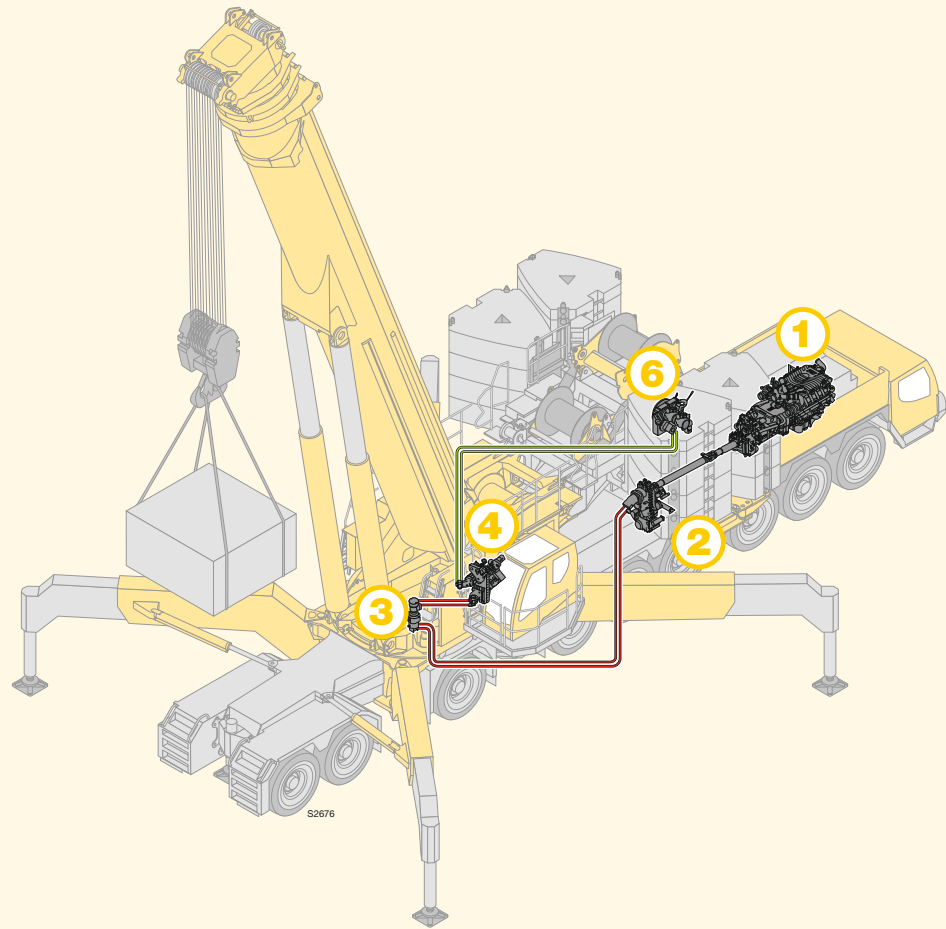
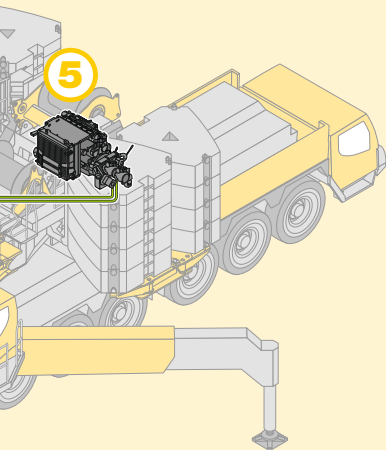
**2** Hydraulic pump distribution gearbox  
for drive pump assembly  
Pompe hydraulique, engrenage  
distributeur pour l'entraînement du  
groupe moto-pompe

**3** Hydraulic swivel  
Joint tournant

### ■ Working operation · Mode de travail



## ■ Notbetrieb · Emergency operation



- 4** Pump assembly for drive:  
- Winch 1, slewing gear, telescoping cylinder, luffing cylinder

Groupe moto-pompe pour l'entraînement :  
- Treuil 1, mécanisme d'orientation, cylindre de télescopage, vérin de relevage

- 5** Diesel engine superstructure for drive:  
- Pump assembly, winch 2, winch 3

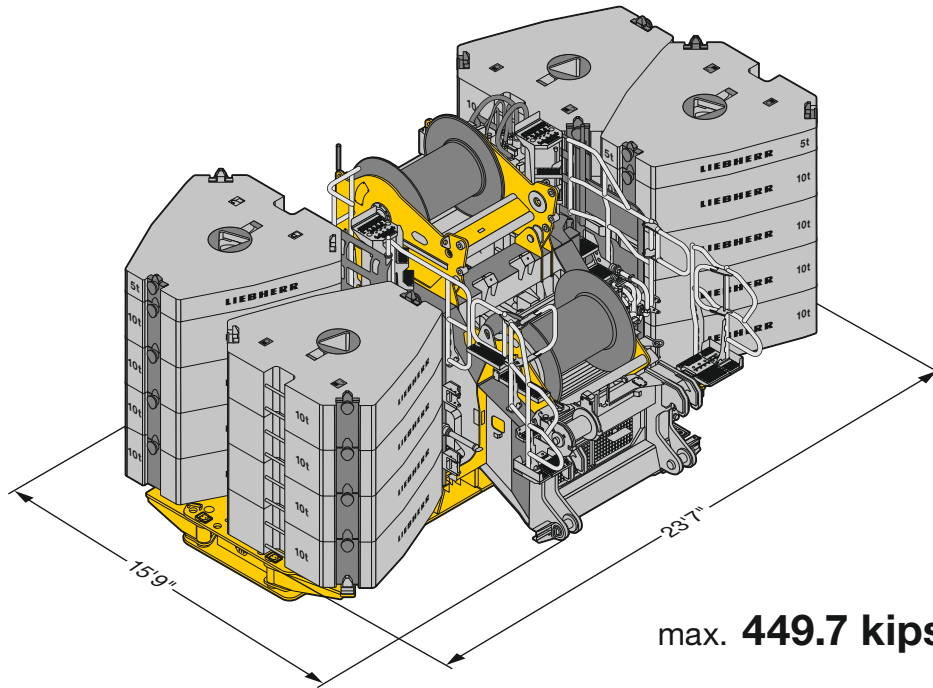
Moteur Diesel, partie tournante pour l'entraînement :  
- Groupe moto-pompe, treuil 2, treuil 3

- 6** Drive winch 2 and winch 3 by pump assembly

Entraînement, treuil 2 et treuil 3 par le groupe moto-pompe

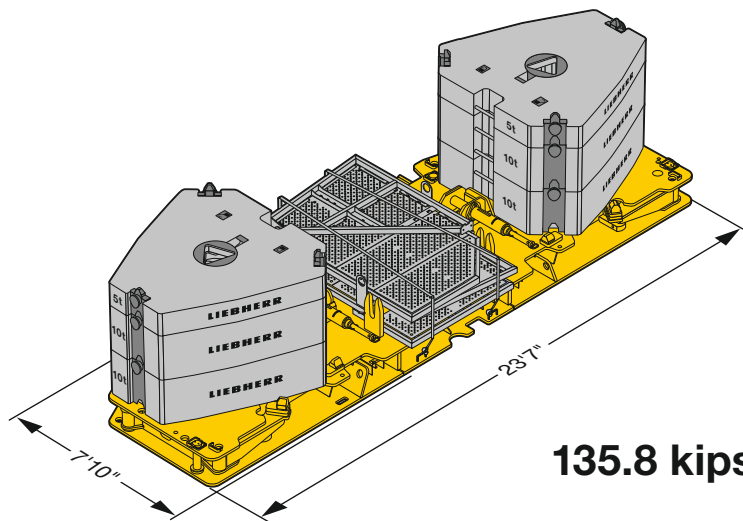
A

# Dimensions - Counterweight Encombremet - Contrepoids



max. **449.7 kips**

US2634

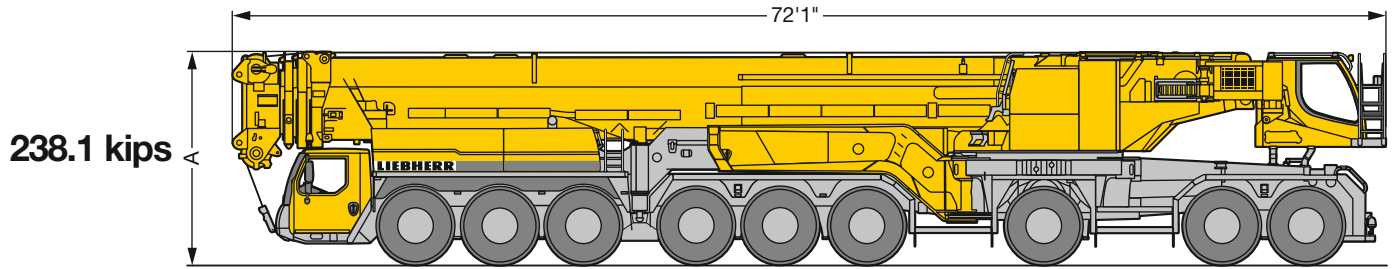


**135.8 kips**

S2635

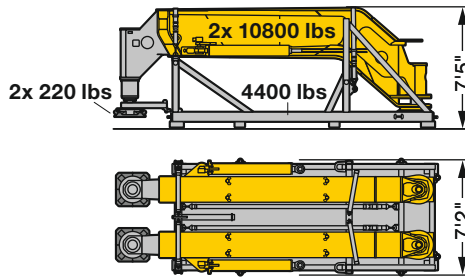


# Transportation plan Plan de transport



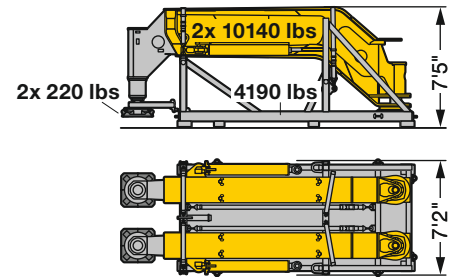
Folding outriggers front  
Poutre rabattable avant

**26440 lbs**



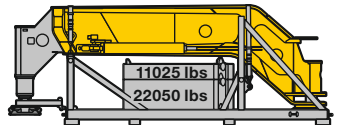
Folding outriggers rear  
Poutre rabattable arrière

**24910 lbs**



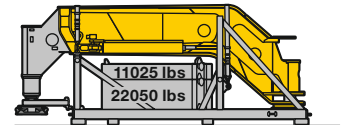
with 33070 lbs counterweight  
avec contrepoids 33070 lbs

**59515 lbs**



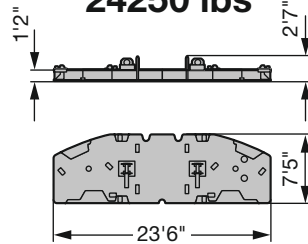
with 33070 lbs counterweight  
avec contrepoids 33070 lbs

**57985 lbs**



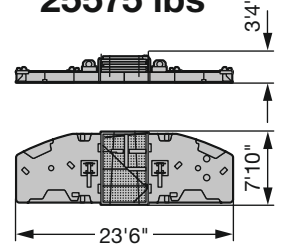
Base plate  
Plaque d'appui

**24250 lbs**



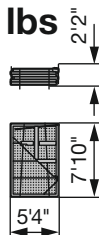
Base plate with erection platform  
Plaque d'appui avec plateforme de montage

**25575 lbs**



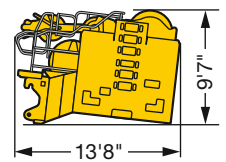
Erection platform  
Plateforme de montage

**1325 lbs**



Ballast frame with winch 2,  
winch 3, adjustment block and engine  
Bâti de contrepoids avec treuil 2,  
treuil 3, palonnier de renvoi et moteur

**52030 lbs**

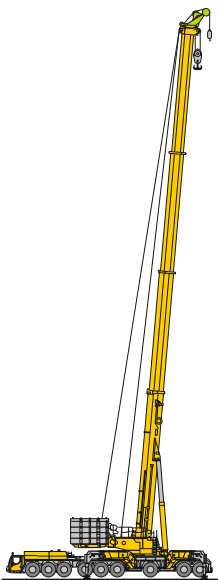


Width/largeur 9'7"

US2620.01

## Boom/jib combinations Configurations de flèche

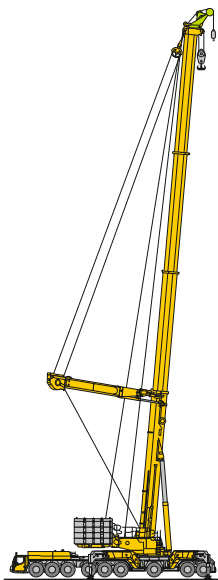
- T** Telescopic boom · Flèche télescopique
- N** Luffing fly jib · Fléchette treillis à volée variable
- F** Fixed lattice jib · Fléchette treillis fixe
- NZF** Hydraulically adjustable lattice jib · Fléchette treillis à bras réglable hydrauliquement
- H** Auxiliary jib · Fléchette auxiliaire



**TH**



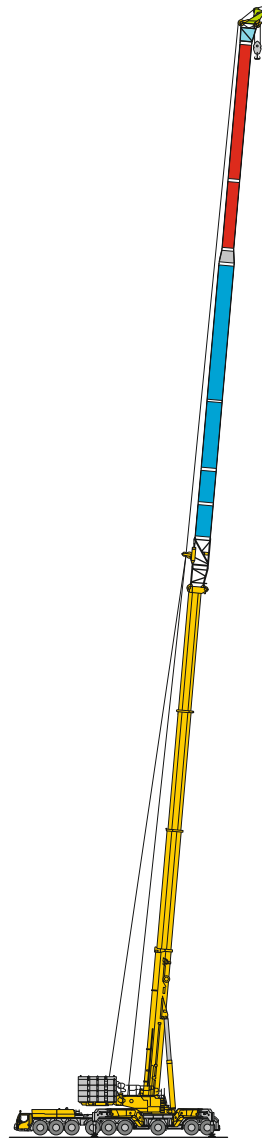
**B**



**TYH**



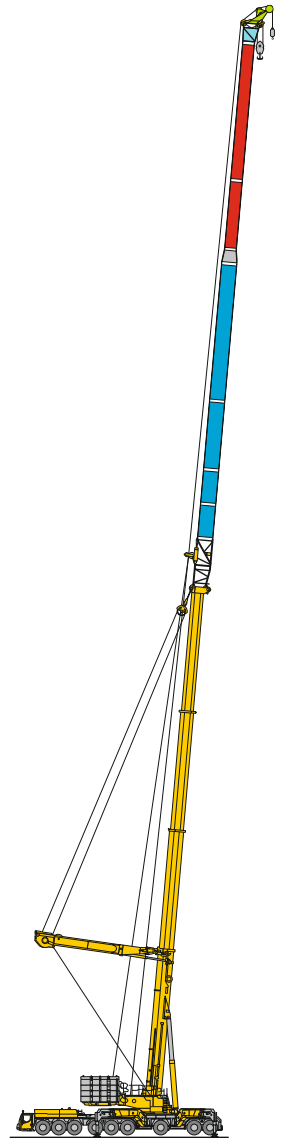
**C**



**TFH  
TNZFH**



**D**



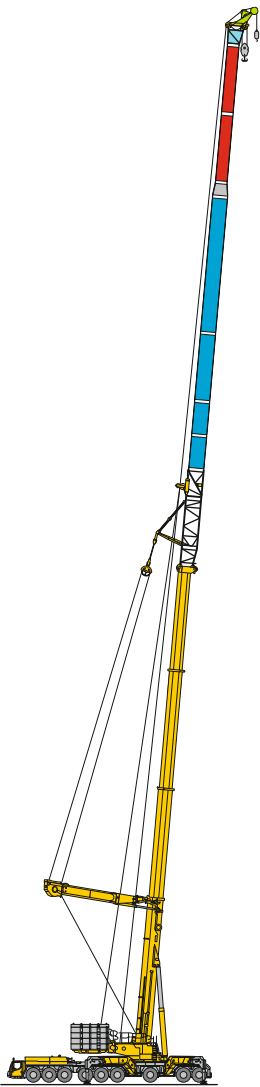
**TYFH  
TYNZFH**

# Boom/jib combinations Configurations de flèche

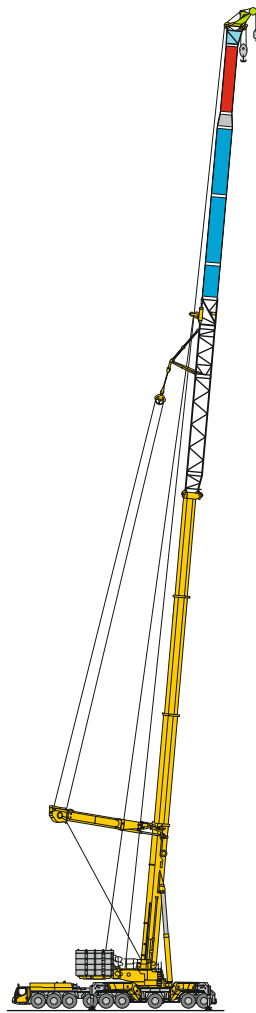
A

**Y** Y-shaped guying system · Haubanage Y

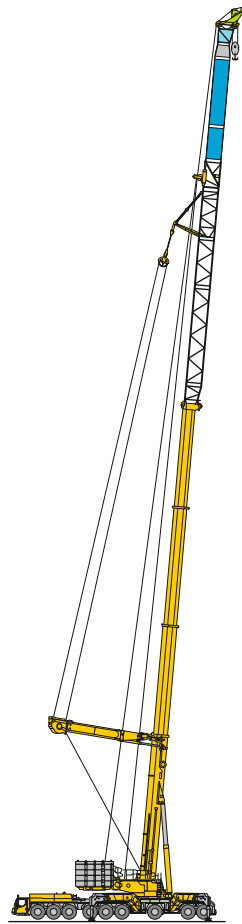
**VE** Telescopic boom extension 16.4 ft + Eccentric · Rallonge de flèche télescopique 16.4 ft + Axe excentrique



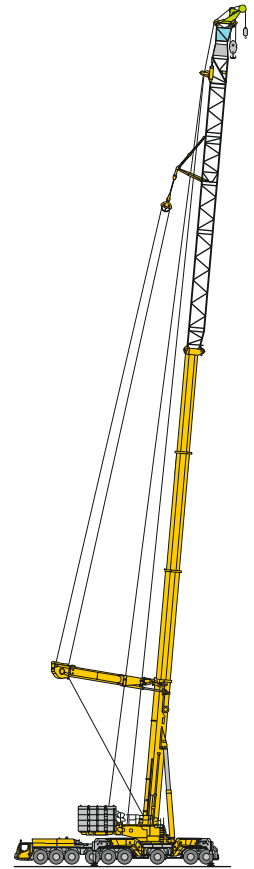
**TYVEFH**  
**TYVENZFH**



**TYV2EFH**  
**TYV2ENZFH**



**TYV23EFH**  
**TYV23ENZFH**



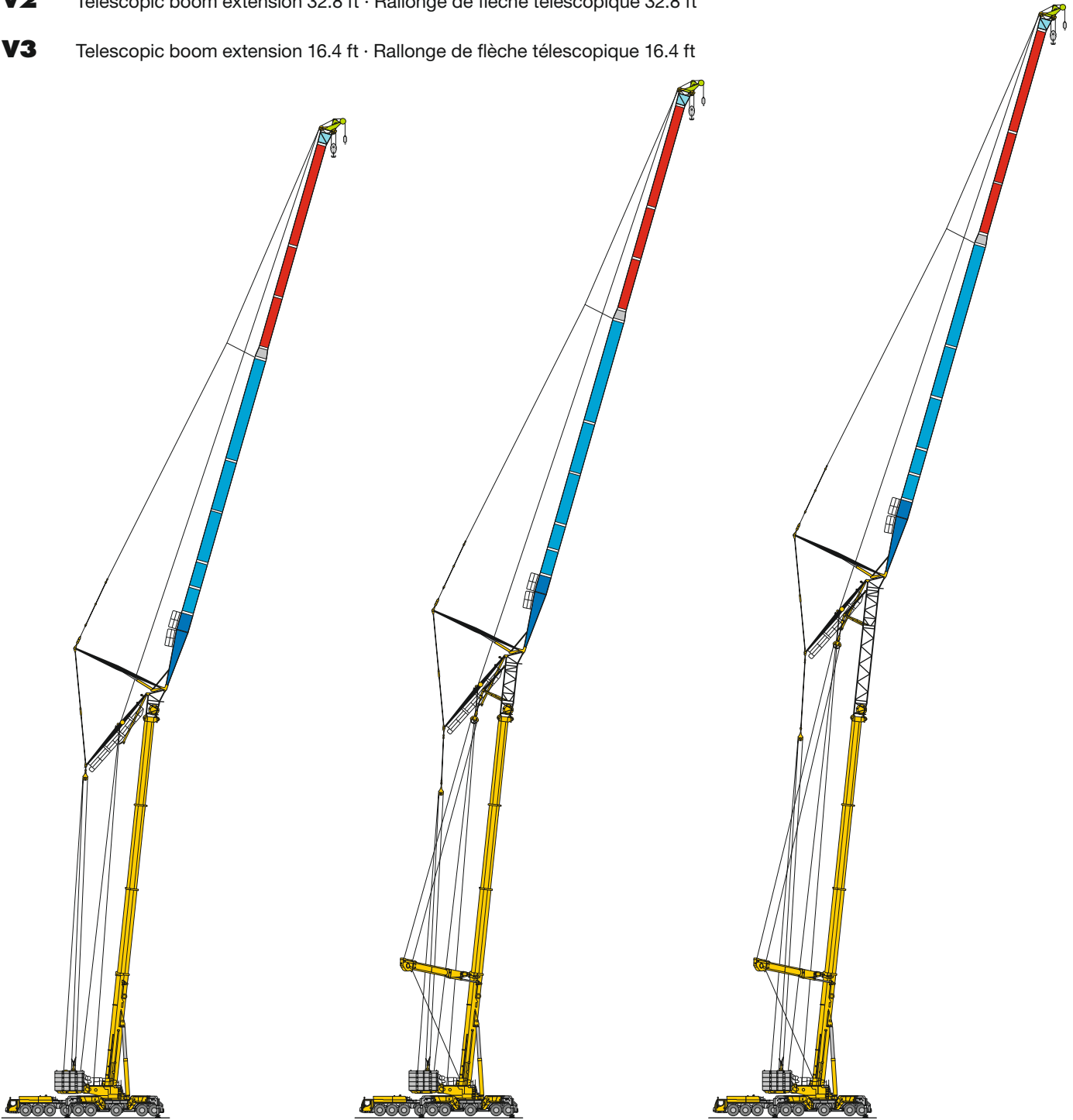
**TYV23E3FH**  
**TYV23E3NZFH**



## Boom/jib combinations Configurations de flèche

**V2** Telescopic boom extension 32.8 ft · Rallonge de flèche télescopique 32.8 ft

**V3** Telescopic boom extension 16.4 ft · Rallonge de flèche télescopique 16.4 ft



**TNH**

**TYVENH**

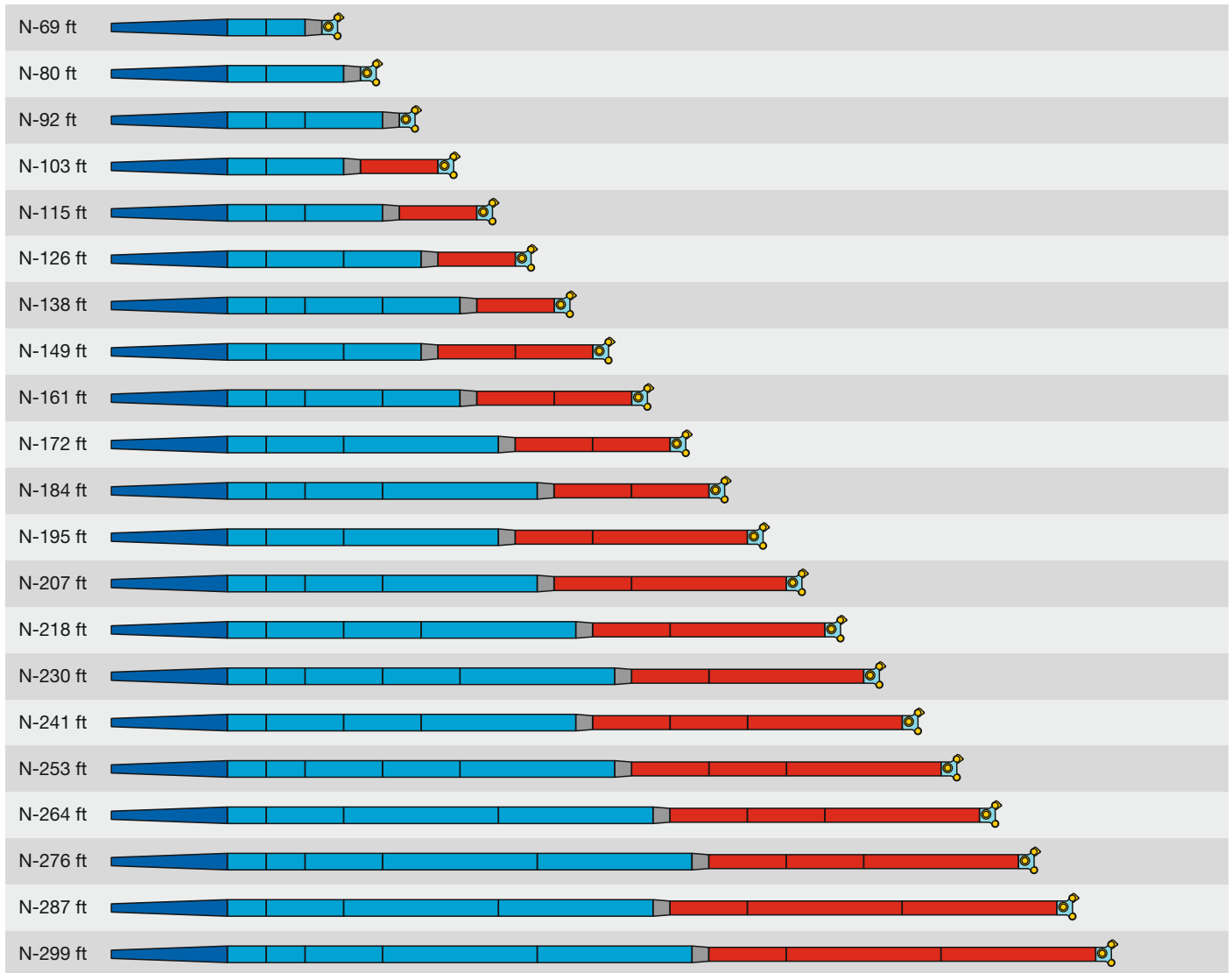
**TYV2ENH**



S2607.01

# Boom/jib combinations - Luffing fly jib Configurations de flèche - Fléchette à volée variable

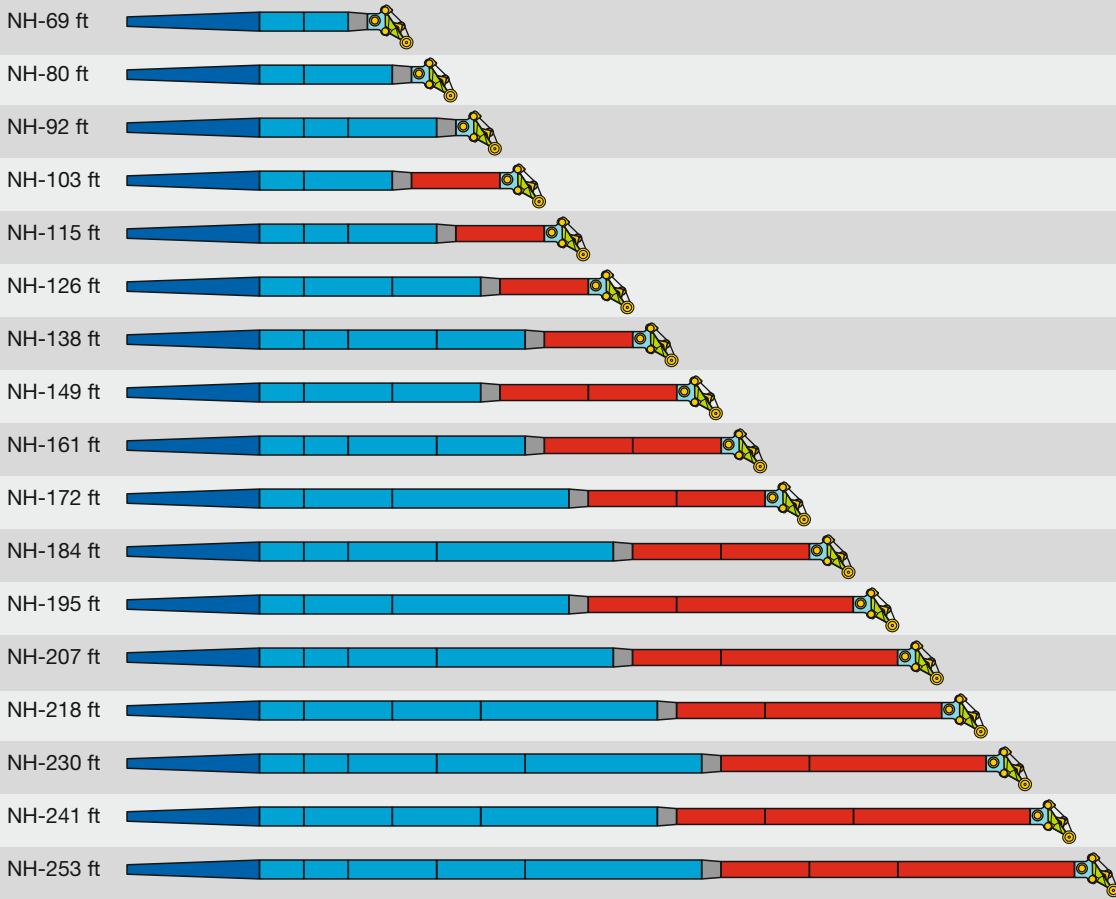
A












US2515

A

# Boom/jib combinations - Luffing fly jib Configurations de flèche - Fléchette à volée variable

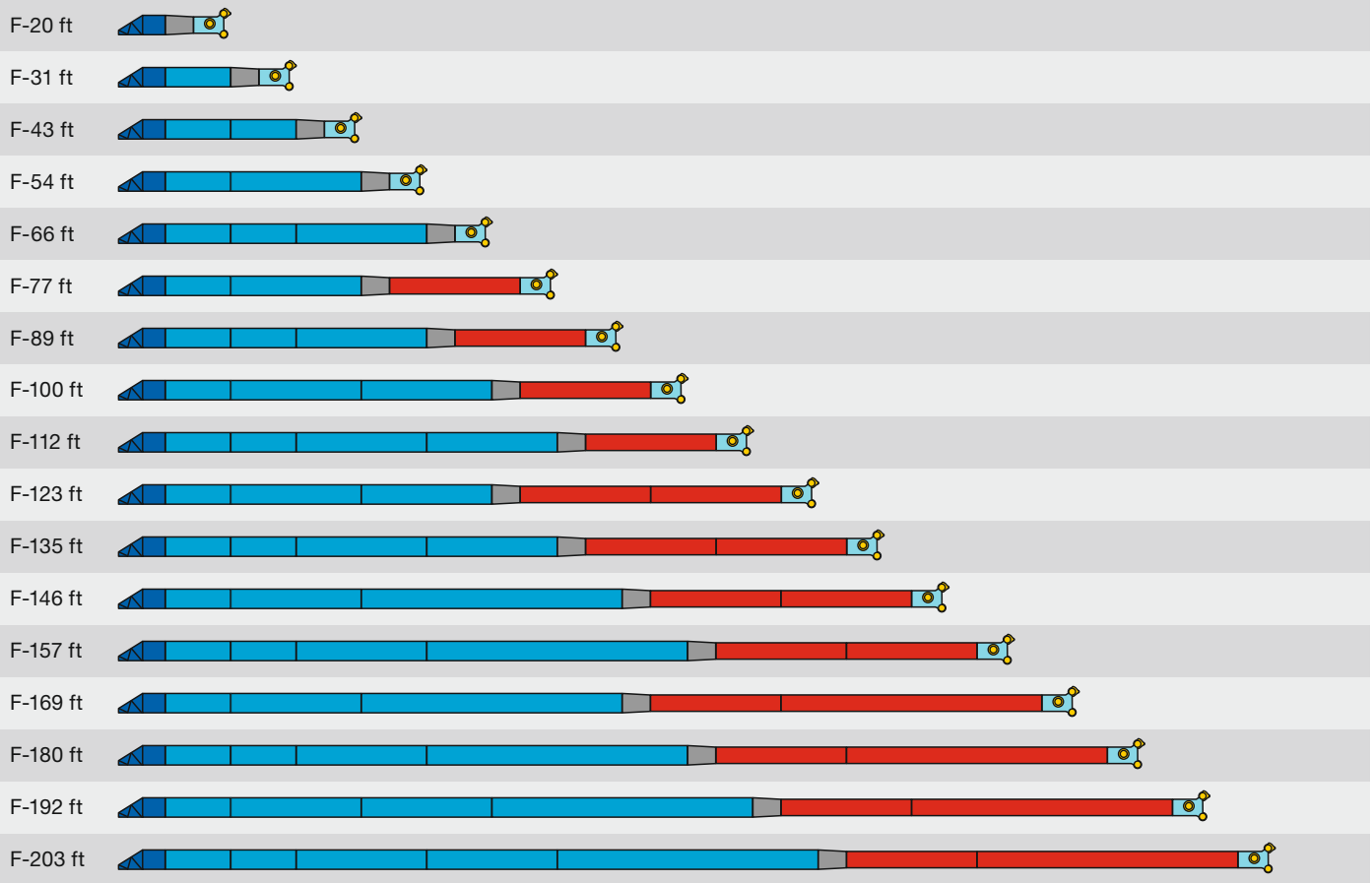


-  34'5" N-shaped base section · Élément de base N
-  NA-11'6"
-  NA-23'
-  NA-46'
-  4'11" NM reduction section · Élément réducteur NM
-  NI-23'
-  NI-46'
-  6'7" N head section · Élément de tête N
-  5'7" H auxiliary jib · Fléchette auxiliaire H

US2605

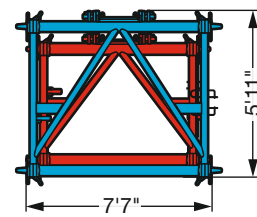
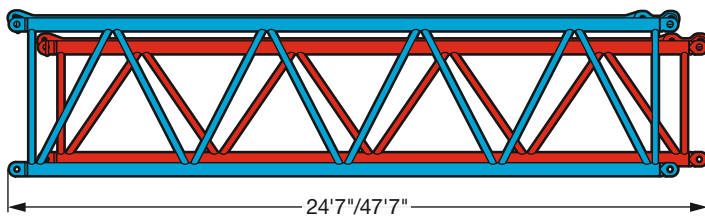
# Boom/jib combinations - Fixed fly jib Configurations de flèche - Fléchette fixe

A



After the TF-adapter a 11'6" long NA-extension has to be installed. (Exception F-20 ft) · un élément NA de 11'6" doit être monté en bout de l'adaptateur TD. (Exception F-20 ft)

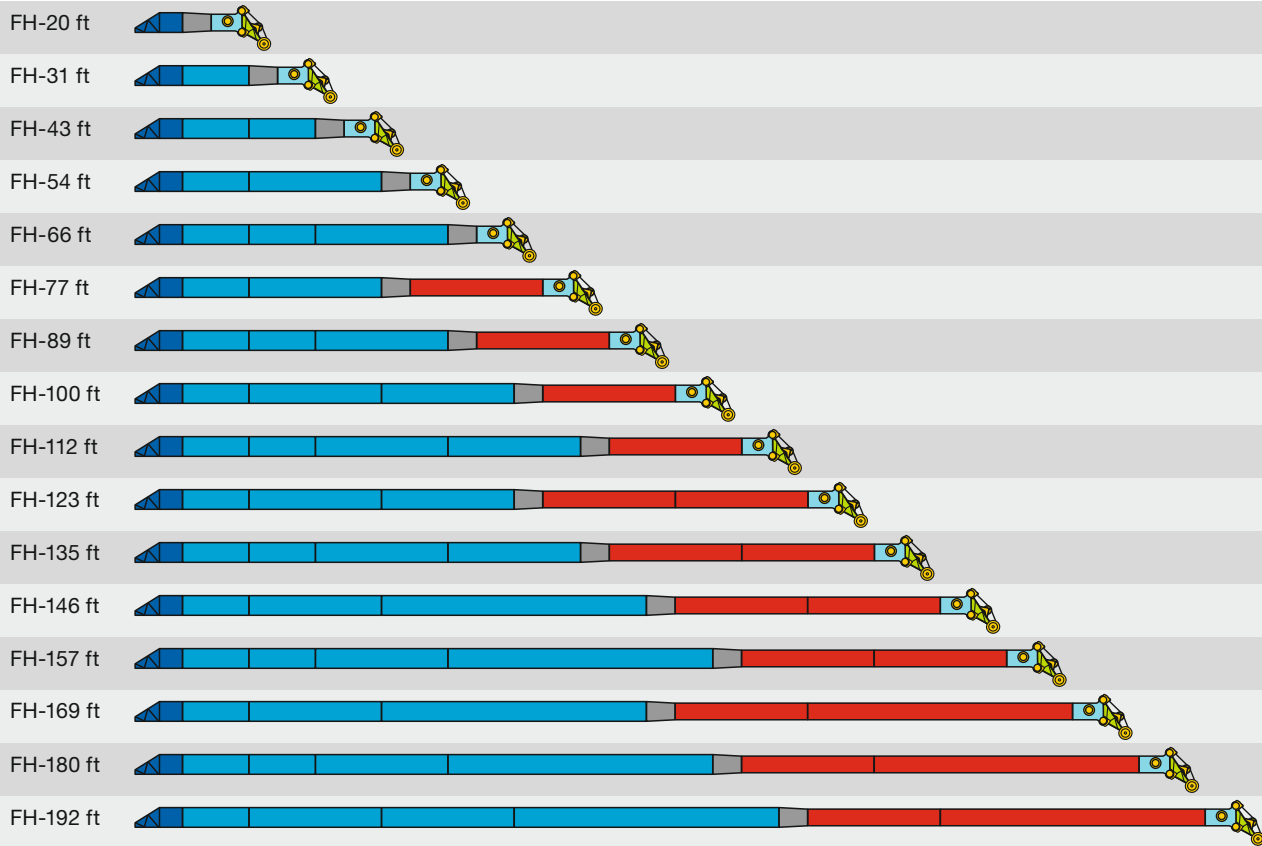
US2516



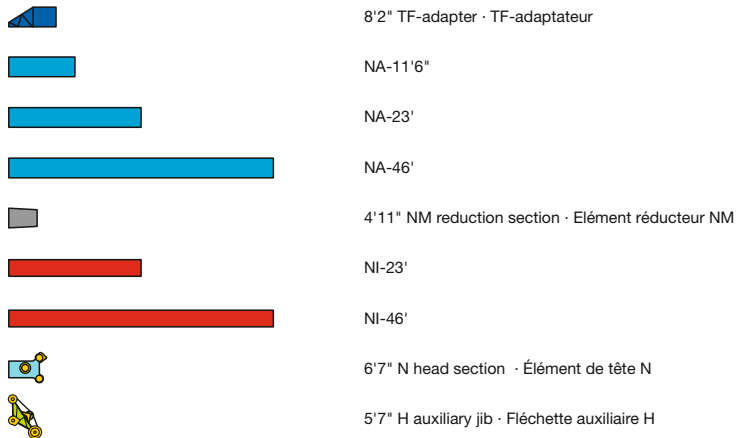
US2517

A

# Boom/jib combinations - Fixed fly jib Configurations de flèche - Fléchette fixe



After the TF-adapter a 11'6" long NA-extension has to be installed. (Exception F-20 ft) · un élément NA de 11'6" doit être monté en bout de l'adaptateur TD. (Exception F-20 ft)

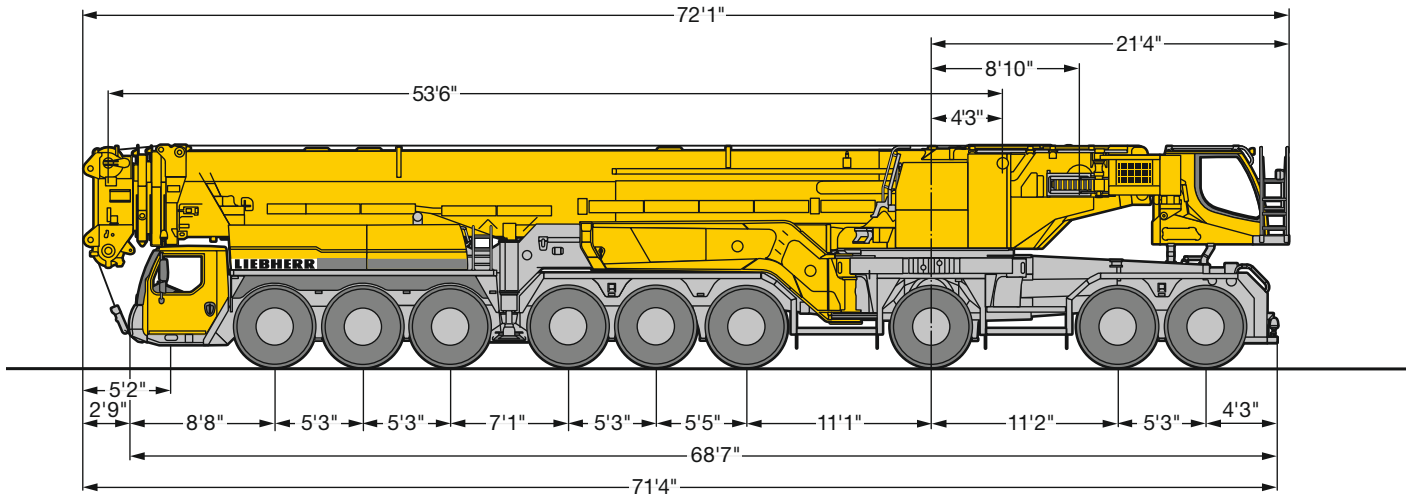


US2606



# Weights Poids

A

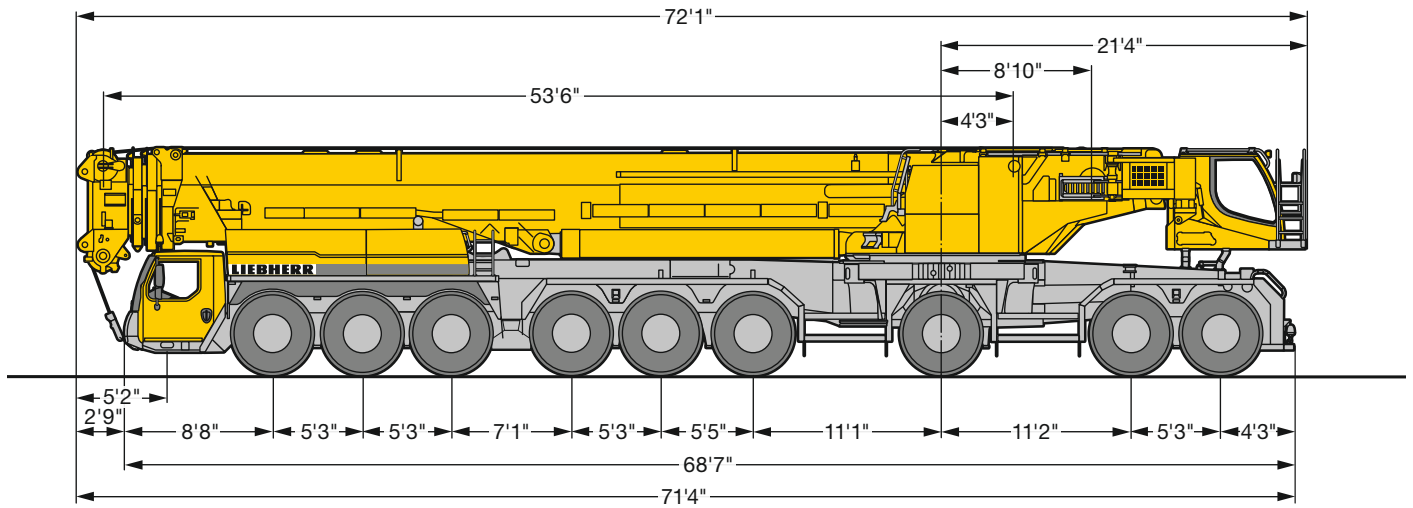


US2809



Axle Essieu	1	2	3	4	5	6	7	8	9	Total weight lbs Poids total lbs
lbs	26400	26400	26400	26400	26400	26400	26400	26400	26400	237600*

\* incl. front outriggers · stabilisateurs avant inclus



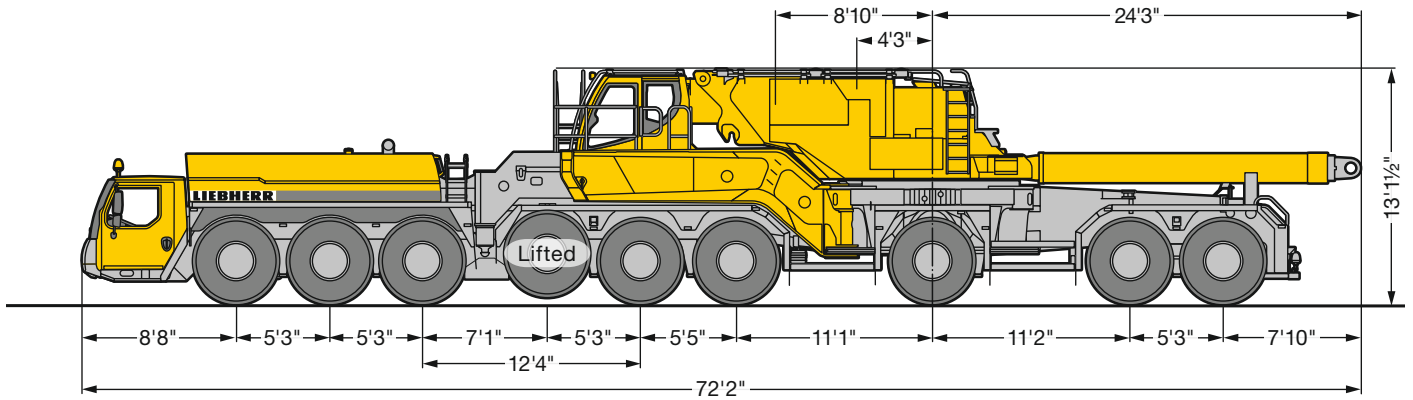
US2491.02



Axle Essieu	1	2	3	4	5	6	7	8	9	Total weight lbs Poids total lbs
lbs	24250	24250	24250	24250	24250	24250	24250	24250	24250	218250**

\*\* without outriggers · sans verins de calage

# Weights Poids

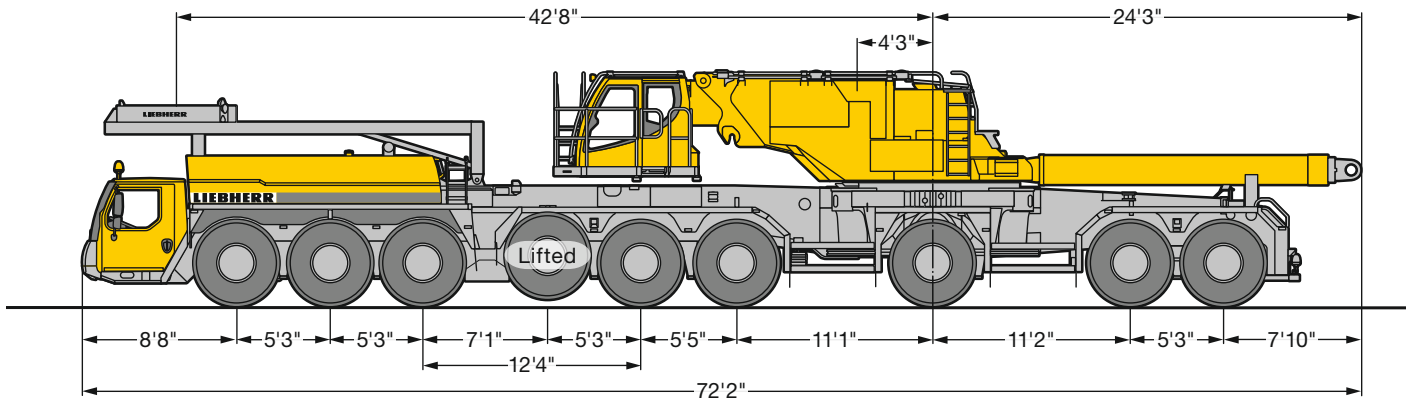


US2520.02

Tyre equipment 525/80 R 25 (20.5 R 25) · Pneumatiques 525/80 R 25 (20.5 R 25)



Axle Essieu	1	2	3	4	5	6	7	8	9	Total weight lbs Poids total lbs
lbs	18400	18400	18400	-	18500	18500	23600	23600	23600	163000



US2521.02

Tyre equipment 525/80 R 25 (20.5 R 25) and 11025 lbs counterweight at carrier · Pneumatiques 525/80 R 25 (20.5 R 25) et contrepoids de 11025 lbs sur châssis



Axle Essieu	1	2	3	4	5	6	7	8	9	Total weight lbs Poids total lbs
lbs	19200	19200	19200	-	19300	19300	19400	19400	19400	154400

# Weights Poids

A



Load kips Forces de levage kips	No. of sheaves Poulies	No. of lines Brins	Weight lbs Poids lbs
593	11	22	11685 / 9920 / 8160
522.4	9	19	11025 / 8820 / 6615
425.4	7	15	9920 / 8600 / 7275 / 5950
209.4	3	7	8380 / 7055 / 5730 / 4410
92.6	1	3	4410 / 2205
30.8	–	1	1545

# Working speeds Vitesses



		1	2	3	4	5	6	7	8	9	10	11	12	R 1	R 2	
385/95 R 25 (14.00 R 25)	mph	1.1 – 3.4	4.3	5.7	7.3	9.2	11.8	15.6	20	25.9	33.1	41.9	50	1.2 – 3.7	4.7	41.8 %
445/95 R 25 (16.00 R 25) 525/80 R 25 (20.5 R 25)		1.2 – 3.7	4.8	6.2	7.9	10	12.8	17	21.8	28.1	36	45.7	50	1.3 – 4	5.2	37.8 %



Drive Mécanismes	infinitely variable en continu	Rope diameter / length Diamètre / longueur du câble	Max. single line pull Effort au brin maxi.
	0 – 348 ft/min single line · au brin simple	0.98" / 2296 ft	31923 kips
	0 – 341 ft/min single line · au brin simple	0.98" / 3051 ft	31923 kips
	0 – 341 ft/min single line · au brin simple	0.98" / 3265 ft	31923 kips
	0 – 0.9 rpm		
	approx. 120 seconds to reach 85° boom angle · env. 120 s jusqu'à 85°		
	approx. 300 seconds for boom extension from 53 ft – 171 ft · env. 300 s pour passer de 53 ft – 171 ft		

# Lifting capacities Forces de levage

T

B

53 - 171 ft  
360°  
449700 lbs  
85%

ft	ft											ft
	53 ft	72 ft	89 ft	107 ft	125 ft	143 ft	161 ft	164 ft	167 ft	171 ft		
10	1637	592.8	592.8	592.8								10
11	977.3	592.8	592.8	592.8								11
12	868	592.8	592.8	592.8								12
13	806.1	592.8	592.8	592.8	590.8							13
14	756.6	592.8	592.8	592.8	588.8							14
15	722.7	592.8	592.8	592.8	586.8	423.1						15
16	697.3	592.8	592.8	589.7	584.8	413						16
17	675.6	592.8	592.8	585.7	582.8	402.9						17
18	654.9	592.8	592.8	581.8	580.8	392.8	321.2					18
19	634.9	592.8	592.8	577.8	578.8	382.7	315.4					19
20	616.5	592.8	592.8	573.9	568.5	372.6	309.1					20
22	582.3	581.5	582.1	566	539.2	352.4	296.4	248.7	240.5	223.6	214.5	22
24	551.2	551.2	550.8	549.4	509.5	336.3	283.7	240.3	232.8	217.6	208.1	24
26	523.1	523.1	523	521.3	479.8	322.4	271.3	231.9	225.1	211.4	201.1	26
28	497.3	497.3	497.3	495.6	450.1	309	260	223.5	217.4	205.2	194.1	28
30	473.8	473.8	473.8	469.4	425	295.6	251.2	215.2	209.6	199	187.1	30
32	452.5	452.5	452.3	440.8	406.2	282.2	242.4	207.5	201.9	192.9	180.1	32
34	432.7	432.7	432.6	416.2	387.8	269.2	233.6	201.6	196.2	187.5	174	34
36	414.6	414.6	414.4	400.7	369.4	258.3	224.8	195.6	190.5	182.6	169	36
38	397.8	397.8	397.6	385.6	351.1	249.3	215.9	189.6	184.9	177.8	164.2	38
40	382.2	382.2	382	370.7	332.7	240.3	207.1	183.6	179.3	173	159.3	40
45	347.9	347.9	347.7	333.5	299.8	217.9	191.3	168.7	165.3	160.9	147.1	45
50			318.6	300	274.3	197.6	176.5	156.9	153.2	149.5	135.5	50
55			293.4	277.8	248.7	182.4	161.9	146.9	143.8	140.8	127.3	55
60			271.7	255.7	224.9	168.4	149.5	136.9	134.5	132	119.3	60
65			236	237.3	209.7	155.8	140.5	126.9	125.1	123.3	111.3	65
70				222.2	194.6	143.7	131.4	119.6	117.4	115.3	103.5	70
75				207.7	179.8	136.2	122.3	113	111.1	109.1	98	75
80				196.4	168.7	128.8	113.2	106.4	104.8	103.2	92.7	80
85				127.9	158.4	121.4	107	99.8	98.6	97.3	87.4	85
90					148.3	114.5	101.4	93.2	92.4	91.4	82.1	90
95					140.4	109.4	95.9	88	86.9	85.8	76.8	95
100					132.1	104.3	90.4	84	82.7	81.3	72.4	100
105						99.3	85.5	79.9	78.8	77.6	69.1	105
110						95.5	81.2	75.9	75	74	65.8	110
115						92	77	71.8	71.1	70.3	62.5	115
120							89.6	72.8	68.7	67.6	59.1	120
125								69.8	66	64.9	56.2	125
130								67.4	63.2	62.3	53.9	130
135								65.1	60.5	59.7	51.7	135
140									57.9	57.1	49.4	140
145									55.6	55	47.2	145
150									53.4	52.9	45.4	150
155									51.5	50.9	43.8	155
160										44.1	42.2	160
165											41.3	165

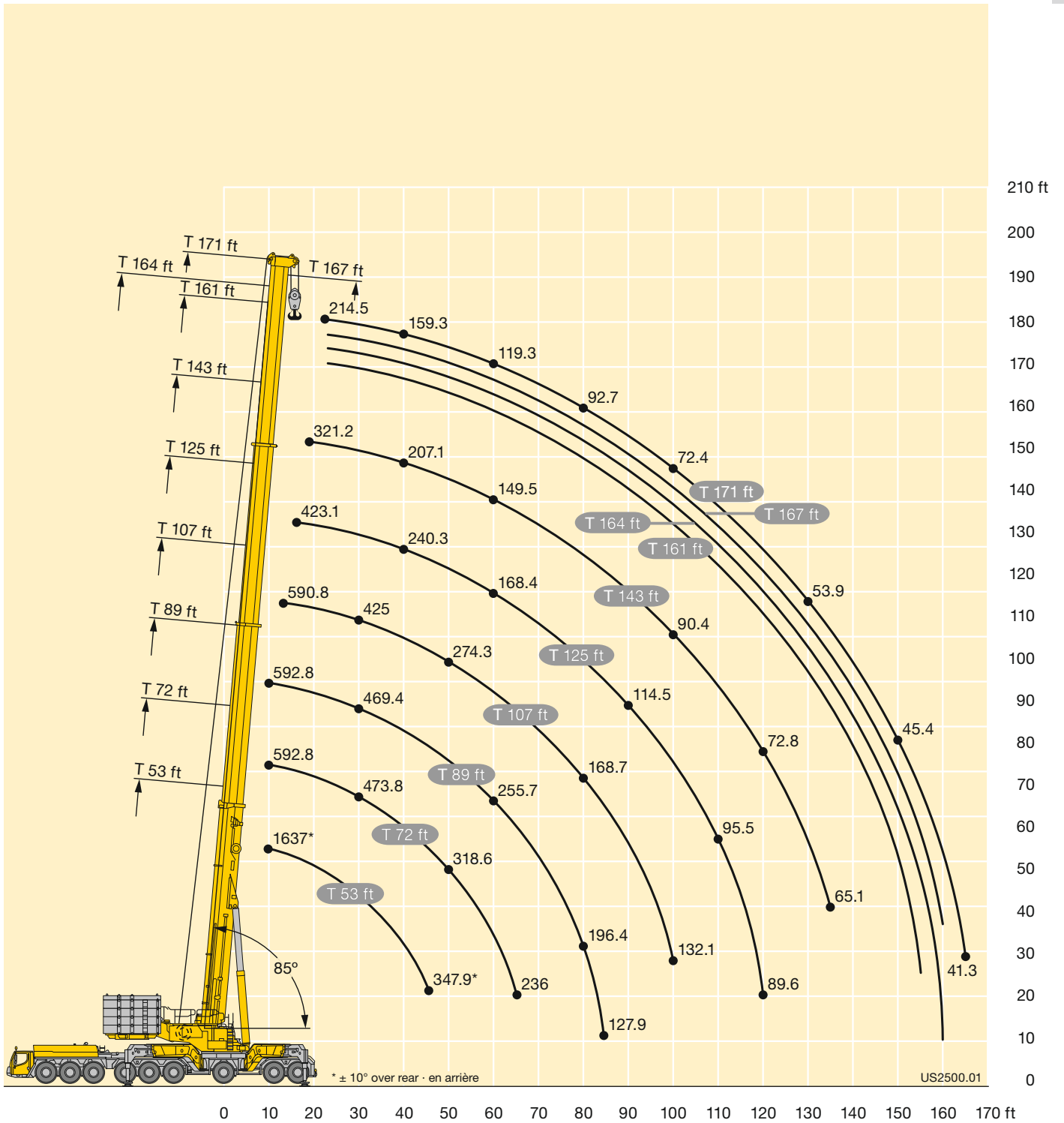
\* ± 10° over rear · en arrière

t\_198\_001\_00000\_00\_000 / 001\_00001\_00\_000

# Lifting heights Hauteurs de levage

T

B



# Lifting capacities Forces de levage

**TY**

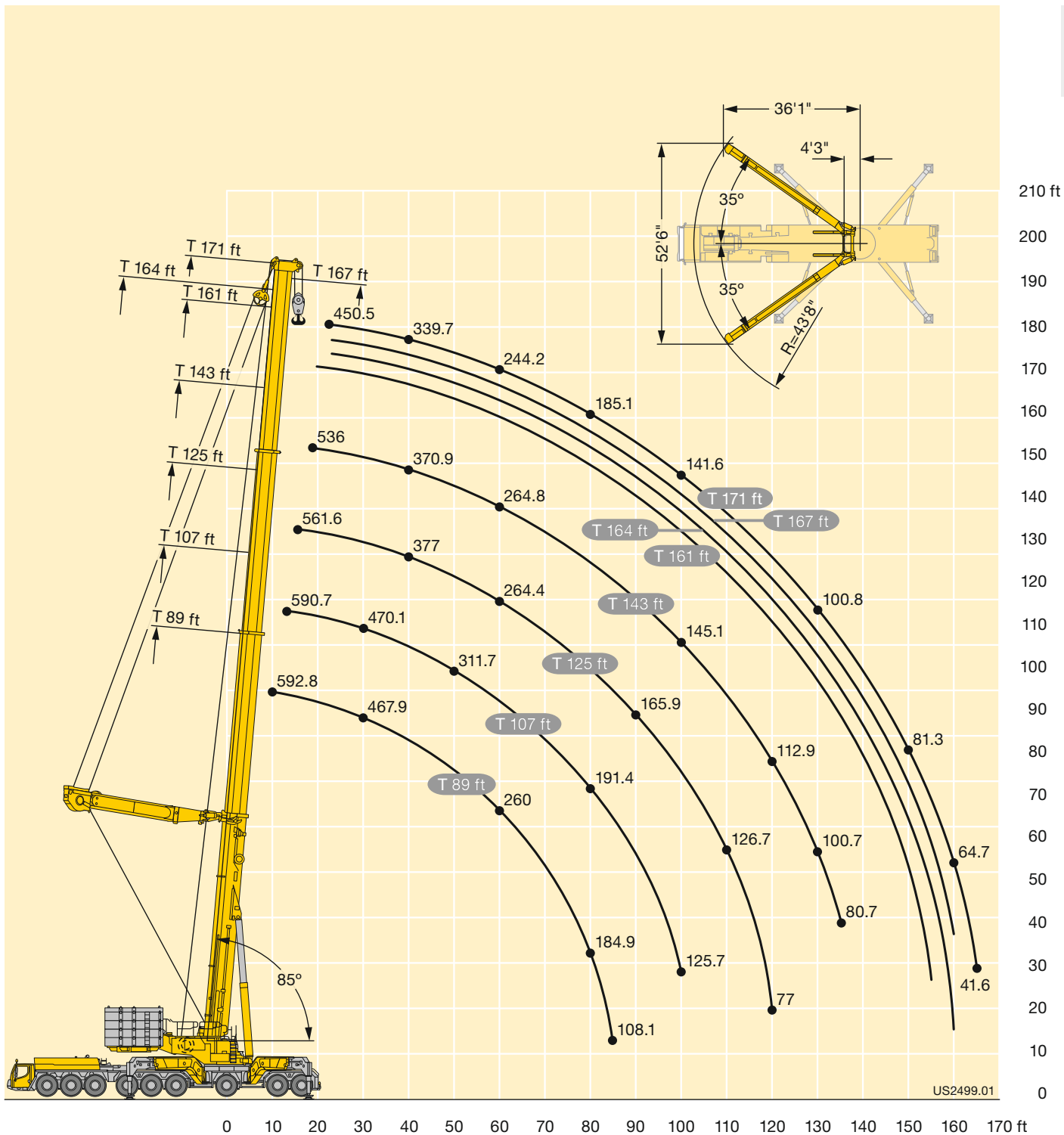
C	ft	89 - 171 ft	T	Y	360°	449700 lbs	85%							ft
		89 ft						107 ft	125 ft	143 ft	161 ft	164 ft	167 ft	
10		592.8												10
11		592.8												11
12		592.8		590.7										12
13		592.8		591.8										13
14		592.8		590.9										14
15		592.8		589.9	561.6									15
16		592.8		589	577.2									16
17		592.8		588.1	571.3									17
18		592.8		587.2	565.3	536								18
19		592.8		585.2	559.3	530.1								19
20		592.8		581.4	553.4	524.3	489.6	478.6						20
22		577.1		570.3	541.9	512.6	475.6	467.5	459.2	450.5				22
24		546.9		548.4	530	501	461.2	454	446.4	438.4				24
26		518.1		520.1	510	488.7	446.8	440.6	433.7	426.2				26
28		491.8		494	487.6	472.4	432.5	427.1	420.9	414				28
30		467.9		470.1	466.2	452.4	418.2	413.6	408.1	401.9				30
32		446.3		448.2	446.4	433.8	403.9	400	395.1	389.6				32
34		425.8		428.3	427.9	416.4	389.6	386.3	382.1	377.2				34
36		407.4		409.7	410	400.2	375.3	372.6	369	364.7				36
38		390.2		392.8	392.9	385.1	361.1	358.9	355.8	352.2				38
40		374		376.9	377	370.9	346.8	345.2	342.7	339.7				40
45		338.5		341.6	342.3	339.4	312.6	311.6	310.2	308.5				45
50		308.4		311.7	312.4	312.2	290.7	288.5	286.1	283				50
55		282.6		286	286.5	287	268.7	267.4	266	263.6				55
60		260		263.5	264.4	264.8	246.8	246.4	246	244.2				60
65		240.2		243.9	244.8	245.3	228.2	227.5	227.1	225.2				65
70		221.3		225.9	227.3	227.5	213.8	212.5	211.5	208.9				70
75		202.5		207.7	209.2	209.8	200.2	199.5	199	197				75
80		184.9		191.4	192.8	193.4	186.5	186.5	186.5	185.1				80
85		108.1		177	178.6	179.3	172.9	173.5	173.9	173.2				85
90				164.2	165.9	166.6	159.6	160.6	161.4	161.3				90
95				152.7	154.5	155.2	151.2	150.8	150.3	149.4				95
100				125.7	144.2	145.1	142.9	142.7	142.6	141.6				100
105					135	135.9	134.5	134.6	134.8	134.1				105
110					126.7	127.5	126.2	126.6	127.1	126.7				110
115					114.8	119.9	118.3	118.7	119.4	119.3				115
120					77	112.9	112.4	112.2	112.1	112				120
125						106.6	106.2	106.5	106.8	106.1				125
130						100.7	100.3	100.7	101	100.8				130
135						80.7	94.8	95.2	95.6	95.4				135
140							89.8	90.2	90.5	90.3				140
145							85.1	85.5	85.8	85.7				145
150							74.3	81.2	81.5	81.3				150
155							51.6	65.3	73.3	77.3				155
160								30.3	54.9	64.7				160
165										41.6				165

t\_198\_002\_00001\_00\_000

# Lifting heights Hauteurs de levage

**TY**

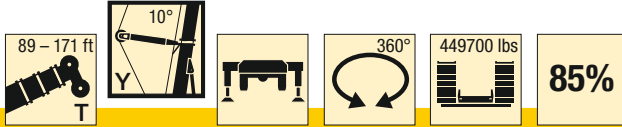
**C**



# Lifting capacities Forces de levage

**TY**

**C**



ft	89 ft	107 ft	125 ft	143 ft	161 ft	164 ft	167 ft	171 ft	ft
11	592.8								11
12	592.8								12
13	592.8	592.8							13
14	592.8	592.8							14
15	592.8	592.8	525.6						15
16	592.8	592.8	531.6						16
17	592.8	592.8	534	409.2					17
18	592.8	592.8	535.4	410					18
19	592.8	591.9	536.5	410.5	308.9	293	279.4		19
20	592.8	589.3	537.4	410.9	308.9	293.1	280.1	265.6	20
22	579.8	577	539.4	411.7	308.9	293.3	280.6	265.8	22
24	549.5	551.5	533.5	412.6	308.9	293.5	281.2	266	24
26	520.6	522.6	513.7	412.9	308.9	293.7	281.8	266.2	26
28	494.1	496.3	490.4	411.4	308.8	293.9	282.3	266.4	28
30	470.1	472.3	468.9	409	307.5	293.5	282.6	266.5	30
32	448.4	450.4	449	406.7	305.5	293.1	281	266.5	32
34	427.8	430.3	430.4	404.3	303.5	291.9	279.3	266.5	34
36	409.3	411.7	412.4	399.2	301.6	290.4	277.6	266.5	36
38	392	394.7	395.2	388.6	299.6	288.5	275.9	265.4	38
40	375.8	378.6	379.3	374.4	297.6	286.7	274.1	264.1	40
45	340	343.2	344.3	342.6	290.2	280.8	269.3	260	45
50	309.8	313.1	314.3	315.3	274.4	267.8	259.2	251.9	50
55	283.8	287.3	288.3	289.8	258.5	253.9	247.3	241.4	55
60	261.1	264.7	266	267.5	242.6	239.9	235.5	230.8	60
65	241.1	245	246.3	247.8	228.1	226.4	223.6	220.2	65
70	222.3	227	228.8	230	215	213.7	211.8	209.3	70
75	203.3	208.7	210.7	212.3	202.1	201.3	200	198.1	75
80	185.5	192.3	194.2	195.8	189.2	188.9	188.1	186.8	80
85	108.3	177.7	179.9	181.5	176.3	176.5	176.3	175.6	85
90		164.8	167	168.8	164	164.4	164.6	164.3	90
95		153.2	155.5	157.2	155.7	155.1	154.3	153.3	95
100		126.1	145.2	147	147.2	147.2	146.8	145.8	100
105			135.8	137.6	137.9	138.5	138.7	138.5	105
110			127.4	129.1	129.4	130	130.3	130.4	110
115			115.4	121.4	121.6	122.3	122.5	122.7	115
120			77.4	114.2	114.5	115.2	115.4	115.6	120
125				107.7	108	108.6	108.9	109	125
130				101.7	102	102.6	102.9	103	130
135				81.6	96.3	97	97.3	97.4	135
140					91.2	91.8	92.1	92.2	140
145					86.3	87	87.3	87.4	145
150					75.5	82.4	82.7	82.8	150
155					52.3	66.3	74.5	78.5	155
160						30.7	55.7	65.8	160
165								42.3	165

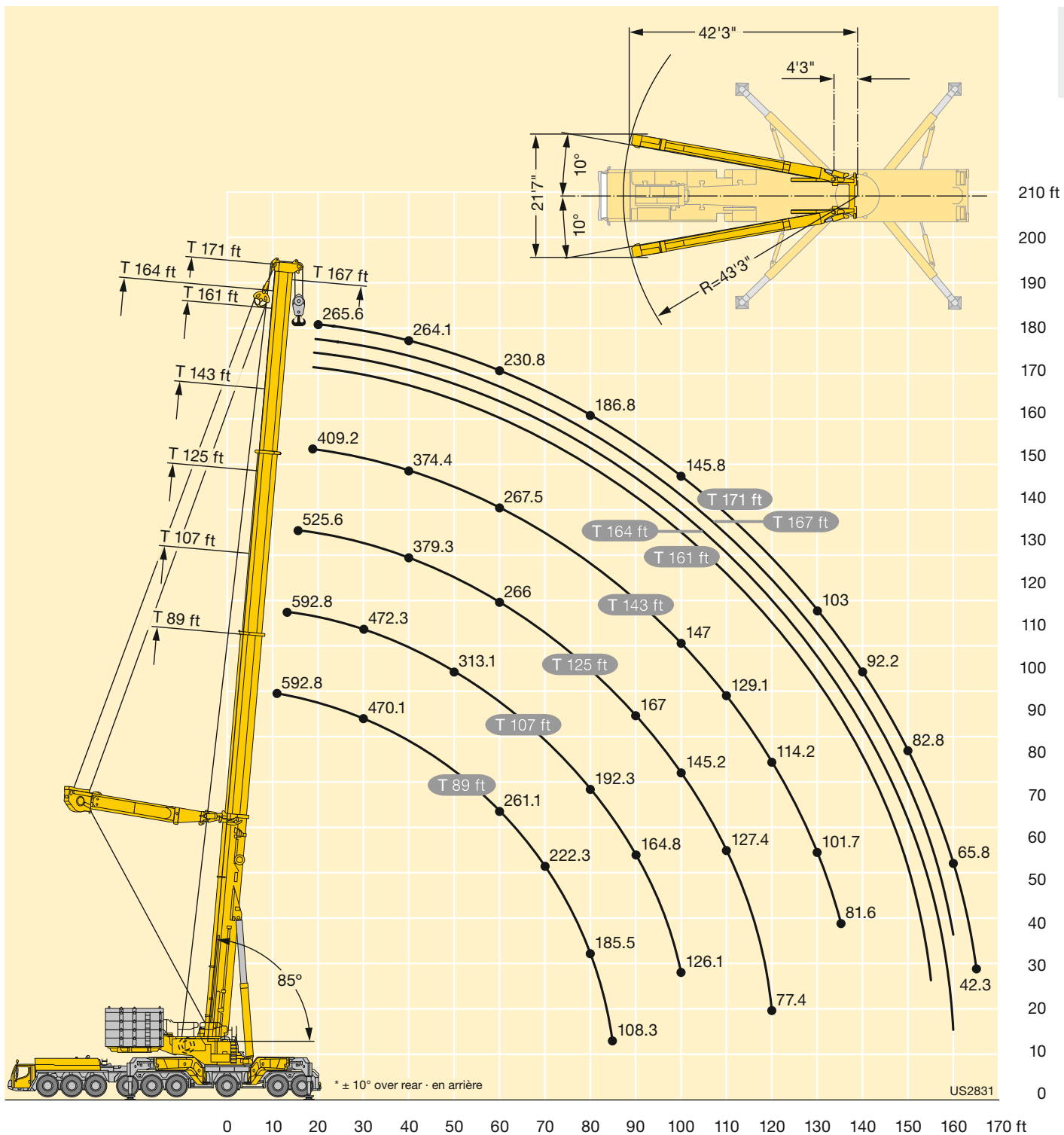
t\_198\_002\_01001\_00\_000



# Lifting heights Hauteurs de levage

**TY**

**C**



# Lifting capacities Forces de levage

## TNZF 20 ft



D

ft	54 ft + 9 ft*				107 ft + 9 ft*				125 ft + 9 ft*				143 ft + 9 ft*				161 ft + 9 ft*				ft		
	20 ft				20 ft				20 ft				20 ft				20 ft						
	0°	10°	20°	38°	0°	10°	20°	38°	0°	10°	20°	38°	0°	10°	20°	38°	0°	10°	20°	38°			
10	253.9																				10		
11	251																					11	
12	248.1																					12	
13	245.2	210.7																				13	
14	242.3	207.1																				14	
15	239.4	203.5																				15	
16	236.4	199.9	162.7		238.3																	16	
17	233.4	196.2	160.5		236.7																	17	
18	230.4	192.6	158.3		235.1																	18	
19	227.4	189	156.1		233.5				227.5													19	
20	224.4	185.4	153.9		231.9	204.3			226.4													20	
22	217	178.1	149.5	120.4	228.8	200.8			223.9													22	
24	208.7	170.9	145.1	118.6	225.5	197.3	159		221.5	196.3				198.8								24	
26	201.1	163.9	141.2	116.3	222.2	193.9	156.4		219	193.4	159.1			195.5					167.9			26	
28	193.5	159.2	137.8	113.6	218.9	189.7	153.8	120.1	216.3	190.5	156.8			192.3	185.5				163.9			28	
30	185.9	154.6	134.4	110.9	215.6	185.4	151.2	118.2	212	187.6	154.5	118.3		189	181.8	157.2			159.2	153.3		30	
32	178.3	150	131	108.2	212.3	181.1	148.5	116.4	207.5	184.8	152.2	116.8		185.4	178.1	155.1			154.6	149.6		32	
34	170.8	145.4	127.5	106	208.9	176.7	145.9	114.5	203	182	149.9	115.1		181	174.5	153.1	114.6		150	145.6	141.8	34	
36	164.2	141.3	124.7	103.9	205.6	172.4	143.3	112.8	198.5	179.2	147.6	113.6		175.8	170.3	151	113.2		145.6	141.5	138.5	36	
38	158.6	137.6	122.7	101.7	202.2	168.1	141.3	111.2	194	176.1	145.3	112.1		170.5	165.8	148.9	111.8		141.4	137.5	134.9	110.2	38
40	153.6	134	120.6	99.7	198.8	163.9	139.3	109.7	189.4	172.7	143.1	110.6		165.2	161.2	146.9	110.5		137.9	133.9	131.2	109	40
45	141.6	125.1	115.3	95.7	190.4	157.1	134.3	106.1	176.4	163.6	138.6	107.3		151.9	149.7	141	107.3		129.4	125.7	123.3	106.2	45
50	131.5	119.4	107.8	92	181.9	150.2	129.2	102.9	163	156.4	134.2	104.3		141.3	139.5	134.4	104.6		120.8	117.7	115.8	103.6	50
55	122.9	112.6	101.7	89.1	172	143.4	124.7	100	150.2	147.6	129.6	101.6		131.9	130.1	127.3	102		113.4	110.7	109.1	101.3	55
60	116	104.1	95.9	87	162.2	138	120.6	97.3	139.6	138.2	124.5	99.1		122.5	120.8	120.2	99.8		107.3	104.7	103.2	99	60
65	106.5	97.7	91.7	46.7	154.6	132.6	115.7	95.1	130.5	128.7	119.5	96.9		113.9	113.1	113.2	97.6		101.1	98.8	97.3	95	65
70	97.5	91.5	87.9	11	147.3	127.3	111.1	93	121.4	119.3	114.3	94.8		107.4	106.5	106.2	95.7		95.1	93.1	92.4	90.7	70
75	89.9	87.1	37.3	11	140.6	122.2	106.7	91.2	112.3	111.1	108.5	93.1		101	100	99.3	94		89.8	88.6	87.9	86.3	75
80					134.1	116.3	103.3	89.7	104.8	104.5	102.7	91.4		94.6	93.5	93.2	92		85.3	84.2	83.3	82.1	80
85					127.1	111.6	99.9	88.2	99	98.2	97.1	89.7		88.3	87.6	87.9	87.2		80.8	79.9	78.9	77.8	85
90					120.9	107.2	96.8	87.2	93.2	92	91.9	88		82.9	82.9	82.7	82.4		76.4	75.5	74.9	73.9	90
95					115.3	102.9	94.3		87.4	86.8	86.9	85.8		78.5	78.2	77.7	77.9		71.9	71.5	71.3	70.5	95
100					109.6	99.1	91.8		82.1	82.4	82	82		74.2	73.5	73.8			67.8	67.9	67.7	67.1	100
105					104.3	96	89.7		78.1	78	77.7	77.7		70	69.1	69.7	69.7		64.4	64.4	64.1	63.9	105
110					100	92.8	88		74	73.7	73.9			65.7	65.8	65.9	66.1		61.2	60.8	60.9	60.9	110
115					95.8	90.2	86.6		70	69.9	70.2			62.4	62.5	62.1	62.7		57.9	57.4	57.9	57.9	115
120					91.9	87.9			66.2	66.4	66.6			59.5	59.2	59.3			54.7	54.5	55	55	120
125					88.6				62.8	62.8	63.2			56.5	56	56.4			51.7	52	52	52.3	125
130									59.4	59.6	59.8			53.5	53.5	53.5			49.3	49.4	49.5		130
135									56.1	56.5				50.7	51	51			47	46.9	47.2		135
140									53.4	53.6				48.6	48.5	48.7			44.8	44.5	45		140
145									50.7					46.5	46.2	46.4			42.6	42.5	42.7		145
150														44.3	44.3				40.4	40.6	40.8		150
155														42.3	42.4				38.7	38.7	39		155
160														40.4					37.1	36.9	37.2		160
165																			35.4	35.4			165
170																			33.8	33.9			170
175																			32.5				175
180																			31.3				180

\* adapter - pièce d'adaptateur

t\_198\_003\_00001\_00\_000

# Lifting capacities Forces de levage

# TNZF 31 ft



ft	54 ft + 9 ft*				107 ft + 9 ft*				125 ft + 9 ft*				143 ft + 9 ft*				161 ft + 9 ft*				ft	
	31 ft				31 ft				31 ft				31 ft				31 ft					
	0°	10°	20°	38°	0°	10°	20°	38°	0°	10°	20°	38°	0°	10°	20°	38°	0°	10°	20°	38°		
11	249.8																				11	
12	247.3																					12
13	244.8																					13
14	242.4																					14
15	239.9																					15
16	237.5																					16
17	234.9	207.7																				17
18	232.2	204.6			231.2																	18
19	229.5	201.5			230																	19
20	226.8	198.3			228.6																	20
22	221.4	191.9	153.4		225.9				217.3													22
24	216	185	147.2		223.1	192.7			214.9													24
26	210.1	177.2	141.1		220.3	188.3			212.4				180									26
28	203.3	169.3	135.9		216.4	183.9			210	179.2			175.9				147.1					28
30	196.5	161.7	131.3	98.4	212.5	179.5	139.9		207.5	175.1			171.8				143.3					30
32	189.8	155.2	126.6	96	208.5	174.6	136.4		202.5	171.1	135.5		167.7	160.4			139.6					32
34	183.1	149.1	122	93.7	204.6	169.6	133.1		196.6	167.1	132.7		163.6	156.1			135.9					34
36	176.3	143.1	118	91.8	200.7	164.6	130.2	94.9	190.3	163.2	129.9		159.5	151.7	126.9		132.2	126.9				36
38	169.5	137	114.6	89.8	196.4	159.6	127.3	93.6	184	159.5	127.2		155.4	147.3	124.7		128.6	123.7				38
40	162.7	131.1	111.1	87.9	191.4	154.7	124.5	92.3	177.7	155.7	124.8	92.3	151.3	143.4	122.4		125	120.6	117.1			40
45	145.7	120.4	102.6	83.8	178.1	145.1	118.1	89.2	162.8	146.3	118.9	89.7	141.1	134.6	117.3	89.5	117.9	113.2	110.4			45
50	128.7	110.8	96.6	80	164.8	135.9	112.3	86.4	152	138.4	113.6	87.1	131.2	126.1	112.5	87.1	110.8	106.9	104.2	85.7		50
55	117	101.5	90.6	77.1	153.9	127.7	107	83.9	141.2	131.1	108.8	84.8	123.1	118.7	108	84.9	103.9	100.6	98.5	83.8		55
60	107.2	94.8	85.1	74.5	144.9	121.3	102.5	81.5	131.1	123.8	104.2	82.6	115.4	112.3	104.2	83	98.2	95	93.1	82		60
65	97.5	88.5	81	72.3	136.3	114.8	98	79.4	122.5	117.5	100.4	80.7	107.7	105.9	100.4	81.2	93.1	90.3	88.5	80.3		65
70	90.6	82.8	76.9	70.7	127.7	108.3	94	77.5	115.2	111.2	96.8	78.8	100.5	99.8	96.3	79.5	88	85.5	84	78.7		70
75	84.1	78.4	73.8	61.5	119.9	103.5	90.7	75.8	107.8	105	93.2	77.2	95.3	94.6	91.8	77.8	82.9	80.8	79.7	76.2		75
80	78.2	74.1	71.1	12.2	114.4	99	87.4	74.3	100.4	98.9	90.1	75.7	90.1	89.4	87.4	76.4	78.9	77.2	76.1	73.7		80
85	73.1	71	61.5	11	108.9	94.6	84.5	72.9	93.7	93.4	87.5	74.1	84.9	84.1	82.9	75.2	75.4	73.7	72.6	71.1		85
90					103.4	90.5	82	71.8	88.7	88.4	84.8	72.9	79.6	79	78.7	73.9	71.9	70.2	69.1	67.9		90
95					98.3	87.3	79.5	70.7	83.9	83.3	81.9	71.8	74.9	74.8	74.7	71.7	68.4	66.8	65.8	64.7		95
100					94.2	84.2	77.3	69.9	79.1	78.4	78.2	70.9	70.9	71	70.6	69.5	64.9	63.3	62.7	61.7		100
105					90.2	81	75.4		74.3	74.4	74.3	70	67.3	67.1	66.6	67.1	61.6	60.5	60	59		105
110					86.1	78.4	73.6		70.6	70.8	70.4	68.4	63.8	63.2	63.4	64	58.6	57.9	57.2	56.4		110
115					82.4	76.2	71.9		67.3	67.3	67	66.6	60.2	59.9	60.3	60.7	55.9	55.2	54.5	53.9		115
120					79.4	74	70.7		64	63.8	63.9		56.9	57.1	57.2	57.6	53.1	52.6	52.1	51.8		120
125					76.5	72	69.6		60.8	60.9	60.9		54.2	54.3	54.2	54.9	50.4	50	49.9	49.7		125
130					73.7	70.5			57.7	58.2	58.1		51.6	51.6	51.8		47.7	47.8	47.7	47.6		130
135					71.3	69.1			55.1	55.5	55.6		49.1	48.8	49.4		45.3	45.6	45.5	45.7		135
140					69.2				52.4	52.9	53.2		46.6	46.8	47		43.3	43.4	43.4			140
145									49.8	50.3			44.3	44.7	44.8		41.3	41.3	41.5			145
150									47.4	47.9			42.5	42.7	42.8		39.4	39.3	39.6			150
155									45.2				40.7	40.7	40.9		37.4	37.5	37.7			155
160													38.9	39			35.6	35.9	36			160
165													37.2	37.3			34.2	34.2	34.4			165
170													35.7				32.7	32.6	32.9			170
175													34.3				31.3	31.2				175
180																	29.9	29.9				180
185																	28.7	28.7				185
190																	27.6					190

\* adapter · pièce d'adaptateur

t\_198\_003\_00101\_00\_000

D

# Lifting capacities Forces de levage

# TNZF 43 ft



D

ft	54 ft + 9 ft*				107 ft + 9 ft*				125 ft + 9 ft*				143 ft + 9 ft*				161 ft + 9 ft*				ft	
	43 ft				43 ft				43 ft				43 ft				43 ft					
	0°	10°	20°	38°	0°	10°	20°	38°	0°	10°	20°	38°	0°	10°	20°	38°	0°	10°	20°	38°		
12	244.6																				12	
13	240.1																					13
14	234.5																					14
15	229																					15
16	223.4																					16
17	217.8																					17
18	212.3																					18
19	207.1																					19
20	202.8	162.1			206.6																	20
22	194.1	156.3			200.8																	22
24	185.5	150.6			195					185.7												24
26	176.8	144.9			189.2					181.5				148.3								26
28	168.4	140.6	120.6		183.5	146.8				177.3				162.3								28
30	162.1	136.3	117.6		178.9	143.5				173				157.9					129			30
32	156.6	132	114.6		174.4	140.2				168.8	138.7			153.5					126			32
34	151.1	127.8	111.9		169.9	137	115.2			165.2	136			149					122.9			34
36	145.5	123.9	109.3		165.4	134.2	113.2			161.9	133.3			144.7	129.1				119.9			36
38	140	120.8	106.7	78.7	160.9	131.6	111.1			158.6	130.6	110.3		140.7	127				116.8			38
40	134.5	117.7	104.2	77.3	156.5	129	109.2			155.3	128.3	108.6		137.1	124.9				113.8	109.2		40
45	125.2	109.9	98.5	74.1	147.7	122.5	104.9	75.8		147.2	122.9	104.5		128.7	119.5	102.4			107.2	103		45
50	116.7	103.5	93.3	71.1	139.5	117.2	100.9	73.7		139	117.5	100.8	73.6	120.4	113.4	99.1			101.3	97.2	93.9	50
55	108.2	98.2	88.6	68.7	131.3	112	97.2	71.8		131	113	97.3	71.9	112.8	107.4	96	71.3		95.4	92.2	89.3	55
60	101.1	92.9	84.8	66.5	124.3	107.1	93.6	70.1		122.9	108.8	94.2	70.3	106.9	101.7	93	69.9		89.6	87.2	84.9	60
65	95.8	88.1	81.1	64.8	118.1	103.3	90.6	68.5		115.2	104.6	91.2	68.7	101	96.6	90.1	68.5		85.3	82.5	80.5	65
70	90.4	84.7	77.7	63.3	112	99.6	87.7	67		108.5	100.5	88.5	67.4	95.2	91.5	87.2	67.3		81.1	78.7	76.7	70
75	85.5	81.1	75.2	62	105.8	95.8	85	65.7		102.5	96.4	86.2	66.2	89.7	86.5	84.2	66.1		76.8	74.9	73.1	75
80	81.9	77.9	72.7	61.3	99.8	92.1	82.5	64.6		96.5	92.3	83.9	65.1	85.3	82.6	80.5	65.1		72.6	71.1	69.6	80
85	78.3	75.3	70.9	60.7	95.4	88.3	80.4	63.6		90.5	88.2	81.6	64.1	81	78.8	76.7	64.1		69.3	67.9	66.4	85
90	74.9	72.6	69.6	23.5	91	84.6	78.3	62.6		84.7	84.1	79	63.1	76.7	75	72.9	63.3		66.3	65	63.6	90
95	71.5	70	68.7	11	86.7	80.8	76.1	61.8		80.2	79.9	76.3	62.3	72.4	71.1	69.3	62.5		63.4	62.2	60.9	95
100	68.1	42.9			82.4	77.6	73.7	61.2		76.2	75.8	73.7	61.7	68.2	67.5	66.2	61.8		60.5	59.3	58.1	100
105					78.9	74.9	71.2	60.7		72.2	71.6	71	61.1	64.6	64.3	63.5	60.2		57.6	56.5	55.4	105
110					75.9	72.2	68.9	60.3		68.2	67.5	67.8	60.6	61.5	61.2	60.7	58.5		54.8	54	53.1	110
115					73	69.4	67	60.1		64.4	64.5	64.5	60.2	58.4	58.1	57.9	56.7		52.2	51.7	50.8	115
120					70	67.2	65.1			61.5	61.6	61.3	59.3	55.3	55	55.3	54.7		50.1	49.5	48.5	120
125					67.4	65.3	63.2			58.7	58.6	58.4	57.9	52.2	52.4	52.7	52.6		47.9	47.3	46.3	125
130					65.3	63.3	61.8			55.9	55.8	55.9		49.6	50	50.2	50.4		45.7	45.2	44.4	130
135					63.2	61.6	60.5			53.1	53.3	53.4		47.4	47.7	47.6	48.2		43.6	43.2	42.7	135
140					61.2	60.1				50.6	51.1	51		45.3	45.3	45.5			41.5	41.4	41	140
145					59.6	58.7				48.5	48.9	48.9		43.1	43.1	43.5			39.6	39.7	39.3	145
150					58.1					46.4	46.7	46.8		41	41.3	41.5			37.9	38	37.7	150
155										44.3	44.7			39.1	39.5	39.6			36.2	36.3	36.2	155
160										42.3	42.8			37.5	37.7	37.9			34.5	34.7	34.7	160
165										40.4				35.9	36	36.3			32.8	33.2	33.2	165
170														34.3	34.5				31.2	31.8	31.7	170
175														32.8	33.1				29.9	30.3	30.4	175
180														31.6	31.8				28.7	28.9	29	180
185														30.4					27.4	27.7		185
190																			26.2	26.5		190
195																			25.1	25.4		195
200																			24.2			200

\* adapter · pièce d'adaptateur

t\_198\_003\_00201\_00\_000

# Lifting capacities Forces de levage

# TNZF 54 ft



ft	54 ft + 9 ft*				107 ft + 9 ft*				125 ft + 9 ft*				143 ft + 9 ft*				161 ft + 9 ft*				ft
	54 ft				54 ft				54 ft				54 ft				54 ft				
	0°	10°	20°	38°	0°	10°	20°	38°	0°	10°	20°	38°	0°	10°	20°	38°	0°	10°	20°	38°	
14	208.3																				14
15	203																				15
16	197.7																				16
17	192.4																				17
18	187.1																				18
19	181.8																				19
20	176.5																				20
22	168				167.8																22
24	160.9	126			163				153.8												24
26	153.7	120			158.1				150.2												26
28	146.6	114			153.2				146				134.8								28
30	139.4	108.1			148.3	111.4			141.9				131.8								30
32	132.6	103.9	84.5		143.8	108.5			137.7				128.6				114.4				32
34	126.9	99.7	81.6		139.3	105.5			133.6	102.8			125.4				112				34
36	121.2	95.6	78.8		134.8	102.5			130.1	100.4			122.2				109.4				36
38	115.4	91.4	76		130.2	99.7			126.7	98			119	93.7			106.9				38
40	109.7	87.3	73.7		125.7	97.3	77.6		123.3	95.6			116.2	91.9			104.4				40
45	95.7	80.2	68.3		115.8	91.3	73.3		114.9	90.5	73.5		109.9	87.4			98.2	83.4			45
50	87.6	73.3	63.4	50.5	108.2	85.6	69.5		106.7	85.8	69.9		103.9	83.5	69.2		93.3	80	66.9		50
55	80	67.3	59.4	48.1	100.7	80.7	65.9	50	101	81.3	66.8	50.1	97.9	79.8	66.3		88.3	76.9	64.7		55
60	72.4	63	55.4	45.9	93.5	75.8	63	48.4	95.3	77.4	63.8	48.6	93.1	76.2	63.7	48.4	83.4	74.2	62.4		60
65	65.6	58.7	52.5	44.1	87.9	71.4	60	46.9	89.6	73.5	61.2	47.2	88.9	73.1	61.1	47.1	79	71.4	60.2	46.6	65
70	61	54.4	49.7	42.3	83	68.1	57.5	45.5	84.7	69.7	58.7	45.9	84.7	70.1	59	46	75.4	68.8	58.1	45.6	70
75	56.7	51.2	46.9	40.8	78	64.8	55.3	44.3	80.5	66.7	56.4	44.8	80.5	67.1	56.9	44.9	71.8	66.4	56.2	44.6	75
80	52.3	48.3	44.6	39.5	73	61.5	53	43.1	76.6	63.9	54.5	43.7	76.7	64.2	54.9	43.9	68.2	64.1	54.5	43.6	80
85	49	45.5	42.7	38.2	68.4	58.4	51	42.1	72.7	61.2	52.6	42.7	73.7	62	53.2	42.9	64.6	61.8	52.8	42.7	85
90	46.1	43.1	40.8	37.4	65	56	49.2	41.1	68.8	58.4	50.7	41.8	70.8	59.7	51.6	42	61.9	59.5	51.2	41.9	90
95	43.3	41.1	39.2	36.7	61.9	53.7	47.6	40.2	64.9	56	49	40.9	67.8	57.5	50	41.2	59.3	57.3	50	41.2	95
100	40.8	39.2	37.9	34	58.8	51.4	45.9	39.4	62.2	53.9	47.6	40.1	64.8	55.3	48.4	40.5	56.9	55.2	48.7	40.4	100
105	38.7	37.6	36.8	11	55.7	49.3	44.5	38.6	59.7	52	46.2	39.4	61.8	53.1	47.1	39.8	54.4	53	47.4	39.8	105
110	36.7	36.2	27.2		53	47.6	43.3	38	57.1	50.1	44.8	38.7	59	51.5	45.9	39.1	51.9	50.8	46.1	39.3	110
115					50.9	46	42	37.4	54.6	48.3	43.6	38.1	56.4	50	44.8	38.6	49.5	48.7	44.9	38.7	115
120					48.9	44.4	40.9	37	52.1	46.7	42.6	37.6	53.8	48.5	43.6	38.1	47.2	46.7	43.7	38.2	120
125					46.8	42.8	39.9	36.5	50.1	45.4	41.5	37.1	51.2	46.9	42.5	37.6	45.4	44.9	42.6	37.7	125
130					44.7	41.6	39		48.4	44	40.5	36.7	48.6	45.4	41.7	37.1	43.6	43	41.4	37.3	130
135					43.1	40.4	38.1		46.7	42.7	39.6	36.4	46.1	44	40.8	36.8	41.8	41.2	40.1	36.9	135
140					41.7	39.2	37.4		45.1	41.4	38.9		44	42.6	40	36.4	40	39.4	38.8	36.4	140
145					40.2	38.2	36.7		43.4	40.4	38.1		42.1	41.2	39.1	36.2	38.2	37.7	37.4	35.9	145
150					38.8	37.3	36.3		42	39.5	37.4		40.3	39.8	38.2	35.9	36.4	36.3	35.9	35.3	150
155					37.6	36.5			40.8	38.5	36.9		38.4	38.4	37.3		35	35	34.5	34.4	155
160					36.6				39.6	37.6	36.4		36.5	36.9	36.4		33.6	33.6	33.2	33.2	160
165									38.4	37	36		34.9	35.4	35.4		32.1	32.2	32		165
170									37.3	36.4			33.5	33.8	34.1		30.7	30.9	30.8		170
175									36.2	35.9			32.2	32.3	32.7		29.3	29.6	29.7		175
180									35.1				30.8	31	31.3		28	28.4	28.5		180
185													29.5	29.7			26.9	27.2	27.4		185
190													28.4	28.5			25.7	26	26.2		190
195													27.3				24.6	24.9	25		195
200																	23.5	23.9			200
205																	22.6	22.8			205
210																	21.7				210
215																	20.9				215

\* adapter · pièce d'adaptateur

t\_198\_003\_00301\_00\_000

D

# Lifting capacities Forces de levage

## TNZF 66 ft



D

ft	54 ft + 9 ft*				107 ft + 9 ft*				125 ft + 9 ft*				143 ft + 9 ft*				161 ft + 9 ft*				ft	
	66 ft				66 ft				66 ft				66 ft				66 ft					
	0°	10°	20°	38°	0°	10°	20°	38°	0°	10°	20°	38°	0°	10°	20°	38°	0°	10°	20°	38°		
15	177.8																				15	
16	173.7																					16
17	169.5																					17
18	165.4																					18
19	161.2																					19
20	157.1																					20
22	148.7				143.3																	22
24	141.9				139.5																	24
26	136.3				135.5				128.6													26
28	130.6	105.7			131.4				125.6													28
30	125	102			127.3				122.5				114.3									30
32	119.3	98.4			123.5				119.5				112.1									32
34	113.6	94.8			120.5	96.9			116.4				109.9				99.4					34
36	109.4	91.9			117.5	95			113.4				107.8				97.7					36
38	105.8	89.2	76.7		114.6	93			111.1	91.6			105.6				95.9					38
40	102.2	86.5	74.8		111.7	91			108.8	90			103.4				94.1					40
45	93.4	79.7	70		104.4	86.3	72		103.2	86			98.8	83			89.6					45
50	85.1	74.8	66.2		98.6	81.8	69		97.6	82.3	68.7		94.6	79.8			85.3	75.8				50
55	79.5	70.1	62.3	49.3	93.4	77.5	66.2		92.6	78.6	66		90.5	76.8	65.3		81.1	73.4				55
60	74.3	65.5	59.1	47.2	88.3	74	63.4		88.7	75	63.7		86.4	74.1	63		77	71	61.4			60
65	69.2	62	55.9	45.3	83.5	70.6	61.2	46.6	84.8	72.1	61.5	46.5	83	71.3	61.1		72.9	68.7	59.6			65
70	64.2	58.6	52.9	43.5	79.5	67.3	59	45.3	80.9	69.3	59.4	45.3	79.7	68.7	59.2	45	69.3	66.4	57.9			70
75	60.4	55.3	50.4	42.1	75.9	64.8	56.9	44.2	77.2	66.4	57.4	44.2	76.5	66.4	57.4	44	66.3	64	56.3	43.4		75
80	57	52.1	48	40.7	72.3	62.3	54.8	43.1	74.2	63.9	55.5	43.2	73.3	64.2	55.6	43.1	63.3	61.4	54.7	42.5		80
85	53.7	49.5	45.6	39.6	68.7	59.9	52.9	42.1	71.2	61.8	53.8	42.3	70.2	61.9	53.9	42.3	60.3	58.7	53.2	41.7		85
90	50.4	47.1	43.7	38.6	65.2	57.5	50.9	41.1	68.3	59.7	52.1	41.5	67.4	59.9	52.3	41.4	57.3	56.1	51.7	41		90
95	47.8	44.6	42	37.6	62.4	55.3	49.1	40.3	65.4	57.7	50.4	40.7	64.6	58.1	50.9	40.7	54.9	53.7	50.3	40.3		95
100	45.3	42.5	40.4	37	60.1	53.3	47.6	39.5	62.4	55.6	48.8	39.9	61.8	56.4	49.5	40	52.6	51.4	48.8	39.7		100
105	42.8	40.8	38.9	36.4	57.8	51.4	46.2	38.8	60.1	53.7	47.4	39.3	59	54.6	48.1	39.3	50.5	49.5	47.3	39.1		105
110	40.6	39.1	37.8	36.2	55.4	49.4	44.7	38.2	58	52	46.1	38.6	56.3	52.8	46.7	38.8	48.4	47.5	45.7	38.6		110
115	38.7	37.7	36.7	11	53.1	47.7	43.5	37.5	56	50.4	44.9	38.1	53.6	51.1	45.5	38.2	46.3	45.6	44.2	38		115
120	36.9	36.5	36.4		51.1	46.2	42.4	37.1	54	48.7	43.7	37.5	51.4	49.3	44.5	37.7	44.1	43.6	42.7	37.6		120
125					49.3	44.7	41.3	36.7	52.1	47.1	42.6	37	49.2	47.5	43.5	37.3	42	41.8	41.1	37.2		125
130					47.5	43.3	40.2	36.3	50.1	45.7	41.7	36.7	47	45.7	42.5	36.9	40.4	40.2	39.6	36.7		130
135					45.6	41.9	39.3	36.1	48.4	44.5	40.8	36.3	44.8	44	41.4	36.5	38.9	38.6	38	36		135
140					43.9	40.8	38.5		46.6	43.4	39.9	36	42.6	42.2	40.3	36.2	37.3	37	36.4	35.2		140
145					42.4	39.8	37.7		44.9	42.2	39.1	35.8	40.6	40.6	39.2	35.9	35.8	35.5	34.9	34.4		145
150					41.1	38.8	37.1		43.2	41	38.4	35.7	38.9	39	38.1	35.7	34.3	34	33.6	33.4		150
155					39.8	37.8	36.5		41.5	40	37.7		37.3	37.4	37	35.4	32.8	32.6	32.3	32.3		155
160					38.6	37.1	36.1		39.9	39	37.1		35.6	35.8	35.7	35.1	31.4	31.4	31.1	31.1		160
165					37.6	36.4			38.4	38	36.6		34	34.2	34.3		30.3	30.3	29.9	29.9		165
170					36.6				36.9	37	36.2		32.3	32.8	32.9		29.1	29.1	28.7	28.9		170
175									35.4	35.7	35.6		30.9	31.4	31.5		28	27.9	27.7			175
180									34	34.4			29.7	30.1	30.2		26.8	26.8	26.7			180
185									32.7	33.1			28.5	28.7	28.9		25.7	25.7	25.7			185
190									31.5				27.3	27.6	27.7		24.6	24.8	24.7			190
195													26.1	26.4			23.6	23.8	23.8			195
200													25.1	25.3			22.6	22.8	22.9			200
205													24.2				21.6	21.9	22			205
210																	20.6	21				210
215																	19.7	20.1				215
220																	19					220
225																	18.2					225

\*adapter - pièce d'adaptateur

t\_198\_003\_00401\_00\_000

# Lifting capacities Forces de levage

# TNZF 77 ft



ft	54 ft + 9 ft*				107 ft + 9 ft*				125 ft + 9 ft*				143 ft + 9 ft*				161 ft + 9 ft*				ft	
	77 ft				77 ft				77 ft				77 ft				77 ft					
	0°	10°	20°	38°	0°	10°	20°	38°	0°	10°	20°	38°	0°	10°	20°	38°	0°	10°	20°	38°		
17	149.2																				17	
18	145.8																					18
19	142.6																					19
20	139.3																					20
22	132.7																					22
24	126.1				121.2																	24
26	120.5				117.9																	26
28	116.2				114.5				108.9													28
30	111.9	91.7			111.2				106.4					98.3								30
32	107.6	89			107.9				103.9					96.6								32
34	103.3	86			104.7				101.3					94.7				86.5				34
36	99	83			102.2				98.8					92.9				85.2				36
38	94.9	80.1			99.8	80.9			96.3					91				83.9				38
40	91.7	77.7			97.4	79.3			94.3					89.2				82.6				40
45	84.5	72.2	62.1		91.5	75.3			89.6	73.9				84.9	71.1			79.4				45
50	77.4	66.7	58.3		85.9	71.7	60.5		85	70.6				81.4	68.4			76.2	64.6			50
55	70.9	62.7	55.1		81.5	68.2	58		80.3	67.7	57.8			77.9	65.8			73.3	62.7			55
60	66.3	58.9	52.1		77.4	64.9	55.6		76.8	65	55.6			74.4	63.5	54.9		70.4	60.6			60
65	62.2	55.1	49.4	39.9	73.3	62	53.4		73.6	62.3	53.6			71.3	61.3	53		67.6	58.8	51.7		65
70	58.1	52.2	47.1	38.3	69.6	59.1	51.3	39	70.3	59.9	51.7			68.8	59.2	51.3		64.8	57.2	50.1		70
75	54	49.7	44.8	36.8	66.4	56.4	49.5	37.9	67.2	57.5	49.9	37.9		66.3	57.1	49.7		62.1	55.5	48.7		75
80	50.7	47.1	42.9	35.5	63.4	54.2	47.7	36.9	64.2	55.2	48.3	36.9		63.8	55.2	48.2	36.7	59.4	53.8	47.3		80
85	48.2	44.6	41.3	34.3	60.5	52.2	46.2	36	61.8	53	46.8	36.1		61.3	53.3	46.8	35.9	56.8	52.2	46	35.4	85
90	45.7	42.5	39.6	33.2	57.5	50.2	44.8	35.1	59.4	51.3	45.4	35.2		59.1	51.4	45.5	35.1	54.2	50.7	44.9	34.7	90
95	43.2	40.8	38	32.3	54.6	48.2	43.4	34.3	57	49.6	44.2	34.5		57.2	49.7	44.1	34.4	51.7	49.2	43.8	34	95
100	41	39.1	36.7	31.5	52.2	46.4	42	33.5	54.7	47.9	43	33.8		55.3	48.3	43.1	33.7	49.5	47.6	42.7	33.5	100
105	39.3	37.4	35.6	30.7	50.4	44.9	40.9	32.8	52.3	46.2	41.8	33.1		53.4	47	42.1	33.1	47.6	46	41.6	32.9	105
110	37.6	36.1	34.4	30.2	48.5	43.5	39.8	32.2	50.3	44.7	40.6	32.5		51.5	45.6	41.1	32.5	45.8	44.4	40.8	32.4	110
115	36	34.9	33.5	29.8	46.6	42.1	38.7	31.6	48.6	43.4	39.7	31.9		49.7	44.2	40.1	32	43.9	42.8	40	31.9	115
120	34.5	33.8	32.8	29.4	44.7	40.7	37.7	31.1	47	42.2	38.8	31.4		47.8	42.8	39.2	31.5	42.1	41.1	39.2	31.4	120
125	33.4	32.9	32.2	17	42.9	39.5	36.9	30.6	45.5	41.1	37.9	30.9		46.1	41.8	38.4	31.1	40.3	39.5	38.3	31	125
130	32.3	32.3	31.9		41.6	38.5	36.1	30.2	43.9	39.9	37	30.5		44.4	40.8	37.6	30.6	38.5	37.9	37.5	30.6	130
135	31.8	27.3			40.4	37.5	35.3	29.8	42.4	38.7	36.2	30.1		42.7	39.8	36.8	30.3	36.9	36.4	36.3	30.2	135
140					39.1	36.5	34.6	29.5	41.1	37.9	35.6	29.8		41	38.8	36.1	29.9	35.6	35	34.9	29.9	140
145					37.8	35.5	34	29.2	40	37	34.9	29.5		39.4	37.8	35.4	29.6	34.3	33.7	33.6	29.6	145
150					36.6	34.7	33.4		38.9	36.2	34.2	29.2		37.7	36.8	34.7	29.3	32.9	32.4	32.3	29.3	150
155					35.7	34	32.9		37.8	35.4	33.7	29		36.1	35.6	34	29.1	31.6	31.1	31	29.1	155
160					34.8	33.3	32.5		36.8	34.5	33.3	28.9		34.7	34.3	33.4	28.9	30.3	29.8	29.8	28.6	160
165					33.9	32.7	32.1		35.7	33.9	32.8			33.3	33.1	32.7	28.8	29	28.6	28.8	27.9	165
170					33.1	32.3	31.9		34.7	33.4	32.4			31.8	31.9	31.8	28.7	27.9	27.6	27.7	27.2	170
175					32.5	31.8			33.7	32.8	32.1			30.4	30.7	30.7		26.9	26.6	26.6	26.4	175
180					31.9	31.6			32.7	32.3	31.9			28.9	29.5	29.6		25.9	25.6	25.6	25.6	180
185					31.4				31.7	31.5	31.7			27.7	28.3	28.6		24.9	24.6	24.7		185
190									30.7	30.7				26.7	27.1	27.5		23.9	23.6	23.8		190
195									29.7	29.8				25.6	25.9	26.3		22.9	22.7	22.9		195
200									28.7					24.5	24.8	25.2		22	22	22.1		200
205														23.5	23.9			21.1	21.2	21.3		205
210														22.6	22.9			20.3	20.4	20.6		210
215														21.7				19.4	19.6	19.9		215
220														20.9				18.6	18.8			220
225																		17.8	18			225
230																		17.1	17.3			230
235																		16.4				235

\*adapter - pièce d'adaptateur

t\_198\_003\_00501\_00\_000

D

# Lifting capacities Forces de levage

## TNZF 89 ft



D

ft	54 ft + 9 ft*				107 ft + 9 ft*				125 ft + 9 ft*				143 ft + 9 ft*				161 ft + 9 ft*				ft	
	89 ft				89 ft				89 ft				89 ft				89 ft					
	0°	10°	20°	38°	0°	10°	20°	38°	0°	10°	20°	38°	0°	10°	20°	38°	0°	10°	20°	38°		
18	129.2																				18	
19	126.7																					19
20	124																					20
22	118.6																					22
24	113.2																					24
26	107.8				103.2																	26
28	103.1				100.5				94.7													28
30	99.7				97.7				92.9													30
32	96.3				95				90.8					85								32
34	92.9	78			92.2				88.7				83.4									34
36	89.5	75.5			89.6				86.6				81.8				74.2					36
38	86.1	73.1			87.5				84.5				80.2				73.1					38
40	82.7	70.7			85.5				82.3				78.6				71.9					40
45	76.1	65.3			80.5	66.1			78.3	64.3			74.8				69.1					45
50	70.4	60.8	53.2		75.4	62.8			74.4	61.6			71.6	60.3			66.3					50
55	64.7	56.2	49.9		71.2	60			70.5	58.9			68.6	58			64	55				55
60	59.7	52.9	47.2		67.8	57.2	48.9		66.8	56.7	48.7		65.6	55.8			61.7	53.2				60
65	55.9	49.8	44.7		64.4	54.5	46.8		64.1	54.4	46.7		62.7	53.9	46.1		59.5	51.5				65
70	52.6	46.7	42.2		61	52.2	45		61.4	52.2	45		60.3	52	44.5		57.3	50	43.4			70
75	49.2	44.1	40.3	32.6	58.1	49.8	43.2		58.7	50.3	43.4		58.2	50.2	43.1		55.2	48.5	42.1			75
80	45.9	42	38.4	31.3	55.5	47.5	41.6	32	56.1	48.3	41.9		56	48.5	41.7		53.3	47.1	40.8			80
85	42.8	40	36.6	30.2	53.2	45.6	40.1	31.1	53.6	46.4	40.6	31.3	53.9	46.9	40.3	31.4	51.4	45.7	39.7			85
90	40.8	37.9	35.2	29.1	50.8	43.9	38.7	30.3	51.7	44.6	39.3	30.8	51.8	45.4	39.2	31	49.6	44.4	38.6	30.5		90
95	38.7	36	33.8	28.1	48.4	42.3	37.5	29.5	49.8	43.1	38	30	50	43.8	38.1	30.3	47.7	43.2	37.5	29.9		95
100	36.7	34.4	32.4	27.2	46	40.6	36.4	28.7	47.8	41.7	36.9	29.3	48.4	42.4	37	29.6	45.9	41.9	36.6	29.3		100
105	34.7	33	31.1	26.4	43.9	39	35.2	28	45.9	40.2	35.9	28.7	46.9	41.2	35.9	29.1	44.1	40.6	35.7	28.7		105
110	33.1	31.7	30.1	25.8	42.3	37.6	34.1	27.4	44	38.8	34.9	28.1	45.3	40	35.1	28.5	42.5	39.4	34.8	28.2		110
115	31.8	30.3	29.1	25.1	40.8	36.5	33.2	26.8	42.2	37.5	33.9	27.6	43.7	38.8	34.3	28	40.9	38.3	34	27.7		115
120	30.4	29.3	28.2	24.6	39.2	35.3	32.3	26.3	40.7	36.3	33	27	42.2	37.6	33.4	27.4	39.3	37.2	33.3	27.3		120
125	29.1	28.3	27.3	24.2	37.6	34.1	31.4	25.8	39.4	35.3	32.2	26.6	40.7	36.4	32.6	26.9	37.7	36.2	32.6	26.8		125
130	28	27.4	26.7	23.9	36.1	33	30.6	25.3	38.1	34.3	31.4	26.1	39.3	35.4	31.8	26.5	36.1	35.1	31.8	26.4		130
135	27	26.6	26.2	23.9	34.8	32.1	29.9	24.9	36.8	33.3	30.7	25.7	38.2	34.5	31.2	26.1	34.5	34	31.1	26		135
140	26.1	26	25.9	11	33.8	31.2	29.2	24.5	35.5	32.4	30	25.3	37.1	33.7	30.6	25.7	33.1	32.9	30.4	25.7		140
145	25.6	25.6	22.1		32.7	30.4	28.6	24.2	34.3	31.5	29.3	25	36.1	32.8	29.9	25.4	31.9	31.8	29.7	25.4		145
150					31.7	29.5	27.9	23.9	33.2	30.7	28.8	24.7	35	32	29.3	25.1	30.7	30.6	29	25.1		150
155					30.6	28.8	27.4	23.7	32.4	30	28.2	24.5	33.9	31.2	28.8	24.8	29.6	29.5	28.3	24.8		155
160					29.6	28.1	27	23.5	31.5	29.3	27.7	24.2	32.8	30.4	28.3	24.5	28.4	28.4	27.6	24.6		160
165					28.9	27.5	26.5		30.6	28.6	27.2	23.8	31.6	29.7	27.8	24.3	27.3	27.2	26.8	24.4		165
170					28.1	26.9	26.1		29.7	27.9	26.8	23.4	30.4	29.1	27.3	24.1	26.1	26.1	25.9	24.1		170
175					27.4	26.4	25.9		28.9	27.4	26.5		29.2	28.4	26.9	23.9	25.1	25.2	25	23.8		175
180					26.7	25.9	25.6		28.2	27	26.1		28.1	27.7	26.4	23.9	24.1	24.3	24.1	23.4		180
185					26.1	25.6			27.6	26.5	25.8		26.9	27	25.9		23.2	23.4	23.1	23.1		185
190					25.6	25.3			27	26	25.6		25.7	26.1	25.4		22.4	22.5	22.2	22.5		190
195					25.2				26.4	25.7	25.4		24.6	25.1	24.8		21.5	21.6	21.4	21.7		195
200									25.9	25.4			23.7	24.1	24.2		20.6	20.7	20.6			200
205									25.5	25.2			22.7	23.1	23.2		19.8	19.9	19.9			205
210									25.2				21.7	22.1	22.3		19	19.2	19.1			210
215													20.8	21.2			18.2	18.5	18.4			215
220													20	20.3			17.5	17.8	17.8			220
225													19.2	19.5			16.8	17.1	17.1			225
230													18.5				16.1	16.4				230
235																	15.4	15.8				235
240																	14.8	15.1				240
245																	14.2					245

\*adapter - pièce d'adaptateur

t\_198\_003\_00601\_00\_000



# Lifting capacities Forces de levage

# TNZF 100 ft



ft	54 ft + 9 ft*				107 ft + 9 ft*				125 ft + 9 ft*				143 ft + 9 ft*				161 ft + 9 ft*				ft	
	100 ft				100 ft				100 ft				100 ft				100 ft					
	0°	10°	20°	38°	0°	10°	20°	38°	0°	10°	20°	38°	0°	10°	20°	38°	0°	10°	20°	38°		
19	113.4																				19	
20	111.6																				20	
22	107.2																				22	
24	102.8																				24	
26	98.4				92																26	
28	94				89.7																28	
30	90.1				87.4				82.6												30	
32	87.2				85				80.9												32	
34	84.4				82.7				79.1					73.3							34	
36	81.6				80.3				77.3					72							36	
38	78.7	66.4			78.1				75.5					70.6			64.2				38	
40	75.9	64.4			76.3				73.7					69.3			63.2				40	
45	69.2	59.7			72.2	59.5			69.9					66			60.8				45	
50	64.3	55.6			68	56.6			66.5	55.3				63			58.4				50	
55	59.8	51.9	45.5		64	53.9			63.2	52.9				60.5	51		56.2				55	
60	55.2	48.1	42.9		60.7	51.5			59.9	50.7				57.9	49.1		54.3	46.6			60	
65	51.2	45.3	40.5		57.9	49.3	41.7		57.2	48.8	41.5			55.4	47.3		52.4	45.1			65	
70	48.1	42.7	38.4		55	47.1	40		54.8	46.9	39.9			53	45.7	39.3	50.5	43.7			70	
75	45.4	40.2	36.3		52.1	45.1	38.4		52.5	45	38.4			51.1	44.1	38	48.6	42.4	36.9		75	
80	42.6	37.9	34.6	29	49.8	43.2	36.9		50.2	43.3	37.1			49.3	42.6	36.7	47	41.2	35.8		80	
85	39.8	36	33	27.8	47.6	41.2	35.5		48	41.7	35.7			47.5	41.2	35.5	45.5	39.9	34.8		85	
90	37.1	34.4	31.5	26.7	45.7	39.5	34.3	27.3	46	40.1	34.6	27.3		45.6	39.9	34.4	44.1	38.7	33.8		90	
95	35.2	32.7	30.1	25.7	43.7	38.1	33	26.6	44.4	38.6	33.5	26.6		43.8	38.6	33.3	42.7	37.7	32.8		95	
100	33.5	31	28.9	24.7	41.7	36.7	32	25.8	42.8	37.3	32.4	25.9		42.4	37.3	32.4	41.3	36.6	31.9	25.4	100	
105	31.9	29.4	27.8	23.9	39.7	35.2	31	25.1	41.2	36.1	31.4	25.3		41.1	36.1	31.4	40	35.6	31	24.8	105	
110	30.2	28.3	26.7	23.1	37.9	33.8	30	24.5	39.5	34.9	30.5	24.7		39.8	35.1	30.5	38.6	34.6	30.2	24.3	110	
115	28.6	27.1	25.6	22.4	36.5	32.5	29	23.9	37.9	33.6	29.6	24.1		38.5	34	29.7	37.3	33.6	29.5	23.8	115	
120	27.4	26	24.7	21.8	35.2	31.4	28.1	23.3	36.4	32.5	28.7	23.6		37.2	33	29	36.1	32.7	28.7	23.4	120	
125	26.2	24.9	24	21.2	33.8	30.4	27.4	22.8	35.1	31.3	27.9	23.1		35.9	32	28.3	34.8	31.9	28.1	23	125	
130	25.1	24	23.2	20.7	32.5	29.4	26.6	22.3	34	30.4	27.2	22.6		34.7	31	27.5	33.5	31.1	27.5	22.6	130	
135	24	23.3	22.4	20.4	31.1	28.4	25.8	21.9	32.8	29.6	26.5	22.2		33.5	30	26.8	32.3	30.2	26.9	22.2	135	
140	23	22.5	21.9	20.1	29.9	27.5	25.2	21.5	31.7	28.7	25.9	21.8		32.5	29.2	26.2	31	29.4	26.3	21.9	140	
145	22.3	21.7	21.4	20	29	26.8	24.6	21.1	30.6	27.8	25.2	21.4		31.6	28.5	25.7	29.8	28.6	25.6	21.5	145	
150	21.5	21.3	21	11	28.1	26.1	24	20.8	29.5	27	24.6	21.1		30.6	27.8	25.1	28.7	27.7	25.1	21.2	150	
155	21	20.9	21		27.2	25.3	23.4	20.5	28.5	26.3	24.1	20.8		29.7	27.1	24.6	27.7	26.9	24.7	20.9	155	
160					26.3	24.6	22.9	20.2	27.7	25.7	23.6	20.5		28.8	26.4	24	26.7	26.1	24.2	20.6	160	
165					25.4	23.9	22.5	20	26.9	25	23.2	20.2		27.9	25.7	23.6	25.7	25.3	23.8	20.4	165	
170					24.6	23.4	22.1	19.8	26.2	24.4	22.7	20		27	25.1	23.2	24.7	24.5	23.3	20.2	170	
175					23.9	22.9	21.7		25.4	23.8	22.3	19.8		26.3	24.6	22.8	20	23.8	23.6	22.8	20	175
180					23.3	22.3	21.3		24.7	23.2	22	19.7		25.6	24.1	22.4	19.8	22.8	22.2	19.8	180	
185					22.7	21.8	21.1		23.9	22.8	21.6			24.9	23.6	22	19.6	21.9	22	21.5	19.7	185
190					22.1	21.4	20.8		23.4	22.4	21.3			24.1	23.1	21.7	19.5	21.1	21.2	20.8	19.5	190
195					21.6	21.1			22.9	22	21			23.4	22.5	21.4	19.5	20.3	20.4	20.1	19.4	195
200					21.1	20.8			22.4	21.6	20.8			22.7	22	21.2		19.5	19.6	19.4	19.1	200
205					20.7				21.8	21.2	20.7			21.9	21.4	20.9		18.7	18.8	18.7	18.8	205
210									21.4	21	20.6			21.1	20.8	20.6		17.9	18	18		210
215									21	20.7				20.2	20.3	20.1		17.1	17.4	17.4		215
220									20.7					19.4	19.7	19.6		16.5	16.8	16.7		220
225									20.4					18.5	18.9	19.1		15.9	16.1	16.1		225
230														17.8	18.1			15.3	15.5	15.5		230
235														17.1	17.3			14.7	14.9	14.9		235
240														16.4				14.1	14.3	14.4		240
245																		13.5	13.8			245
250																		12.9	13.3			250
255																		12.4				255
260																		11.9				260

D

\*adapter - pièce d'adaptateur

t\_198\_003\_00701\_00\_000

# Lifting capacities Forces de levage

# TNZF 112 ft



D

ft	54 ft + 9 ft*				107 ft + 9 ft*				125 ft + 9 ft*				143 ft + 9 ft*				161 ft + 9 ft*				ft			
	112 ft				112 ft				112 ft				112 ft				112 ft							
	0°	10°	20°	38°	0°	10°	20°	38°	0°	10°	20°	38°	0°	10°	20°	38°	0°	10°	20°	38°				
22	96.3																				22			
24	92.6																					24		
26	89																					26		
28	85.4				79.7																	28		
30	81.8				77.7																	30		
32	78.4				75.8				71.7													32		
34	76.1				73.8				70.2					64.8								34		
36	73.8				71.9				68.7					63.7								36		
38	71.5				69.9				67.2					62.6						57.3		38		
40	69.1				68.1				65.6					61.4						56.5		40		
45	63.3	55.6			64.3				62					58.6						54.5		45		
50	58.3	51.7			60.8	50.5			59.1					55.9						52.4		50		
55	54.6	48.4			57.2	48.1			56.3	47				53.5						50.2		55		
60	50.9	45.2	39.2		54	45.9			53.4	45				51.3	43.4					48.5		60		
65	47.2	42	37		51.5	44			50.6	43.2				49.2	41.8					46.9	39.7	65		
70	44	39.6	35		49.1	42	35.9		48.6	41.6				47	40.3					45.3	38.5	70		
75	41.4	37.4	33.2		46.8	40.2	34.3		46.6	40	34.2			45.1	39	33.5				43.6	37.2	75		
80	39.1	35.2	31.4		44.4	38.6	33		44.6	38.4	32.9			43.5	37.6	32.5				42	36.1	31.4	80	
85	36.8	33.2	29.8		42.4	37	31.6		42.7	37	31.7			42	36.3	31.4				40.7	35.1	30.5	85	
90	34.4	31.5	28.5	24	40.7	35.4	30.4		40.9	35.7	30.6			40.4	35.1	30.4				39.5	34	29.6	90	
95	32.1	30	27.1	23	39	33.9	29.4	23.4	39.2	34.4	29.5			38.8	34.1	29.4				38.2	33	28.8	95	
100	30.3	28.6	25.9	22.1	37.4	32.7	28.3	22.7	37.9	33.1	28.6	22.7		37.3	33	28.4				37	32.1	28	100	
105	28.9	27.2	24.8	21.3	35.7	31.5	27.3	22	36.5	32	27.6	22		36.1	31.9	27.6	21.9			35.8	31.2	27.1	105	
110	27.5	25.8	23.8	20.5	34.1	30.3	26.4	21.4	35.2	30.9	26.7	21.4		35	30.9	26.8	21.3			34.7	30.3	26.4	21	110
115	26.1	24.6	22.9	19.8	32.5	29	25.6	20.8	33.9	29.9	25.9	20.9		33.9	30	26	20.8			33.6	29.5	25.7	20.5	115
120	24.7	23.6	21.9	19.1	31.3	27.9	24.7	20.3	32.5	28.8	25.2	20.4		32.8	29.1	25.2	20.3			32.6	28.7	25	20.1	120
125	23.4	22.6	21	18.5	30.1	26.9	23.9	19.8	31.2	27.8	24.5	19.9		31.7	28.2	24.6	19.9			31.7	27.9	24.4	19.7	125
130	22.5	21.7	20.4	18	29	26	23.2	19.3	30.1	26.8	23.7	19.5		30.7	27.3	24	19.5			30.7	27.2	23.7	19.3	130
135	21.6	20.7	19.7	17.5	27.8	25.2	22.6	18.8	29.1	25.9	23	19		29.6	26.4	23.3	19.1			29.8	26.4	23.2	18.9	135
140	20.6	20	19	17	26.7	24.3	21.9	18.4	28.1	25.2	22.4	18.6		28.5	25.6	22.7	18.7			28.8	25.7	22.7	18.6	140
145	19.7	19.3	18.4	16.7	25.6	23.5	21.3	18	27.1	24.4	21.9	18.3		27.7	24.8	22.1	18.3			27.8	25	22.2	18.3	145
150	18.9	18.7	17.9	16.5	24.7	22.7	20.7	17.7	26.2	23.7	21.3	17.9		26.9	24.2	21.6	18			26.9	24.3	21.6	18	150
155	18.3	18	17.5	16.3	23.9	22.1	20.2	17.3	25.2	23	20.7	17.6		26.1	23.6	21.1	17.7	26		26	23.6	21.1	17.7	155
160	17.6	17.6	17.1	13.8	23.1	21.4	19.7	17	24.3	22.3	20.2	17.3		25.3	22.9	20.6	17.4	25.1		25.1	23	20.7	17.4	160
165	17.1	17.2	17.1		22.3	20.8	19.2	16.8	23.5	21.7	19.8	17		24.5	22.3	20.2	17.2	24.2		24.2	22.4	20.3	17.2	165
170					21.6	20.2	18.7	16.5	22.9	21.2	19.4	16.7		23.7	21.7	19.7	16.9	23.3		23.3	21.9	19.9	16.9	170
175					20.8	19.6	18.4	16.3	22.2	20.6	19	16.5		22.9	21.1	19.3	16.7	22.5		22.5	21.4	19.5	16.7	175
180					20.2	19.2	18	16.2	21.5	20.1	18.6	16.3		22.3	20.7	19	16.5	21.6		21.6	20.8	19.1	16.5	180
185					19.6	18.7	17.7		20.9	19.6	18.2	16.2		21.7	20.2	18.6	16.3	20.7		20.7	20.3	18.7	16.3	185
190					19.1	18.3	17.4		20.2	19.1	17.9	16		21.2	19.8	18.3	16.2	19.8		19.8	19.7	18.3	16.2	190
195					18.6	17.9	17.2		19.6	18.7	17.6	15.9		20.6	19.4	18	16	19.1		19.1	19	17.9	16	195
200					18	17.5	17		19.2	18.3	17.3			20.1	18.9	17.7	15.9	18.4		18.4	18.3	17.5	15.9	200
205					17.6	17.2	16.8		18.7	18	17.1			19.6	18.5	17.4	15.9	17.7		17.7	17.6	17	15.8	205
210					17.2	16.9			18.3	17.6	16.9			19	18.2	17.2		17		17	16.9	16.6	15.7	210
215					16.9				17.8	17.3	16.8			18.4	17.9	17		16.3		16.3	16.2	16.1	15.6	215
220									17.4	17.1	16.7			17.8	17.6	16.8		15.6		15.6	15.5	15.5		220
225									17.1	16.8				17.2	17.3	16.7		14.9		14.9	14.9			225
230									16.8	16.7				16.6	16.9	16.6		14.3		14.3	14.3			230
235									16.6					15.9	16.4	16.4		13.7		13.7	13.7			235
240														15.4	15.7			13.2		13.2	13.2			240
245														14.7	15.1			12.7		12.7	12.7			245
250														14.2				12.1		12.1	12.2			250
255																		11.6		11.6				255
260																		11.1		11.2				260
265																		10.6						265
270																		10.1						270

\*adapteur - pièce d'adaptateur

t\_198\_003\_00801\_00\_000

# Lifting capacities Forces de levage

# TNZF 123 ft



ft	54 ft + 9 ft*				107 ft + 9 ft*				125 ft + 9 ft*				143 ft + 9 ft*				161 ft + 9 ft*				ft	
	123 ft				123 ft				123 ft				123 ft				123 ft					
	0°	10°	20°	38°	0°	10°	20°	38°	0°	10°	20°	38°	0°	10°	20°	38°	0°	10°	20°	38°		
22	86.4																				22	
24	83.9																					24
26	81																					26
28	78.1																					28
30	75.1				69.1																	30
32	72.2				67.5				63.3													32
34	69.4				65.8				62.3													34
36	67.3				64.2				61					57.4								36
38	65.4				62.6				59.8					56.4								38
40	63.4				61				58.5					55.4				50.2				40
45	58.6	50.5			57.4				55.3					52.9				48.4				45
50	53.9	47.4			54.5				52.6					50.5				46.6				50
55	50.2	44.3			51.5	43.3			50.2					48.3				44.8				55
60	47.1	41.6			48.6	41.2			47.8	40.3				46.5	38.6			43.2				60
65	44.1	39.1	34.1		46.1	39.4			45.5	38.6				44.6	37.3			41.7	35.2			65
70	41	36.5	32.2		44.1	37.8			43.3	37.1				42.7	35.9			40.3	34.2			70
75	38.4	34.4	30.4		42.1	36.2	31		41.6	35.7				40.9	34.7			38.8	33.1			75
80	36.3	32.6	28.9		40.1	34.6	29.8		39.9	34.3	30.4			39.4	33.5			37.4	32			80
85	34.3	30.7	27.4		38.2	33.3	28.6		38.2	33	29.3			38	32.4	28.8		36.1	31.1			85
90	32.3	28.9	25.9		36.5	32	27.4		36.6	31.9	28.3			36.7	31.2	28		35	30.1	27		90
95	30.4	27.4	24.8		35	30.6	26.3		35	30.8	27.3			35.3	30.2	27.1		33.9	29.2	26.3		95
100	28.4	26.2	23.7	20.1	33.6	29.4	25.4		33.7	29.7	26.3			34	29.3	26.2		32.9	28.3	25.6		100
105	26.6	25	22.5	19.3	32.3	28.3	24.5	19.6	32.6	28.6	25.4			32.7	28.4	25.3		31.8	27.5	24.8		105
110	25.4	23.7	21.5	18.5	30.9	27.2	23.6	19	31.4	27.6	24.6	19		31.7	27.5	24.5		30.8	26.8	24.1		110
115	24.2	22.5	20.7	17.8	29.5	26.2	22.8	18.4	30.3	26.7	23.8	18.5		30.7	26.6	23.8	18.3	29.8	26.1	23.4		115
120	23	21.3	19.9	17.1	28.1	25.2	22.1	17.9	29.2	25.8	23	18		29.8	25.9	23.1	17.8	28.9	25.4	22.8	17.6	120
125	21.9	20.5	19.1	16.5	27	24.1	21.3	17.4	28.1	24.9	22.4	17.5		28.9	25.1	22.4	17.4	28.1	24.7	22.2	17.2	125
130	20.7	19.7	18.3	15.9	26	23.2	20.6	17	27	24	21.7	17.1		27.9	24.3	21.8	17	27.4	24	21.6	16.8	130
135	19.7	18.9	17.5	15.4	25.1	22.5	19.9	16.5	26	23.1	21.1	16.7		27	23.6	21.2	16.6	26.7	23.4	21	16.5	135
140	18.9	18.1	16.9	15	24.1	21.7	19.3	16.1	25.1	22.3	20.4	16.3		26.1	22.8	20.7	16.3	25.9	22.7	20.5	16.2	140
145	18.1	17.3	16.4	14.6	23.1	21	18.8	15.7	24.2	21.6	19.8	15.9		25.1	22.1	20.1	15.9	25.2	22.1	20.1	15.8	145
150	17.3	16.6	15.8	14.2	22.1	20.2	18.2	15.4	23.4	21	19.3	15.5		24.4	21.4	19.5	15.6	24.4	21.5	19.6	15.5	150
155	16.6	16.1	15.3	13.9	21.2	19.5	17.7	15	22.6	20.4	18.8	15.2		23.7	20.7	19	15.3	23.7	20.9	19.1	15.2	155
160	15.9	15.5	14.9	13.6	20.5	18.9	17.2	14.7	21.7	19.7	18.3	14.9		23	20.2	18.6	15	23	20.3	18.6	14.9	160
165	15.3	14.9	14.5	13.4	19.9	18.4	16.8	14.4	20.9	19.1	17.8	14.6		22.2	19.7	18.1	14.7	22.2	19.7	18.2	14.7	165
170	14.8	14.5	14.2	13.4	19.2	17.8	16.4	14.1	20.2	18.5	17.4	14.4		21.5	19.1	17.7	14.5	21.5	19.3	17.8	14.5	170
175	14.2	14.2	14		18.6	17.3	15.9	13.9	19.6	18	17	14.1		20.8	18.6	17.3	14.3	20.8	18.8	17.4	14.2	175
180	14	14			17.9	16.8	15.5	13.7	19	17.6	16.6	13.9		20.1	18	16.9	14	20.1	18.3	17.1	14	180
185					17.3	16.3	15.2	13.5	18.4	17.1	16.2	13.7		19.4	17.6	16.6	13.8	19.4	17.9	16.7	13.9	185
190					16.7	15.9	14.9	13.3	17.9	16.7	15.8	13.5		19	17.2	16.2	13.6	18.7	17.5	16.4	13.7	190
195					16.3	15.5	14.6		17.3	16.2	15.5	13.4		18.5	16.8	15.9	13.5	17.9	17	16	13.5	195
200					15.8	15.1	14.3		16.8	15.8	15.2	13.3		18	16.4	15.6	13.3	17.3	16.5	15.8	13.3	200
205					15.3	14.8	14.1		16.3	15.5	15	13.1		17.5	16	15.3	13.2	16.6	16	15.5	13.2	205
210					14.9	14.5	13.9		15.9	15.1	14.7			17	15.6	15	13.1	16	15.5	15.3	13.1	210
215					14.5	14.2	13.8		15.5	14.8	14.5			16.6	15.3	14.8	13.1	15.4	15	15	13	215
220					14.2	14			15.1	14.5	14.3			16.1	15	14.6		14.8	14.4	14.7	12.9	220
225					13.9	13.8			14.7	14.3	14.1			15.7	14.7	14.4		14.2	13.9	14.3	12.9	225
230					13.7				14.3	14	14			15.3	14.5	14.2		13.5	13.4	13.8		230
235									14.1	13.8				15	14.2	14.1		12.9	12.9	13.3		235
240									13.8	13.7				14.6	14	14		12.4	12.4	12.7		240
245									13.6					14.2	13.7	13.9		11.9	11.9	12.2		245
250														13.8	13.5			11.4	11.4	11.7		250
255														13.3	13.3			10.9	10.9	11.2		255
260														12.7				10.4	10.5	10.7		260
265														12.2				10	10			265
270																		9.5	9.6			270
275																		9.2	9.2			275
280																		8.8				280

D

\*adapter - pièce d'adaptateur

t\_198\_003\_00901\_00\_000

# Lifting capacities Forces de levage

# TNZF 135 ft



D

ft	54 ft + 9 ft*				107 ft + 9 ft*				125 ft + 9 ft*				143 ft + 9 ft*				161 ft + 9 ft*				ft	
	135 ft				135 ft				135 ft				135 ft				135 ft					
	0°	10°	20°	38°	0°	10°	20°	38°	0°	10°	20°	38°	0°	10°	20°	38°	0°	10°	20°	38°		
24	75.8																				24	
26	73.4																				26	
28	70.9																				28	
30	68.5				62.3																30	
32	66				61																32	
34	63.6				59.7				56.6												34	
36	61.2				58.3				55.6												36	
38	59.5				57				54.4						50.4						38	
40	57.8				55.7				53.3						49.5						40	
45	53.8				52.4				50.5						47.4				43.1		45	
50	49.7	43.4			49.9				48						45.2				41.5		50	
55	45.8	40.7			47.3				45.8						43.2				39.9		55	
60	43.2	38.2			44.7	37.2			43.7	36.1					41.5				38.3		60	
65	40.6	36			42.3	35.4			41.6	34.6					39.8	33.2			37		65	
70	38.1	33.9	30.5		40.3	33.9			39.6	33.2					38.2	32			35.8	31.1	70	
75	35.6	31.8	28.8		38.6	32.5			37.9	31.9					36.6	30.8			34.6	30.1	75	
80	33.4	29.9	27.2		36.8	31.1	27.7		36.4	30.7					35	29.8			33.3	29.2	80	
85	31.6	28.4	25.8		35	29.8	26.5		34.9	29.5	26.2				33.8	28.8			32.1	28.3	85	
90	29.9	26.8	24.5		33.4	28.7	25.5		33.5	28.4	25.3				32.6	27.8	24.7		31	27.5	90	
95	28.2	25.2	23.2		31.9	27.6	24.5		32	27.4	24.5				31.5	26.8	24		30.1	26.6	95	
100	26.5	23.8	22.1		30.7	26.5	23.5		30.6	26.5	23.6				30.3	25.9	23.3		29.2	25.8	100	
105	24.8	22.7	21.1	17.4	29.5	25.4	22.6		29.5	25.6	22.7				29.1	25.1	22.5		28.2	25	105	
110	23.1	21.7	20.1	16.6	28.4	24.5	21.8		28.6	24.6	21.9				28.1	24.3	21.8		27.3	24.3	110	
115	22	20.6	19.1	15.9	27.2	23.6	20.9	16.2	27.6	23.7	21.2				27.2	23.6	21.1		26.4	23.7	115	
120	21	19.6	18.2	15.3	26	22.6	20.2	15.7	26.6	23	20.4	15.7			26.4	22.8	20.4	15.5	25.6	23.1	120	
125	20	18.6	17.5	14.7	24.8	21.7	19.5	15.2	25.6	22.2	19.7	15.2			25.6	22.1	19.8	15.1	24.8	22.4	125	
130	18.9	17.6	16.8	14.1	23.9	20.8	18.9	14.8	24.7	21.4	19.1	14.8			24.8	21.4	19.2	14.7	24.1	21.8	130	
135	17.9	16.9	16.1	13.6	22.9	20	18.2	14.3	23.7	20.7	18.5	14.4			24	20.8	18.6	14.4	23.5	21.2	135	
140	16.9	16.2	15.4	13.1	22.1	19.2	17.5	14	22.8	19.9	18	14			23.2	20.1	18.1	14	22.8	20.6	140	
145	16.2	15.5	14.8	12.6	21.2	18.6	17	13.6	22	19.1	17.4	13.7			22.4	19.5	17.6	13.6	22.2	20.1	145	
150	15.5	14.8	14.3	12.3	20.3	18	16.5	13.2	21.3	18.5	16.8	13.3			21.6	18.8	17.1	13.3	21.5	19.5	150	
155	14.8	14.1	13.7	11.9	19.5	17.3	16	12.9	20.5	17.9	16.3	13			20.9	18.2	16.6	13	20.9	19	155	
160	14.2	13.6	13.2	11.5	18.6	16.7	15.5	12.5	19.8	17.4	15.9	12.7			20.2	17.6	16.1	12.7	20.2	18.4	160	
165	13.5	13.1	12.7	11.2	17.9	16.1	15	12.2	19.1	16.8	15.5	12.4			19.6	17.1	15.7	12.5	19.6	17.9	165	
170	12.9	12.6	12.3	11	17.3	15.6	14.5	11.9	18.3	16.2	15	12.1			19	16.6	15.3	12.2	19	17.4	170	
175	12.4	12.2	12	10.8	16.7	15.1	14.2	11.7	17.6	15.7	14.6	11.9			18.4	16.2	14.9	12	18.4	16.9	175	
180	12	11.8	11.7	10.7	16.2	14.6	13.8	11.4	17	15.2	14.2	11.6			17.8	15.7	14.6	11.7	17.9	16.5	180	
185	11.5	11.5	11.5	10.7	15.6	14.2	13.4	11.2	16.5	14.8	13.9	11.4			17.2	15.2	14.2	11.5	17.3	16.1	185	
190	11.2	11.2	11.5		15	13.7	13	11	16	14.4	13.6	11.2			16.6	14.8	13.8	11.3	16.8	15.7	190	
195					14.4	13.3	12.7	10.9	15.5	14	13.2	11			16.1	14.4	13.5	11.2	16.2	15.3	195	
200					14	12.9	12.4	10.7	15	13.6	12.9	10.9			15.6	14	13.3	11	15.6	14.8	200	
205					13.5	12.6	12.2	10.6	14.5	13.2	12.6	10.7			15.2	13.7	13	10.8	15.1	14.4	205	
210					13.1	12.3	11.9		14	12.9	12.4	10.6			14.8	13.4	12.7	10.7	14.5	14	210	
215					12.7	11.9	11.7		13.6	12.6	12.2	10.5			14.4	13	12.4	10.6	14	13.6	215	
220					12.3	11.7	11.5		13.2	12.3	11.9			13.9	12.7	12.2	10.5	13.4	13.2	12.4	220	
225					12	11.4	11.3		12.8	12	11.7			13.5	12.4	12	10.4	12.9	12.8	12.2	225	
230					11.7	11.2			12.5	11.7	11.5			13.1	12.1	11.8		12.4	12.4	12	230	
235					11.4	11.1			12.2	11.4	11.4			12.8	11.9	11.6		11.8	12	11.7	235	
240					11.1				11.8	11.3	11.2			12.5	11.7	11.4		11.3	11.5	11.3	240	
245									11.6	11.1				12.2	11.5	11.3		10.7	11.1	10.9	245	
250									11.3	11				11.9	11.2	11.2		10.3	10.7	10.5	250	
255									11.1					11.6	11.1	11.1		9.9	10.2	10.1	255	
260														11.3	10.9			9.5	9.7	9.7	260	
265														11	10.8			9.1	9.3	9.4	265	
270														10.6	10.7			8.7	8.9	9	270	
275														10.2				8.3	8.5		275	
280																		7.9	8.1		280	
285																		7.5	7.8		285	
290																		7.1				290

\*adapter - pièce d'adaptateur

t\_198\_003\_01001\_00\_000

# Lifting capacities Forces de levage

# TNZF 146 ft



ft	54 ft + 9 ft*				107 ft + 9 ft*				125 ft + 9 ft*				143 ft + 9 ft*				161 ft + 9 ft*				ft
	146 ft				146 ft				146 ft				146 ft				146 ft				
	0°	10°	20°	38°	0°	10°	20°	38°	0°	10°	20°	38°	0°	10°	20°	38°	0°	10°	20°	38°	
26	66.7																				26
28	64.7																				28
30	62.6																				30
32	60.5				55.3																32
34	58.5				54.2																34
36	56.4				53				50.1												36
38	54.4				51.8				49.1												38
40	52.9				50.6				48.1				44.5								40
45	49.3				47.6				45.7				42.7				38.7				45
50	45.9				45.1				43.3				40.8			37.3					50
55	42.5	37.6			42.9				41.3				39			35.9					55
60	39.5	35.3			40.7	33.7			39.5				37.4			34.5					60
65	37.4	33.2			38.5	32.3			37.7	31.3			35.9			33.2					65
70	35.2	31.4			36.5	30.8			35.9	30.2			34.5	29.7		32.1					70
75	33.1	29.6			35	29.5			34.2	29.3			33.1	28.7		31	27.1				75
80	31	27.9	25.4		33.4	28.3			32.8	28.3			31.7	27.6		29.9	26.2				80
85	29.1	26.3	24		31.9	27.1	24.1		31.6	27.3			30.4	26.6		28.8	25.4				85
90	27.6	25	22.7		30.4	25.9	23.2		30.3	26.3	22.8		29.4	25.8		27.8	24.6				90
95	26.1	23.6	21.6		29	25	22.3		29	25.3	22.1		28.4	24.9	21.5	26.9	23.9				95
100	24.7	22.2	20.4		27.8	24	21.4		27.8	24.4	21.3		27.3	24	20.8	26	23.1	20			100
105	23.2	21	19.4		26.7	23.1	20.6		26.6	23.6	20.6		26.3	23.2	20.2	25.2	22.4	19.5			105
110	21.8	19.9	18.5		25.7	22.2	19.7		25.6	22.8	19.8		25.3	22.5	19.6	24.4	21.7	18.9			110
115	20.4	19	17.7	14.6	24.7	21.3	19		24.8	22	19.1		24.4	21.8	19	23.6	21.1	18.4			115
120	19.2	18.1	16.8	13.9	23.7	20.5	18.3		23.9	21.2	18.4		23.6	21.1	18.3	22.8	20.5	17.9			120
125	18.3	17.2	16	13.3	22.7	19.7	17.6	13.6	23.1	20.5	17.8	13.5	22.9	20.4	17.8	22.1	20	17.4			125
130	17.5	16.3	15.3	12.8	21.7	18.9	16.9	13.1	22.2	19.8	17.1	13.1	22.2	19.8	17.2	13	21.3	19.4	16.9		130
135	16.6	15.4	14.7	12.2	20.8	18.1	16.4	12.7	21.4	19.1	16.6	12.7	21.5	19.2	16.6	12.6	20.8	18.9	16.4	12.4	135
140	15.7	14.7	14	11.8	20	17.4	15.8	12.3	20.5	18.5	16	12.4	20.8	18.6	16.1	12.3	20.2	18.3	16	12.1	140
145	14.8	14.1	13.4	11.3	19.2	16.7	15.2	11.9	19.8	17.8	15.6	12	20.1	18.1	15.6	11.9	19.6	17.8	15.5	11.8	145
150	14	13.5	12.8	10.8	18.5	16.1	14.6	11.6	19	17.1	15	11.7	19.3	17.5	15.2	11.6	19.1	17.3	15	11.5	150
155	13.4	12.9	12.2	10.5	17.7	15.5	14.2	11.3	18.4	16.5	14.5	11.3	18.6	16.9	14.7	11.3	18.5	16.9	14.6	11.2	155
160	12.8	12.2	11.8	10.1	17	15	13.7	10.9	17.8	15.9	14.1	11	18	16.3	14.3	11	17.9	16.4	14.2	10.9	160
165	12.3	11.7	11.4	9.8	16.2	14.4	13.3	10.6	17.1	15.4	13.6	10.7	17.4	15.8	13.9	10.8	17.4	15.9	13.9	10.7	165
170	11.7	11.2	10.9	9.4	15.5	13.9	12.8	10.3	16.5	15	13.3	10.5	16.9	15.3	13.5	10.5	16.8	15.4	13.5	10.4	170
175	11.1	10.8	10.5	9.2	15	13.3	12.4	10.1	15.9	14.5	12.9	10.2	16.4	14.9	13.1	10.3	16.3	15	13.1	10.2	175
180	10.6	10.4	10.1	9	14.4	12.9	12.1	9.8	15.2	14	12.5	10	15.9	14.5	12.7	10	15.9	14.5	12.8	10	180
185	10.2	10	9.8	8.8	13.9	12.5	11.7	9.6	14.7	13.5	12.1	9.7	15.3	14	12.4	9.8	15.4	14.1	12.4	9.8	185
190	9.8	9.6	9.6	8.8	13.4	12.1	11.4	9.4	14.2	13.1	11.8	9.5	14.8	13.6	12.1	9.6	15	13.8	12.1	9.6	190
195	9.4	9.4	9.3	8.8	12.9	11.7	11.1	9.2	13.7	12.7	11.5	9.3	14.3	13.2	11.8	9.4	14.6	13.4	11.9	9.4	195
200	9.2	9.1	9.3		12.4	11.3	10.7	9	13.3	12.3	11.2	9.2	13.8	12.8	11.5	9.3	14.1	13.1	11.6	9.3	200
205					11.9	10.9	10.5	8.9	12.9	12	10.9	9	13.4	12.4	11.2	9.1	13.7	12.7	11.3	9.1	205
210					11.5	10.6	10.2	8.8	12.4	11.6	10.6	8.9	13	12.1	10.9	8.9	13.3	12.3	11	9	210
215					11.2	10.3	10	8.6	12	11.3	10.3	8.8	12.6	11.8	10.7	8.8	12.8	12	10.7	8.8	215
220					10.8	10	9.7		11.5	10.9	10.1	8.6	12.2	11.5	10.4	8.7	12.4	11.7	10.5	8.7	220
225					10.5	9.7	9.5		11.2	10.7	9.9	8.6	11.9	11.2	10.2	8.6	11.9	11.4	10.3	8.6	225
230					10.1	9.5	9.4		10.9	10.4	9.7		11.5	10.9	10	8.5	11.5	11.1	10.2	8.6	230
235					9.8	9.3	9.2		10.6	10.1	9.5		11.1	10.6	9.8	8.5	11	10.8	10	8.5	235
240					9.5	9.1			10.2	9.9	9.3		10.7	10.3	9.6	8.4	10.6	10.6	9.7	8.4	240
245					9.3	9			9.9	9.6	9.2		10.5	10.1	9.5		10.1	10.3	9.5	8.4	245
250					9				9.6	9.4	9.1		10.2	9.9	9.3		9.7	10	9.3	8.4	250
255									9.4	9.3	9		9.9	9.7	9.1		9.2	9.6	9.1		255
260									9.2	9.1			9.7	9.5	9.1		8.8	9.3	8.9		260
265									9				9.4	9.3	9		8.5	8.9	8.7		265
270									8.9				9.2	9.2	9		8.1	8.5	8.5		270
275													9	9.1			7.8	8.1	8.2		275
280													8.9	9			7.4	7.8	7.8		280
285													8.8				7	7.4	7.5		285
290																	6.7	7.1			290
295																	6.4	6.7			295
300																	6				300
305																	5.7				305

\*adapter - pièce d'adaptateur

t\_198\_003\_01101\_00\_000

D

# Lifting capacities Forces de levage

# TNZF 157 ft



D

ft	54 ft + 9 ft*				107 ft + 9 ft*				125 ft + 9 ft*				143 ft + 9 ft*				161 ft + 9 ft*				ft	
	157 ft				157 ft				157 ft				157 ft				157 ft					
	0°	10°	20°	38°	0°	10°	20°	38°	0°	10°	20°	38°	0°	10°	20°	38°	0°	10°	20°	38°		
28	59.5																				28	
30	57.8																				30	
32	56																				32	
34	54.3				48.7																34	
36	52.5				47.8																36	
38	50.7				46.7				44.1												38	
40	49				45.7				43.2					39.8							40	
45	45.7				43.1				41.2					38.2				34.5			45	
50	42.8				40.6				39.1					36.6				33.3			50	
55	39.8				38.7				37.2					34.9				32.1			55	
60	36.9	32.5			36.8				35.6					33.4				30.8			60	
65	34.6	30.5			34.9	30			34					32.1				29.6			65	
70	32.7	28.7			33.1	28.7			32.4	27.9				30.9				28.6			70	
75	30.9	27.2			31.5	27.4			30.9	26.8				29.7	25.7			27.6			75	
80	29	25.8			30.2	26.3			29.5	25.7				28.4	24.7			26.7	23.3		80	
85	27.2	24.3	22.2		28.8	25.2			28.3	24.7				27.2	23.8			25.7	22.5		85	
90	25.6	23	20.9		27.5	24.1	20.7		27.2	23.8				26.2	23			24.7	21.7		90	
95	24.3	21.8	19.7		26.2	23.1	20		26.1	22.9	19.6			25.3	22.2			23.8	21.1		95	
100	23.1	20.6	18.8		25	22.2	19.2		25	22	18.9			24.4	21.4	18.4		23.1	20.4		100	
105	21.8	19.4	17.8		23.9	21.4	18.5		23.9	21.2	18.3			23.5	20.6	17.8		22.3	19.8	17.1	105	
110	20.6	18.3	16.8		23	20.5	17.7		22.8	20.4	17.7			22.6	19.9	17.2		21.6	19.2	16.6	110	
115	19.4	17.2	16		22.1	19.7	17		22	19.7	17			21.6	19.3	16.7		20.9	18.6	16.1	115	
120	18.1	16.4	15.2		21.3	18.9	16.4		21.3	19	16.4			20.9	18.7	16.2		20.2	18	15.6	120	
125	17	15.6	14.5	11.9	20.4	18.2	15.7		20.5	18.3	15.8			20.2	18.1	15.7		19.5	17.5	15.2	125	
130	16.2	14.9	13.7	11.3	19.5	17.6	15.1	11.5	19.8	17.7	15.3			19.5	17.5	15.2		18.8	17	14.8	130	
135	15.4	14.1	13	10.8	18.7	16.9	14.5	11	19.1	17.1	14.7	11		18.9	16.9	14.7		18.2	16.5	14.3	135	
140	14.6	13.3	12.5	10.4	17.9	16.2	14	10.6	18.3	16.5	14.1	10.6		18.3	16.4	14.2	10.5	17.7	16	13.9	140	
145	13.9	12.5	11.9	9.9	17.1	15.5	13.4	10.3	17.6	15.9	13.7	10.3		17.7	15.9	13.7	10.2	17.2	15.5	13.5	10	145
150	13.1	12	11.4	9.5	16.5	14.9	12.9	9.9	16.9	15.3	13.2	9.9		17	15.4	13.2	9.9	16.7	15.1	13.1	9.7	150
155	12.3	11.4	10.9	9.1	15.8	14.3	12.4	9.6	16.2	14.7	12.8	9.6		16.4	14.9	12.8	9.6	16.2	14.6	12.7	9.4	155
160	11.7	10.9	10.3	8.7	15.2	13.7	12	9.3	15.7	14.2	12.3	9.4		15.8	14.4	12.4	9.3	15.7	14.2	12.3	9.2	160
165	11.1	10.4	9.9	8.4	14.5	13.2	11.5	9	15.1	13.7	11.9	9.1		15.2	13.9	12	9	15.2	13.8	11.9	8.9	165
170	10.6	9.8	9.5	8.1	13.9	12.7	11.2	8.8	14.6	13.2	11.5	8.8		14.7	13.4	11.7	8.8	14.7	13.4	11.6	8.7	170
175	10.1	9.3	9.2	7.9	13.2	12.2	10.8	8.5	14	12.8	11.1	8.6		14.3	13	11.3	8.6	14.2	13	11.3	8.5	175
180	9.6	9	8.8	7.6	12.7	11.7	10.4	8.3	13.5	12.3	10.7	8.4		13.8	12.6	10.9	8.4	13.7	12.6	10.9	8.4	180
185	9.1	8.7	8.5	7.4	12.2	11.3	10	8.1	12.9	11.9	10.4	8.2		13.4	12.2	10.6	8.2	13.3	12.2	10.6	8.2	185
190	8.7	8.4	8.1	7.2	11.8	10.9	9.7	7.9	12.4	11.4	10.1	8		12.9	11.8	10.3	8	12.9	11.8	10.3	8	190
195	8.4	8	7.9	7.1	11.3	10.5	9.4	7.7	11.9	11	9.7	7.8		12.5	11.4	10	7.9	12.6	11.5	10	7.9	195
200	8	7.7	7.7	7	10.9	10.1	9.1	7.5	11.5	10.6	9.5	7.7		12	11	9.7	7.7	12.2	11.2	9.8	7.7	200
205	7.7	7.6	7.5	7	10.4	9.7	8.9	7.4	11.1	10.3	9.2	7.5		11.6	10.7	9.4	7.6	11.8	10.9	9.5	7.6	205
210	7.5	7.4	7.5		9.9	9.4	8.6	7.2	10.7	10	9	7.4		11.2	10.3	9.1	7.4	11.4	10.6	9.3	7.4	210
215	7.3	7.3			9.5	9	8.4	7.1	10.4	9.7	8.7	7.2		10.8	10	8.9	7.3	11.1	10.2	9.1	7.3	215
220					9.2	8.8	8.2	7	10	9.4	8.5	7.1		10.5	9.7	8.7	7.2	10.7	9.9	8.8	7.2	220
225					8.9	8.6	8	6.9	9.6	9	8.3	7		10.2	9.5	8.5	7.1	10.3	9.6	8.6	7.1	225
230					8.6	8.3	7.8		9.2	8.8	8.1	6.9		9.8	9.2	8.3	7	9.9	9.4	8.4	7	230
235					8.4	8.1	7.7		8.9	8.5	8	6.8		9.5	9	8.1	6.9	9.5	9.2	8.3	6.9	235
240					8.1	7.9	7.5		8.7	8.3	7.8	6.8		9.2	8.7	8	6.8	9.2	9	8.1	6.8	240
245					7.8	7.7	7.4		8.4	8.1	7.6			8.9	8.4	7.8	6.8	8.8	8.7	8	6.8	245
250					7.6	7.6	7.3		8.2	7.9	7.5			8.6	8.3	7.7	6.7	8.4	8.5	7.8	6.7	250
255					7.4	7.4			8	7.7	7.4			8.4	8.1	7.6		8	8.3	7.7	6.7	255
260					7.3				7.7	7.6	7.3			8.2	7.9	7.5		7.7	8.1	7.5	6.6	260
265									7.5	7.5	7.2			8	7.8	7.3		7.3	7.8	7.3		265
270									7.4	7.3				7.8	7.6	7.3		6.9	7.5	7.2		270
275									7.2	7.2				7.6	7.5	7.2		6.6	7.1	7		275
280									7.1					7.4	7.4	7.2		6.3	6.7	6.8		280
285														7.2	7.3			5.9	6.4	6.6		285
290														7.1	7.2			5.6	6	6.2		290
295														7				5.3	5.7	5.8		295
300																		4.9	5.4			300
305																		4.7	5.1			305
310																		4.4				310
315																		4.1				315

\*adapter - pièce d'adaptateur

t\_198\_003\_01201\_00\_000

# Lifting capacities Forces de levage

# TNZF 169 ft



ft	54 ft + 9 ft*				107 ft + 9 ft*				125 ft + 9 ft*				143 ft + 9 ft*				161 ft + 9 ft*				ft	
	169 ft				169 ft				169 ft				169 ft				169 ft					
	0°	10°	20°	38°	0°	10°	20°	38°	0°	10°	20°	38°	0°	10°	20°	38°	0°	10°	20°	38°		
28	54																				28	
30	52.5																					30
32	51.1																					32
34	49.6																					34
36	48.1				43.1																	36
38	46.7				42.3				39.6													38
40	45.2				41.4				39													40
45	42				39.2				37.3				34.5				31.3					45
50	39.4				37				35.5				33.1				30.4					50
55	36.9				35.2				33.7				31.7				29.4					55
60	34.5	30.9			33.6				32.2				30.3				28.5					60
65	32	29.2			31.9				30.9				29.1				27.5					65
70	30.2	27.5			30.3	26.2			29.5				28				26.6					70
75	28.7	25.9			28.6	25.1			28.2	24.4			26.9				25.8					75
80	27.1	24.7			27.5	24			26.8	23.4			25.8	22.4			24.9					80
85	25.5	23.4			26.3	23			25.7	22.5			24.7	21.6			24	20.4				85
90	23.9	22.1	19.7		25.1	22.1			24.7	21.6			23.6	20.8			23.2	19.7				90
95	22.5	20.9	18.6		24	21.2			23.7	20.8			22.8	20.1			22.3	19				95
100	21.4	19.8	17.5		22.9	20.3	17.5		22.8	20	17.1		22	19.4			21.5	18.4				100
105	20.3	18.8	16.6		21.8	19.5	16.9		21.8	19.2	16.6		21.2	18.7	16.1		20.9	17.9				105
110	19.3	17.8	15.8		20.9	18.8	16.2		20.8	18.5	16		20.4	18	15.5		20.3	17.3				110
115	18.2	16.7	14.9		20.1	18	15.6		19.9	17.9	15.5		19.7	17.4	15		19.6	16.8	14.4			115
120	17.2	15.8	14.1		19.4	17.3	15		19.2	17.3	14.9		18.9	16.9	14.6		19	16.2	14			120
125	16.1	15	13.5		18.6	16.6	14.4		18.6	16.6	14.4		18.2	16.3	14.1		18.3	15.7	13.6			125
130	15.1	14.3	12.8	10.5	17.8	16	13.8		17.9	16	13.9		17.6	15.8	13.7		17.7	15.3	13.2			130
135	14.3	13.6	12.2	10	17.1	15.4	13.2		17.3	15.4	13.4		17	15.3	13.2		17.1	14.8	12.8			135
140	13.6	12.9	11.5	9.5	16.3	14.8	12.7	9.6	16.6	14.9	12.9		16.5	14.8	12.8		16.5	14.4	12.5			140
145	12.9	12.2	11	9.1	15.6	14.2	12.2	9.2	16	14.4	12.3	9.2	15.9	14.3	12.3		16.1	13.9	12.1			145
150	12.3	11.5	10.5	8.7	14.9	13.6	11.7	8.9	15.3	13.9	11.9	8.9	15.4	13.8	11.9	8.8	15.6	13.5	11.7			150
155	11.6	10.9	10	8.3	14.4	13	11.3	8.7	14.7	13.4	11.5	8.6	14.8	13.4	11.5	8.6	15.2	13.1	11.4	8.4		155
160	10.9	10.4	9.6	8	13.8	12.4	10.8	8.4	14.1	12.9	11.1	8.4	14.3	13	11.1	8.3	14.7	12.7	11	8.2		160
165	10.3	9.9	9.1	7.7	13.2	12	10.4	8.1	13.6	12.4	10.7	8.1	13.7	12.5	10.8	8.1	14.3	12.3	10.6	8		165
170	9.7	9.5	8.7	7.4	12.7	11.5	10	7.9	13.1	11.9	10.3	7.9	13.2	12.1	10.4	7.9	13.8	12	10.3	7.8		170
175	9.3	9	8.3	7.1	12.1	11.1	9.7	7.6	12.7	11.5	9.9	7.7	12.8	11.7	10.1	7.7	13.4	11.6	10	7.6		175
180	8.9	8.6	8	6.9	11.6	10.6	9.4	7.4	12.2	11.1	9.6	7.5	12.3	11.3	9.7	7.5	12.9	11.3	9.7	7.4		180
185	8.5	8.2	7.7	6.7	11.1	10.2	9	7.2	11.7	10.7	9.3	7.3	11.9	10.9	9.4	7.3	12.5	10.9	9.4	7.2		185
190	8.1	7.8	7.4	6.5	10.6	9.7	8.7	7	11.2	10.3	9	7.1	11.5	10.6	9.1	7.1	12.1	10.5	9.2	7.1		190
195	7.7	7.6	7.1	6.2	10.2	9.4	8.4	6.8	10.8	9.9	8.7	6.9	11.1	10.2	8.8	6.9	11.7	10.2	8.9	6.9		195
200	7.3	7.3	6.9	6.1	9.8	9.1	8.2	6.7	10.3	9.5	8.4	6.7	10.8	9.9	8.6	6.8	11.4	9.9	8.6	6.8		200
205	7.1	7	6.7	6	9.5	8.8	7.9	6.5	9.9	9.2	8.2	6.6	10.4	9.6	8.4	6.7	11.1	9.7	8.4	6.6		205
210	6.8	6.7	6.5	5.8	9.1	8.5	7.7	6.3	9.6	8.9	8	6.4	10	9.2	8.2	6.5	10.7	9.4	8.2	6.5		210
215	6.5	6.5	6.3	5.8	8.7	8.2	7.5	6.2	9.3	8.6	7.8	6.3	9.6	8.9	7.9	6.4	10.4	9.1	8	6.4		215
220	6.3	6.3	6.2		8.3	7.9	7.2	6.1	9	8.4	7.5	6.2	9.3	8.6	7.7	6.2	10	8.9	7.8	6.2		220
225	6.2	6.2	6.2		8	7.7	7.1	5.9	8.7	8.1	7.4	6	9	8.4	7.5	6.1	9.7	8.6	7.6	6.1		225
230					7.7	7.5	6.9	5.8	8.4	7.9	7.2	5.9	8.7	8.2	7.4	6	9.4	8.3	7.4	6		230
235					7.5	7.3	6.7	5.8	8	7.6	7	5.8	8.5	8	7.2	5.9	9	8.1	7.3	5.9		235
240					7.3	7	6.6		7.7	7.4	6.8	5.7	8.2	7.7	7	5.8	8.7	7.9	7.1	5.8		240
245					7	6.9	6.4		7.5	7.2	6.7	5.7	8	7.5	6.9	5.7	8.4	7.7	7	5.7		245
250					6.8	6.6	6.3		7.3	7	6.6	5.6	7.7	7.3	6.7	5.6	8.1	7.5	6.9	5.7		250
255					6.6	6.5	6.2		7.1	6.8	6.4		7.4	7.1	6.6	5.6	7.8	7.3	6.7	5.6		255
260					6.4	6.3	6.1		6.9	6.7	6.3		7.2	6.9	6.5	5.5	7.4	7.2	6.6	5.5		260
265					6.2	6.2			6.7	6.5	6.2		7	6.8	6.4		7.1	7	6.4	5.5		265
270					6.1	6.1			6.4	6.4	6.1		6.8	6.7	6.2		6.8	6.8	6.3	5.5		270
275					5.9				6.3	6.2	6		6.7	6.5	6.1		6.5	6.6	6.2			275
280									6.1	6.1			6.5	6.4	6.1		6.2	6.3	6.1			280
285									6	6			6.3	6.2	6		5.9	6	5.9			285
290									5.9				6.2	6.1	5.9		5.6	5.7	5.8			290
295													6	6.1			5.2	5.4	5.6			295
300													5.9	6			4.9	5	5.2			300
305													5.8				4.6	4.7	4.9			305
310													5.8				4.3	4.5				310
315																	4	4.2				315
320																	3.8	3.9				320

\*adapter - pièce d'adaptateur

t\_198\_003\_01301\_00\_000

D

# Lifting capacities Forces de levage

# TNZF 180 ft



D

ft	54 ft + 9 ft*				107 ft + 9 ft*				125 ft + 9 ft*				143 ft + 9 ft*				161 ft + 9 ft*				ft	
	180 ft				180 ft				180 ft				180 ft				180 ft					
	0°	10°	20°	38°	0°	10°	20°	38°	0°	10°	20°	38°	0°	10°	20°	38°	0°	10°	20°	38°		
30	47.7																				30	
32	46.5																				32	
34	45.2																				34	
36	44																				36	
38	42.7				38.2																38	
40	41.5				37.4				35.1												40	
45	38.5				35.5				33.6					30.8							45	
50	36				33.6				32					29.8				27.5			50	
55	33.9				31.8				30.4					28.9				26.6			55	
60	31.7				30.3				29					27.9				25.6			60	
65	29.6	26.7			28.9				27.7					26.9				24.7			65	
70	27.6	25.3			27.4				26.6					25.9				23.8			70	
75	26.2	23.8			26	22.7			25.4	21.8				24.9				22.9			75	
80	24.8	22.5			24.7	21.7			24.2	21				23.9	19.9			22.2			80	
85	23.4	21.4			23.6	20.7			23.1	20.1				23	19.3			21.4	17.9		85	
90	22	20.3			22.6	19.9			22.1	19.3				22	18.5			20.6	17.4		90	
95	20.7	19.1	17.1		21.6	19			21.2	18.6				21.1	17.8			19.9	16.8		95	
100	19.4	18.1	16.1		20.6	18.2			20.4	17.9				20.4	17.2			19.1	16.2		100	
105	18.5	17.1	15.2		19.6	17.4	15		19.5	17.2				19.7	16.6			18.4	15.7		105	
110	17.6	16.2	14.4		18.7	16.7	14.4		18.7	16.4	14.1			18.9	16			17.9	15.2		110	
115	16.6	15.4	13.6		17.9	16.1	13.8		17.8	15.8	13.6			18.2	15.4	13.1		17.3	14.7		115	
120	15.7	14.5	12.9		17.2	15.4	13.3		17	15.2	13.1			17.5	14.8	12.7		16.7	14.2	12.1	120	
125	14.8	13.6	12.1		16.5	14.8	12.8		16.4	14.7	12.6			16.8	14.3	12.2		16.2	13.7	11.7	125	
130	13.9	12.9	11.5		15.9	14.1	12.2		15.8	14.1	12.2			16.2	13.9	11.8		15.6	13.2	11.3	130	
135	13	12.3	10.9		15.2	13.6	11.7		15.2	13.5	11.7			15.6	13.4	11.4		15	12.9	11	135	
140	12.3	11.6	10.3	8.4	14.5	13.1	11.2		14.7	13	11.3			15.1	12.9	11.1		14.5	12.5	10.7	140	
145	11.6	11	9.8	8	13.8	12.6	10.7		14.1	12.6	10.8			14.6	12.4	10.7		14	12.1	10.3	145	
150	11	10.4	9.2	7.7	13.2	12	10.3		13.5	12.2	10.4			14.1	12	10.3		13.6	11.6	10	150	
155	10.5	9.8	8.8	7.3	12.6	11.5	9.9	7.5	12.9	11.7	10	7.5		13.6	11.6	9.9		13.2	11.3	9.7	155	
160	9.9	9.1	8.4	7	12.1	11	9.5	7.2	12.4	11.3	9.6	7.2		13.1	11.2	9.6	7	12.8	10.9	9.4	160	
165	9.3	8.7	8.1	6.7	11.6	10.5	9.1	6.9	11.8	10.9	9.3	6.9		12.6	10.9	9.2	6.8	12.4	10.6	9.1	6.6	165
170	8.7	8.3	7.7	6.3	11.1	10.1	8.8	6.6	11.4	10.4	9	6.6		12.1	10.5	8.9	6.5	12	10.3	8.8	6.3	170
175	8.2	8	7.4	6	10.6	9.7	8.4	6.3	11	10	8.7	6.4		11.6	10.1	8.7	6.3	11.6	10	8.5	6.1	175
180	7.7	7.6	7		10.2	9.4	8.1	6.1	10.6	9.7	8.3	6.1		11.2	9.8	8.4	6.1	11.2	9.7	8.3	5.9	180
185	7.3	7.2	6.7		9.7	9	7.8	5.8	10.2	9.3	8	5.9		10.8	9.4	8.1	5.8	10.8	9.4	8.1	5.8	185
190	6.9	6.9	6.4		9.2	8.6	7.5	5.6	9.8	9	7.7	5.7		10.5	9.1	7.9	5.7	10.4	9	7.8	5.6	190
195	6.5	6.6	6.1		8.8	8.2	7.3	5.3	9.4	8.7	7.5	5.5		10.1	8.8	7.6	5.5	10	8.7	7.6	5.4	195
200	6	6.3	5.8		8.4	7.9	7	5.1	9	8.3	7.3	5.3		9.8	8.5	7.4	5.3	9.7	8.4	7.4	5.2	200
205		6	5.5		8.1	7.6	6.8	4.9	8.6	8	7	5.1		9.5	8.2	7.2	5.1	9.4	8.2	7.1	5.1	205
210			5.8		7.8	7.3	6.6	4.7	8.2	7.7	6.8	4.9		9.1	8	7	5	9.1	7.9	6.9	4.9	210
215			5.5		7.5	7.1	6.4	4.6	8	7.4	6.6	4.7		8.8	7.7	6.7	4.8	8.8	7.7	6.7	4.8	215
220					7.2	6.8	6.2	4.4	7.7	7.2	6.4	4.6		8.4	7.4	6.5	4.6	8.6	7.5	6.6	4.6	220
225					6.9	6.6	5.9	4.3	7.4	7	6.2	4.4		8.1	7.2	6.3	4.5	8.3	7.2	6.4	4.5	225
230					6.6	6.3	5.7	4.1	7.1	6.7	6	4.3		7.9	6.9	6.1	4.3	8	7	6.2	4.3	230
235					6.4	6.1	5.6	4	6.9	6.5	5.8	4.2		7.6	6.7	6	4.2	7.7	6.8	6	4.2	235
240					6.1	5.9	5.4	3.9	6.6	6.3	5.7	4.1		7.4	6.5	5.8	4.1	7.4	6.6	5.8	4.1	240
245					5.9	5.7	5.3	3.9	6.3	6.1	5.5	4		7.1	6.3	5.7	4	7.1	6.4	5.7	4	245
250					5.7	5.6	5.1	3.8	6.1	5.9	5.3	3.9		6.9	6.1	5.5	3.9	6.8	6.2	5.5	3.9	250
255					5.5	5.4	4.9		5.8	5.7	5.2	3.8		6.6	5.9	5.4	3.9	6.5	6	5.4	3.8	255
260					5.3	5.2	4.8		5.7	5.5	5.1	3.8		6.4	5.7	5.2	3.8	6.2	5.9	5.3	3.8	260
265					5.1	5	4.8		5.5	5.4	4.9			6.2	5.6	5.1	3.8	6	5.7	5.1		265
270					4.9	4.9	4.7		5.3	5.2	4.8			5.9	5.4	5	3.8	5.7	5.5	5		270
275					4.8	4.8			5.1	5	4.7			5.7	5.3	4.9		5.4	5.4	4.9		275
280					4.6	4.7			4.9	4.9	4.6			5.6	5.1	4.8		5.1	5.2	4.7		280
285					4.5				4.7	4.8	4.6			5.4	5	4.7		4.8	5	4.6		285
290									4.6	4.7				5.2	4.8	4.6		4.5	4.7	4.4		290
295									4.5	4.6				5	4.7	4.5		4.2	4.4	4.3		295
300									4.4					4.9	4.6	4.5		3.9	4.1	4.1		300
305														4.7	4.5					3.9		305
310														4.6	4.5							310
315														4.5	4.4							315
320														4.4								320

\*adapter - pièce d'adaptateur

t\_198\_003\_01401\_00\_000



# Lifting capacities Forces de levage

# TNZF 180 ft



ft	164 ft + 9 ft*				167 ft + 9 ft*				171 ft + 9 ft*				ft
	180 ft				180 ft				180 ft				
	0°	10°	20°	38°	0°	10°	20°	38°	0°	10°	20°	38°	
50	26.9				26.4				26				50
55	26				25.6				25.2				55
60	25.1				24.7				24.3				60
65	24.2				23.8				23.5				65
70	23.3				22.9				22.7				70
75	22.5				22.2				21.9				75
80	21.8				21.5				21.2				80
85	21				20.7				20.5				85
90	20.3	17.2			20	16.9			19.9	16.8			90
95	19.6	16.6			19.3	16.4			19.2	16.2			95
100	18.9	16			18.6	15.9			18.5	15.7			100
105	18.2	15.5			18	15.3			17.8	15.2			105
110	17.6	15			17.4	14.9			17.3	14.7			110
115	17.1	14.5			16.9	14.4			16.7	14.3			115
120	16.5	14	12		16.4	13.9	11.9		16.2	13.8	11.8		120
125	16	13.6	11.6		15.8	13.4	11.5		15.7	13.3	11.4		125
130	15.4	13.1	11.2		15.3	13	11.2		15.2	12.9	11.1		130
135	14.9	12.7	10.9		14.8	12.6	10.8		14.7	12.5	10.7		135
140	14.3	12.3	10.6		14.3	12.2	10.5		14.2	12.1	10.4		140
145	13.8	11.9	10.2		13.7	11.9	10.2		13.7	11.8	10.1		145
150	13.4	11.6	9.9		13.3	11.5	9.8		13.2	11.4	9.8		150
155	13	11.2	9.6		12.9	11.1	9.5		12.9	11.1	9.5		155
160	12.7	10.8	9.3		12.6	10.7	9.3		12.5	10.7	9.2		160
165	12.3	10.5	9	6.5	12.2	10.4	9	6.5	12.1	10.4	9	6.4	165
170	11.9	10.2	8.8	6.3	11.8	10.1	8.7	6.2	11.8	10.1	8.7	6.2	170
175	11.5	9.9	8.5	6.1	11.5	9.8	8.5	6.1	11.4	9.8	8.4	6	175
180	11.1	9.6	8.3	5.9	11.1	9.5	8.2	5.9	11	9.5	8.2	5.8	180
185	10.7	9.3	8	5.7	10.7	9.2	8	5.7	10.7	9.2	8	5.6	185
190	10.3	9	7.8	5.5	10.3	9	7.8	5.5	10.3	8.9	7.7	5.5	190
195	10	8.7	7.6	5.3	10	8.7	7.6	5.3	9.9	8.6	7.5	5.3	195
200	9.6	8.4	7.4	5.2	9.6	8.4	7.3	5.2	9.6	8.4	7.3	5.1	200
205	9.3	8.1	7.1	5	9.2	8.1	7.1	5	9.2	8.1	7.1	5	205
210	9.1	7.9	6.9	4.9	8.8	7.8	6.9	4.9	8.8	7.8	6.9	4.9	210
215	8.8	7.7	6.7	4.7	8.4	7.6	6.7	4.7	8.4	7.6	6.7	4.7	215
220	8.5	7.5	6.5	4.6	8	7.3	6.5	4.6	8	7.3	6.5	4.5	220
225	8.2	7.2	6.3	4.5	7.6	7.1	6.3	4.5	7.6	7.1	6.3	4.4	225
230	8	7	6.2	4.3	7.2	6.8	6.2	4.3	7.2	6.8	6.2	4.3	230
235	7.7	6.8	6	4.2	6.8	6.6	6	4.2	6.8	6.6	6	4.2	235
240	7.4	6.6	5.8	4.1	6.4	6.4	5.8	4.1	6.4	6.3	5.8	4.1	240
245	7.2	6.4	5.7	4	6	6.1	5.7	4	6	6.1	5.7	4	245
250	6.8	6.2	5.5	3.9	5.6	5.9	5.5	3.9	5.6	5.9	5.5	3.9	250
255	6.5	5.9	5.4	3.8	5.3	5.5	5.2	3.8	5.2	5.6	5.3	3.8	255
260	6.1	5.7	5.2	3.8	4.9	5.2	4.9		4.7	5.2	5		260
265	5.8	5.5	5.1		4.4	4.8	4.6		4.2	4.8	4.7		265
270	5.4	5.3	5		4	4.3	4.3			4.4	4.3		270
275	5.1	5	4.9			3.8	4			3.9	4		275
280	4.8	4.8	4.7										280
285	4.4	4.6	4.5										285
290	4	4.3	4.2										290
295		3.9	3.9										295

\*adapter - pièce d'adaptateur

t\_198\_003\_01401\_00\_000

D

# Lifting capacities Forces de levage

## TNZF 192 ft



D

ft	54 ft + 9 ft*			107 ft + 9 ft*			125 ft + 9 ft*			143 ft + 9 ft*			161 ft + 9 ft*			164 ft + 9 ft*			167 ft + 9 ft*			171 ft + 9 ft*			ft				
	192 ft			192 ft			192 ft			192 ft			192 ft			192 ft			192 ft										
	0°	10°	20°	0°	10°	20°	0°	10°	20°	0°	10°	20°	0°	10°	20°	0°	10°	20°	0°	10°	20°	0°	10°	20°					
32	42.3																							32					
34	41.3																							34					
36	40.2																							36					
38	39.1				34.3																			38					
40	38				33.8			31.3																40					
45	35.3				32.1			30.3			28.6													45					
50	32.9				30.4			29.1			27.5			24.6			24.1			23.5				50					
55	31				28.8			28			26.4			23.8			23.3			22.8			22.4	55					
60	29.2				27.4			26.9			25.2			22.9			22.4			22			21.7	60					
65	27.3				26.1			25.8			24.1			22			21.6			21.2			20.9	65					
70	25.4	23.2			24.9			24.7			23.2			21.2			20.8			20.4			20.2	70					
75	23.9	21.9			23.6	20.4		23.7			22.3			20.4			20.1			19.7			19.5	75					
80	22.6	20.6			22.3	19.5		22.6	18.8		21.5			19.7			19.4			19			18.8	80					
85	21.4	19.5			21.3	18.7		21.5	18		20.6	17.1		19			18.7			18.4			18.2	85					
90	20.2	18.5			20.3	17.8		20.5	17.3		19.7	16.5		18.4	15.3		18.1			17.8			17.6	90					
95	19	17.5			19.5	17.1		19.7	16.5		18.8	15.8		17.7	14.8		17.4	14.6		17.2	14.4		17	14.2	95				
100	17.8	16.5	14.7		18.6	16.3		19	15.9		18.1	15.2		17	14.3		16.7	14.1		16.5	13.9		16.4	13.8	100				
105	16.7	15.6	13.9		17.7	15.6		18.2	15.3		17.5	14.6		16.3	13.8		16.1	13.6		15.9	13.4		15.8	13.3	105				
110	15.9	14.7	13.1		16.8	14.9	12.7		17.4	14.6		16.8	14.1		15.8	13.3		15.5	13.1		15.3	12.9		15.2	12.8	110			
115	15.1	14	12.4		16	14.3	12.2		16.6	14	11.9		16.2	13.6		15.2	12.8		15	12.7		14.8	12.5		14.7	12.4	115		
120	14.3	13.2	11.7		15.3	13.7	11.7		15.9	13.5	11.4		15.6	13	11		14.7	12.4		14.5	12.2		14.4	12.1		14.2	120		
125	13.5	12.5	11.1		14.7	13.1	11.2		15.2	13	11		14.9	12.5	10.6		14.2	12	10.1	14	11.8	9.9	13.9	11.7	9.8	13.8	11.6	125	
130	12.7	11.7	10.4		14.1	12.5	10.8		14.6	12.4	10.6		14.3	12.1	10.2		13.7	11.5	9.7	13.5	11.4	9.6	13.4	11.3	9.5	13.3	11.2	9.4	130
135	11.9	11	9.8		13.5	12	10.3		14.1	11.9	10.1		13.7	11.6	9.8		13.2	11.1	9.4	13	11	9.3	12.9	10.8	9.2	12.8	10.8	9.1	135
140	11.1	10.5	9.3		12.9	11.5	9.9		13.6	11.4	9.7		13.2	11.2	9.5		12.7	10.7	9	12.5	10.6	8.9	12.4	10.5	8.8	12.4	10.4	8.8	140
145	10.4	10	8.8		12.2	11	9.4		13	11	9.4		12.8	10.8	9.1		12.2	10.4	8.7	12.1	10.2	8.6	12	10.1	8.6	11.9	10.1	8.5	145
150	9.8	9.5	8.4		11.6	10.6	9		12.5	10.6	9		12.3	10.4	8.8		11.7	10	8.4	11.6	9.9	8.3	11.5	9.8	8.3	11.5	9.7	8.2	150
155	9.3	9	7.9		11	10.2	8.6		12	10.2	8.7		11.9	10	8.4		11.4	9.6	8.1	11.2	9.5	8.1	11.1	9.5	8	11.1	9.4	7.9	155
160	8.9	8.5	7.4		10.5	9.7	8.3		11.5	9.8	8.3		11.4	9.6	8.1		11	9.3	7.9	10.9	9.2	7.8	10.8	9.1	7.7	10.7	9.1	7.6	160
165	8.4	7.9	7.1		10	9.3	8		10.9	9.4	8		11	9.3	7.8		10.6	8.9	7.6	10.5	8.8	7.5	10.5	8.8	7.4	10.4	8.8	7.4	165
170	7.9	7.5	6.8		9.6	8.8	7.7		10.4	9	7.7		10.6	8.9	7.5		10.3	8.6	7.3	10.2	8.5	7.2	10.1	8.5	7.2	10.1	8.4	7.1	170
175	7.4	7	6.5		9.2	8.4	7.3		10	8.6	7.4		10.1	8.6	7.3		9.9	8.3	7	9.8	8.3	7	9.8	8.2	6.9	9.7	8.2	6.8	175
180	7	6.7	6.1		8.8	8.1	7		9.6	8.2	7.1		9.7	8.3	7		9.5	8.1	6.7	9.5	8	6.6	9.4	7.9	6.6	9.4	7.9	6.5	180
185	6.6	6.4			8.4	7.8	6.7		9.2	7.9	6.8		9.3	8	6.7		9.2	7.8	6.4	9.1	7.7	6.4	9.1	7.7	6.3	9.1	7.6	6.2	185
190	6.3	6.1			8	7.5	6.4		8.9	7.6	6.5		8.9	7.6	6.4		8.8	7.5	6.2	8.8	7.5	6.1	8.8	7.4	6.1	8.7	7.4	6	190
195	6.1	5.8			7.6	7.1	6		8.5	7.3	6.1		8.6	7.3	6.1		8.5	7.2	6	8.4	7.2	5.9	8.4	7.2	5.8	8.4	7.1	5.8	195
200	5.9				7.2	6.8	5.7		8.2	7	5.8		8.3	7	5.8		8.1	7	5.7	8.1	6.9	5.6	8.1	6.9	5.6	8.1	6.9	5.6	200
205	5.7				6.9	6.5	5.4		7.8	6.8	5.6		8	6.8	5.5		7.8	6.7	5.5	7.7	6.7	5.4	7.8	6.6	5.4	7.8	6.6	5.3	205
210	5.5				6.6	6.2	5.1		7.5	6.5	5.3		7.7	6.6	5.3		7.6	6.4	5.2	7.5	6.4	5.2	7.4	6.4	5.1	7.4	6.4	5.1	210
215					6.3	5.9	4.8		7.1	6.2	5		7.4	6.3	5.1		7.3	6.2	5	7.3	6.2	4.9	7.1	6.2	4.9	7.1	6.1	4.9	215
220					6	5.6	4.6		6.8	5.9	4.8		7.1	6.1	4.8		7.1	6	4.8	7	6	4.7	6.7	5.9	4.7	6.7	5.9	4.7	220
225					5.8	5.3	4.4		6.5	5.6	4.5		6.7	5.8	4.6		6.8	5.8	4.5	6.8	5.7	4.5	6.4	5.7	4.5	6.4	5.6	4.4	225
230					5.5	5	4.1		6.3	5.3	4.3		6.4	5.5	4.4		6.5	5.5	4.4	6.5	5.5	4.3	6.1	5.5	4.3	6.1	5.4	4.2	230
235					5.1	4.7	3.9		6	5.1	4.1		6.2	5.2	4.1		6.3	5.3	4.2	6.3	5.3	4.1	5.7	5.2	4.1	5.8	5.2	4.1	235
240					4.8	4.4			5.8	4.8	3.9		5.9	5	3.9		6	5	4	6	5	3.9	5.3	5	3.9	5.4	4.9	3.9	240
245					4.5	4.2			5.5	4.6			5.7	4.7			5.8	4.8	3.8	5.8	4.8		4.9	4.8	3.8	5	4.7		245
250					4.2	4			5.3	4.3			5.5	4.5			5.5	4.5		5.5	4.6		4.5	4.5		4.5	4.4		250
255					4	3.8			5	4			5.3	4.3			5.3	4.3		5.3	4.3		4	4.3		4.1	4.2		255
260					3.8				4.7	3.8			5.1	4.1			5.1	4.1		5	4.1		4			4			260
265									4.5				4.8	3.9			4.8	3.9		4.6	3.9								265
270									4.3				4.6				4.5	3.8		4.2									270
275									4				4.3				4.2			3.9									275
280									3.8				4.1				3.9												280
285													3.9																285

\*adapter - pièce d'adaptateur

t\_198\_003\_01501\_00\_000

# Lifting capacities Forces de levage

# TNZF 203 ft



ft	54 ft + 9 ft*			107 ft + 9 ft*			125 ft + 9 ft*			143 ft + 9 ft*			161 ft + 9 ft*			164 ft + 9 ft*			167 ft + 9 ft*			171 ft + 9 ft*			ft							
	203 ft			203 ft			203 ft			203 ft			203 ft			203 ft			203 ft			203 ft										
	0°	10°	20°	0°	10°	20°	0°	10°	20°	0°	10°	20°	0°	10°	20°	0°	10°	20°	0°	10°	20°	0°	10°	20°								
34	31.5																							34								
36	31.5																							36								
38	31.5																							38								
40	31.5					31																		40								
45	31.5				29.6			28																45								
50	30.1				28.2			26.7			24.5													50								
55	28.3				26.8			25.5			23.6			20.9			20.2			19.6			19	55								
60	26.6				25.5			24.3			22.6			20.3			19.8			19.4			18.9	60								
65	25				24.3			23.2			21.6			19.6			19.1			18.8			18.5	65								
70	23.3				23.2			22.2			20.7			18.8			18.4			18.1			17.8	70								
75	21.7	19.9			22			21.2			19.9			18.1			17.7			17.4			17.1	75								
80	20.5	18.8			20.9	17.4		20.3			19.1			17.4			17			16.7			16.5	80								
85	19.4	17.7			19.8	16.7		19.3	16		18.3			16.8			16.5			16.2			15.9	85								
90	18.3	16.7			18.9	15.9		18.4	15.3		17.5	14.5		16.2			15.9			15.6			15.4	90								
95	17.3	15.8			18.1	15.1		17.5	14.7		16.7	13.9		15.6	12.9				15.3	12.7			14.8	95								
100	16.2	14.9			17.3	14.5		16.8	14		16	13.3		15	12.4				14.7	12.2			14.5	12	100							
105	15.1	14.1	12.4		16.5	13.8		16.2	13.4		15.4	12.8		14.3	11.9				14.1	11.7			13.9	11.6	13.8	11.5	105					
110	14.1	13.2	11.8		15.7	13.2		15.5	12.9		14.8	12.3		13.8	11.5				13.5	11.3			13.4	11.2	13.2	11	110					
115	13.5	12.5	11.2		14.9	12.5	10.6		14.8	12.3		14.2	11.8		13.3	11			13	10.8			12.9	10.7	12.7	10.6	115					
120	12.8	11.9	10.5		14.1	12	10.1		14.1	11.7	9.8			13.6	11.3				12.8	10.6			12.6	10.4	12.4	10.3	12.3	10.2	120			
125	12.1	11.2	9.9		13.5	11.5	9.7		13.4	11.2	9.4			13.1	10.8	8.8			12.3	10.2			12.2	10.1	12	10	11.8	9.9	125			
130	11.5	10.6	9.4		13	10.9	9.2		12.8	10.8	8.9			12.5	10.4	8.4			11.9	9.8	7.6		11.7	9.7	11.6	9.6	11.4	9.5	130			
135	10.8	9.9	8.8		12.4	10.4	8.7		12.3	10.3	8.5			11.9	10	8			11.4	9.4	7.3		11.3	9.3	7.1	11.1	9.2	7	11	9.1	6.9	135
140	10.1	9.2	8.3		11.9	9.9	8.3		11.8	9.9	8.1			11.5	9.6	7.6			11	9	7		10.8	8.9	6.8	10.7	8.8	6.7	10.6	8.7	6.6	140
145	9.4	8.7	7.6		11.3	9.4	7.8		11.4	9.4	7.6			11	9.2	7.2			10.5	8.7	6.7		10.4	8.6	6.5	10.3	8.5	6.4	10.2	8.4	6.3	145
150	8.8	8.1	7		10.8	9	7.4		10.9	9	7.2			10.6	8.8	6.9			10	8.4	6.4		9.9	8.3	6.2	9.8	8.1	6.1	9.8	8	6	150
155	8.2	7.5	6.3		10.2	8.6	6.9		10.4	8.6	6.8			10.2	8.4	6.5			9.6	8.1	6		9.5	7.9	5.9	9.4	7.8	5.8	9.4	7.7	5.7	155
160	7.7	6.9	5.7		9.7	8.3	6.5		9.9	8.3	6.5			9.8	8.1	6.2			9.3	7.7	5.7		9.2	7.5	5.6	9.1	7.4	5.5	9	7.4	5.4	160
165	7.3	6.3			9.2	7.8	6.1		9.5	7.9	6.1			9.4	7.7	5.9			9	7.3	5.4		8.9	7.2	5.3	8.8	7.1	5.2	8.7	7	5.2	165
170	6.8				8.7	7.4	5.7		9	7.6	5.7			9	7.4	5.5			8.7	6.9	5.1		8.6	6.8	5	8.5	6.7	5	8.4	6.7	4.9	170
175	6.3				8.3	6.9	5.4		8.5	7.1	5.4			8.6	7	5.2			8.3	6.6	4.9		8.2	6.4	4.8	8.2	6.3	4.7	8.1	6.3	4.6	175
180	5.9				7.9	6.5	5		8.1	6.7	5.1			8.2	6.7	4.9			8	6.3	4.6		7.9	6.1	4.5	7.8	6.1	4.4	7.8	6	4.4	180
185					7.6	6.1	4.7		7.7	6.3	4.8			7.8	6.3	4.6			7.7	6	4.3		7.6	5.9	4.2	7.5	5.8	4.2	7.5	5.8	4.1	185
190					7.2	5.7	4.3		7.4	5.9	4.5			7.4	6	4.4			7.3	5.7	4		7.3	5.6	4	7.2	5.5	3.9	7.2	5.5	3.9	190
195					6.8	5.4	4		7.1	5.5	4.1			7.1	5.6	4.1			7	5.4	3.8		7	5.3		6.9	5.2		6.9	5.2		195
200					6.4	5			6.8	5.2	3.8			6.8	5.2	3.8			6.7	5.1			6.7	5		6.6	4.9		6.6	4.9		200
205					6	4.7			6.4	4.9				6.5	4.9				6.3	4.8			6.3	4.7		6.2	4.7		6.3	4.7		205
210					5.5	4.3			6.1	4.6				6.2	4.6				6	4.5			5.9	4.4		5.9	4.4		5.9	4.4		210
215					5.2	3.9			5.7	4.3				5.9	4.3				5.7	4.2			5.6	4.1		5.5	4.1		5.5	4.1		215
220					4.8				5.2	4				5.5	4.1				5.4	3.9			5.3	3.9		5.1	3.8		5.1	3.8		220
225					4.5				4.8					5.2	3.8				5.1				5.1			4.7			4.8			225
230					4.2				4.5					4.8					4.8				4.8			4.3			4.4			230
235					3.9				4.2					4.5					4.6				4.5			4			4			235
240									4					4.2					4.3				4.3									240
245														3.9					4				4									245

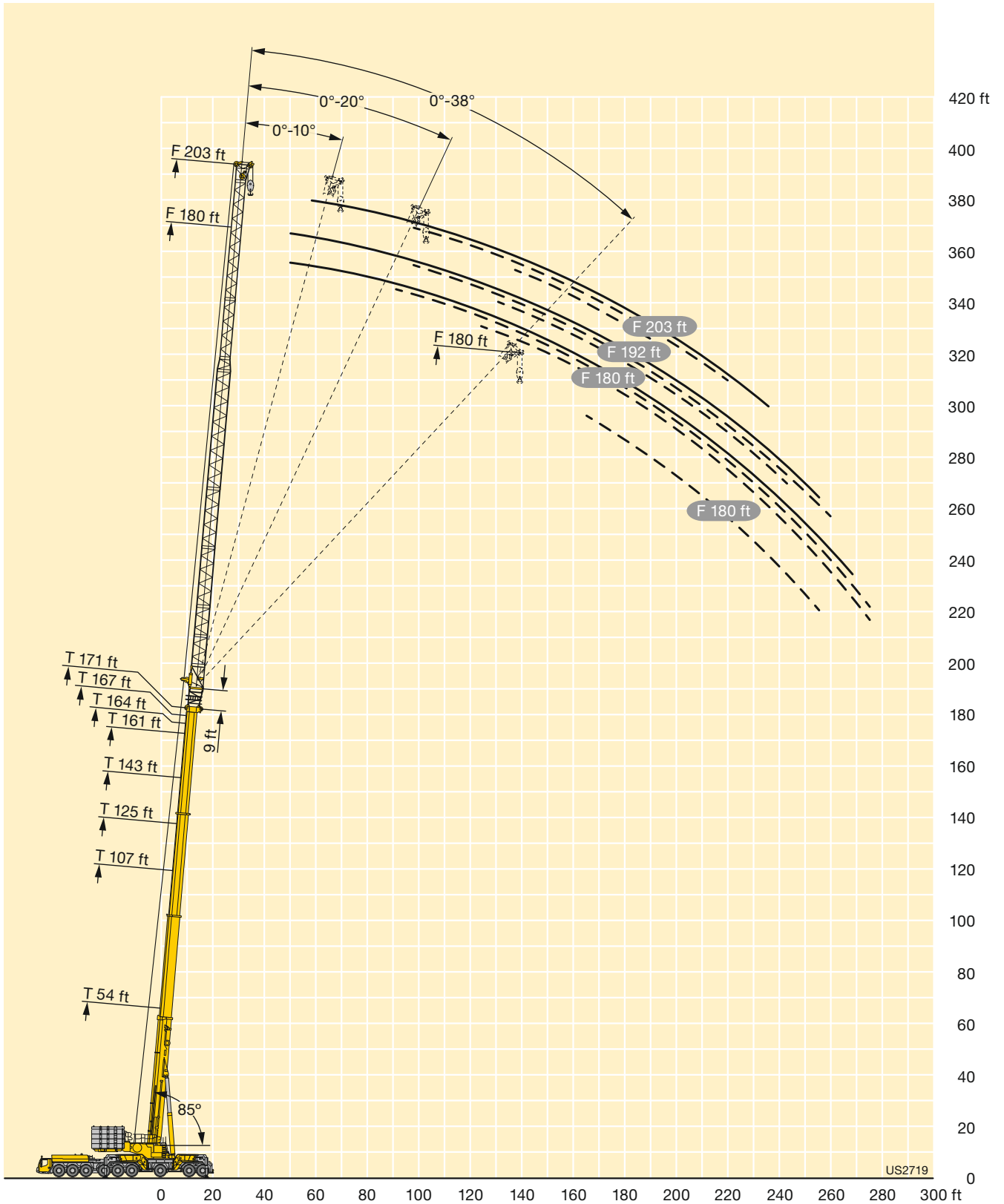
\*adapteur - pièce d'adaptateur

t\_198\_003\_01601\_00\_000

D

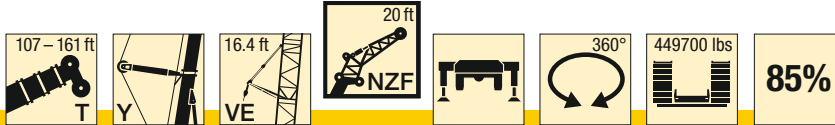
# Lifting heights Hauteurs de levage

**TNZF**



# Lifting capacities Forces de levage

# TYVENZF 20 ft



ft	107 ft + 25 ft*				125 ft + 25 ft*				143 ft + 25 ft*				161 ft + 25 ft*				ft
	20 ft				20 ft				20 ft				20 ft				
	0°	10°	20°	38°	0°	10°	20°	38°	0°	10°	20°	38°	0°	10°	20°	38°	
18	240.2																18
19	239.1																19
20	237.8																20
22	235.1	206.5			236.9												22
24	232.5	202.8			234.6	205.7			235.5								24
26	229.9	199	158.9		232.4	203.1			233.5	204.3			231.7				26
28	227.4	195.1	156.6		230.2	199.8	159		231.5	202.7			230.9				28
30	224.9	191.2	154.3	120.3	227.9	196.3	157		229.5	200.3	159.1		229.1	201.3			30
32	222.5	187.4	151.9	119.2	225.8	192.9	154.9	120.3	227.5	197.4	157.3		227.3	199.3	159.2		32
34	220	183.5	149.6	117.7	223.6	189.5	152.8	119.1	225.6	194.3	155.4	120.3	225.6	197.3	157.5		34
36	217.5	179.7	147.3	116.1	221.4	186	150.7	117.7	223.7	191.2	153.5	119.1	223.8	195.1	155.8		36
38	214.9	175.9	144.9	114.6	219.2	182.6	148.7	116.3	221.8	188	151.6	117.8	222.1	192.5	154.1	118.4	38
40	211.9	172	142.8	113.1	217.1	179.2	146.6	115	219.8	184.9	149.8	116.5	220.3	189.7	152.4	117.2	40
45	203.9	163.1	138.3	109.7	211	170.6	141.8	111.8	215	177.2	145.1	113.4	216	182.6	148.1	114.4	45
50	195.4	157	133.8	106.7	204.2	162.8	137.8	108.8	209.6	169.4	141.1	110.7	211.7	175.5	143.8	111.8	50
55	185.3	150.9	129.4	103.7	196.7	157.4	133.9	106.2	203.4	162.6	137.5	108.1	206.1	168.5	140.4	109.4	55
60	175.2	144.8	125.2	101.2	187.7	151.9	129.9	103.6	197.2	157.7	133.9	105.8	197.5	162.4	137.1	107.1	60
65	165.8	139.7	122.6	98.8	178.7	146.5	125.9	101.3	189.6	152.8	130.3	103.5	188.9	158	133.9	105	65
70	158.2	134.9	119.7	96.6	169.7	141.6	123.4	99.2	181.5	147.9	126.7	101.4	180.3	153.5	130.6	103	70
75	151.7	130.1	115.9	94.6	162.1	137.3	121.1	97.1	173.4	143.1	124.1	99.5	171.5	149	127.3	101	75
80	145.1	125.5	111.6	92.7	156.1	133	117.9	95.4	165.9	139.2	122	97.6	162.5	144.6	124.7	99.4	80
85	139.5	122.5	107.9	91.2	150.2	128.8	114.2	93.7	159.6	135.4	119.4	96	153.4	140.8	122.7	97.8	85
90	134.2	119.1	104.7	89.7	144.4	125	110.4	92.1	154.3	131.5	116.1	94.5	144.2	137.3	120	96.2	90
95	128.9	114.8	101.5	88.4	139.4	122.3	107.3	90.8	148.5	127.7	112.8	93.1	135.1	133.5	117.1	94.8	95
100	124.3	110.5	98.5	87.3	134.7	119.1	104.5	89.5	139.3	124.5	109.5	91.8	126.1	128.3	114.2	93.5	100
105	120.9	106.2	96.1		130	115	101.7	88.4	130.8	122	106.7	90.6	118	121.7	111.2	92.3	105
110	115.7	102.3	93.8		124	111.2	99	87.4	123	118.7	104.2	89.5	112.1	114.9	108.1	91.2	110
115	109.9	99.2	91.6		116.3	107.5	96.7	86.5	115.6	114.6	101.8	88.5	106.2	108.1	104.4	90.2	115
120	105.3	96.1	89.8		109.2	103.8	94.7		108.5	109.5	99.3	87.7	100.4	101.6	100	89.2	120
125	99.9	93.1	88.1		102.6	100.7	92.6		102	102.9	97	87	94.5	95.8	95.5	88.2	125
130	93.8	90.7	86.8		96.6	97	90.7		95.9	96.8	95.2		88.9	91	91.1	87.2	130
135	88.1	88.2			91	91.6	89.2		90.4	91.2	91.7		84	86.3	86.8	86.1	135
140	79.4				85.7	86.3	86.7		85.2	85.9	86.4		80	81.6	82.5		140
145	57.3				80.9	81.4	81.7		80.4	81	81.5		75.9	76.9	78.2		145
150					76.3	76.7			75.9	76.4	76.9		71.9	72.7	74		150
155					71.3	72.1			71.6	72.2	72.5		67.8	69	69.8		155
160					57.5				67.7	68.1	68.4		64.1	65.4	66		160
165									64	64.4			60.8	61.7	62.4		165
170									60.4	60.8			57.6	58.2	58.8		170
175									51.5				54.5	55.1	55.5		175
180									36.6				51.4	52.1			180
185													48.6	49.1			185
190													44				190
195													33.6				195

\* adapter · pièce d'adaptateur

t\_198\_004\_00001\_00\_000

# Lifting capacities Forces de levage

# TYVENZF 31 ft



E

ft	107 ft + 25 ft*				125 ft + 25 ft*				143 ft + 25 ft*				161 ft + 25 ft*				ft
	31 ft				31 ft				31 ft				31 ft				
	0°	10°	20°	38°	0°	10°	20°	38°	0°	10°	20°	38°	0°	10°	20°	38°	
20	235.6																20
22	233.3																22
24	230.9				232												24
26	228.5	199.1			229.9				230.1								26
28	226.1	195.2			227.8	197.1			228.3				226.8				28
30	223.7	191.2	146.5		225.6	193.4			226.4	195			225.6				30
32	221.2	187.2	143.7		223.5	189.5			224.6	191.7			224				32
34	218.8	182.9	140.4		221.3	185.7	143		222.8	187.8			222.5	187.3			34
36	216.3	178.6	137.2		219.1	181.8	140.2		220.9	183.9	142.3		220.9	183.7			36
38	213.9	174.2	134.5	95.6	216.9	177.9	137.4		219	180	139.9		219.4	180	139.4		38
40	211.4	169.9	131.9	94.4	214.7	174	134.7	95.1	217	176.3	137.4		217.6	176.3	137.6		40
45	202.3	159.5	125.3	91.5	209.2	164.3	128.8	92.5	212.1	167.8	131.7	93.5	212	168	132.5	93.7	45
50	192.2	150.3	119.6	88.9	200.6	155.5	123.1	90	207.1	159.3	126.3	91.2	206.4	160.8	127.9	91.6	50
55	182	141.1	114.1	86.4	190.5	147.9	118.2	87.8	198.8	151.8	121.3	88.9	200.6	153.6	123.3	89.6	55
60	172	133.3	109.4	84.2	180.5	140.4	113.4	85.6	188.9	145.5	117	86.9	193.2	147.3	119	87.7	60
65	162.1	127	105.2	82	170.9	133.4	109.1	83.7	179.1	139.1	112.7	85	184.4	141.8	115.2	86	65
70	152.3	120.6	101	80.2	162.3	127.7	105.4	81.9	169.4	133	108.8	83.3	175.6	136.4	111.5	84.3	70
75	142.5	114.3	97.2	78.4	154.1	122.2	101.7	80.2	161.6	127.9	105.5	81.6	166.8	131	107.8	82.8	75
80	133.3	109	93.9	76.8	146	116.6	98.2	78.7	154.5	123	102.1	80	158.5	126.4	104.9	81.2	80
85	125.9	104.7	90.7	75.4	137.8	111	95	77.1	147.6	118.2	98.8	78.7	150.6	122.3	101.9	79.7	85
90	119.8	100.4	87.6	74	130.1	106.8	92.2	75.8	140.7	113.3	95.7	77.4	143	118.1	99	78.5	90
95	113.7	96.1	85.1	72.8	124	103	89.5	74.6	133.8	108.8	93.2	76.2	135.4	113.9	96.2	77.3	95
100	107.5	92.4	82.8	71.8	118.7	99.3	86.8	73.3	127.1	105.1	90.7	75	127.8	109.8	93.6	76.2	100
105	102.2	89.3	80.4	70.8	113.3	95.5	84.6	72.4	121.7	101.7	88.3	73.9	120.2	106.2	91.4	75.1	105
110	98	86.3	78.3	70	107.9	92.2	82.5	71.4	116.9	98.4	85.9	72.9	112.8	103	89.3	74.2	110
115	94	83.2	76.5	69.3	102.8	89.4	80.4	70.5	112.2	95	83.9	72	107.5	100	87.1	73.2	115
120	89.9	80.6	74.8		98.7	86.7	78.4	69.9	107.5	92	82.1	71.2	102.2	97	85.1	72.4	120
125	85.8	78.3	73.2		95.1	84	76.8	69.3	102.6	89.4	80.3	70.4	96.9	94	83.3	71.6	125
130	82.8	76.1	71.8		91.6	81.4	75.3		97.4	87	78.5	69.8	91.6	90.8	81.6	70.9	130
135	79.9	73.9	70.6		88.1	79.3	73.8		91.8	84.6	76.9	69.3	86.3	87.2	80	70.2	135
140	77	72.2	69.6		84.7	77.3	72.4		86.6	82.2	75.6		81.2	83.3	78.4	69.6	140
145	74.4	70.6			81.9	75.4	71.3		81.8	79.9	74.3		77.6	79.3	76.5	69.1	145
150	71.8	69.3			78.1	73.5	70.3		77.3	77.8	72.9		73.9	75.4	74	68.6	150
155	57				73.9	71.9	69.4		73.1	74	71.7		70.3	71.5	71.2		155
160					69.9	70.3			69.2	70	70.1		66.6	67.8	68.4		160
165					65.8	66.7			65.5	66.2	66.8		63	64.6	65.3		165
170					54.9				62	62.6	63.1		59.6	61.2	61.8		170
175									58.7	59.3			56.8	57.8	58.4		175
180									55.6	56.1			53.9	54.7	55.2		180
185									48.5				51	51.7	52.1		185
190									36.4				48.3	48.8			190
195													45.6	46.1			195
200													41	42.6			200
205													32.2				205

\*adapter · pièce d'adaptateur

t\_198\_004\_00101\_00\_000

# Lifting capacities Forces de levage

# TYVENZF 43 ft



ft	107 ft + 25 ft*				125 ft + 25 ft*				143 ft + 25 ft*				161 ft + 25 ft*				ft
	43 ft				43 ft				43 ft				43 ft				
	0°	10°	20°	38°	0°	10°	20°	38°	0°	10°	20°	38°	0°	10°	20°	38°	
22	215.2																22
24	209.4				209.1												24
26	203.7				205.4												26
28	198				200.6				201.4								28
30	192.3	150.4			195.9				197.1				195.3				30
32	187.7	147.3			191.1	150.1			192.9				191.7				32
34	183.4	144.2			186.5	147.6			188.6	147.9			188.1				34
36	179.2	141.1	117.1		182.6	144.9			184.4	145.9			184.5				36
38	175	138.5	115.3		178.9	142.2	116.3		180.4	143.7			180.9	143.1			38
40	170.8	136	113.4		175.3	139.6	114.9		177.2	141.5			177.3	141.2			40
45	160.8	129.8	109.2		166.1	133.9	110.9		169.3	136.2	112.3		169.8	136.3	112.8		45
50	152.6	124.1	105.2	74.8	157.5	128.4	107.2	75.5	161.3	131.3	108.7		162.9	131.9	109.4		50
55	144.7	119.1	101.5	73.1	150.6	123.3	103.6	73.8	154	126.3	105.4	74.3	156.1	127.9	106.3	74.5	55
60	136.7	114.2	98.1	71.4	144.1	118.8	100.4	72.2	148.1	121.9	102.1	72.9	149.6	123.8	103.4	73.1	60
65	130.5	109.8	94.8	69.9	137.5	114.4	97.3	70.8	142.5	117.9	99.3	71.5	144.4	120.1	100.6	71.9	65
70	125	106.2	92.1	68.6	131.6	110.2	94.3	69.5	136.8	113.9	96.5	70.2	139.5	116.5	98	70.7	70
75	119.6	102.6	89.4	67.3	126.5	106.9	91.8	68.2	131.5	110.1	93.8	69.1	134.5	113	95.5	69.5	75
80	114.3	99	86.8	66.1	121.8	103.7	89.4	67.1	126.8	106.9	91.6	67.9	129.6	109.5	93	68.5	80
85	109.1	95.5	84.5	65	117	100.5	87	66	122.6	104.1	89.5	66.8	125.4	106.4	91	67.5	85
90	104.8	92.8	82.4	64	112.3	97.3	84.8	65	118.3	101.2	87.4	65.8	121.6	103.8	89	66.5	90
95	101.3	90.3	80.4	63.1	107.7	94.6	82.9	64.1	114.1	98.3	85.3	65	118	101.3	87.1	65.6	95
100	97.8	87.7	78.4	62.3	104	92.2	81.1	63.3	109.9	95.5	83.4	64.1	114.5	98.7	85.2	64.8	100
105	94.3	85.2	76.8	61.6	100.9	89.9	79.3	62.5	105.8	93.2	81.7	63.4	110.9	96.1	83.3	64.1	105
110	91	83.2	75.3	61	97.8	87.6	77.7	61.8	102.7	91.1	80.1	62.7	107.3	93.7	81.8	63.4	110
115	88.2	81.3	73.7	60.4	94.7	85.4	76.2	61.3	99.9	89	78.4	62	103.7	91.6	80.3	62.7	115
120	85.8	79.4	72.4	60.2	91.6	83.4	74.8	60.8	97.1	87	76.9	61.4	99.7	89.7	78.9	62.1	120
125	83.4	77.6	71.3	59.9	88.7	81.8	73.5	60.3	94.3	85	75.6	60.9	95.5	87.9	77.5	61.5	125
130	81.1	76	70.3		86.6	80	72.2	60	91.5	83.1	74.5	60.5	91.4	86.1	76.2	61	130
135	78.8	74.6	69.3		84.5	78.3	71.2	59.8	88.6	81.5	73.3	60	87.2	84.2	75	60.5	135
140	77.1	73.3	68.5		82.4	76.6	70.3		86.6	80	72.1	59.7	83.1	82.1	74	60.2	140
145	75.6	71.9	67.9		80.3	75.3	69.4		83.1	78.4	71.1	59.6	79	79.1	72.9	59.8	145
150	74	70.6	67.4		78.2	74	68.5		78.7	76.8	70.3		75.2	76	71.9	59.5	150
155	72.3	69.3			75.5	72.8	68		74.5	75.2	69.5		71.8	72.9	70.5	59.4	155
160	68.9	68.1			71.6	71.6	67.5		70.6	71.8	68.7		68.2	69.6	68.5	59.2	160
165	55.3				67.9	68.8	67.1		66.9	68	67.8		64.7	66.1	66.2		165
170					64.4	65.2			63.4	64.5	65.3		61.5	62.7	63.6		170
175					60.9	61.7			60.1	61.1	61.8		58.3	59.5	60.4		175
180					52.2				57	57.9	58.5		55.2	56.3	57.2		180
185					37.8				54.1	54.8			52.3	53.3	54.1		185
190									51.3	51.9			49.6	50.5	51.1		190
195									45.6	48.2			46.9	47.7	48.3		195
200									35.5				44.4	45.1			200
205													42	42.7			205
210													38.2	40.1			210
215													30.6				215
220													20.2				220

E

\* adapter · pièce d'adaptateur

t\_198\_004\_00201\_00\_000

# Lifting capacities Forces de levage

# TYVENZF 54 ft



E

ft	107 ft + 25 ft*				125 ft + 25 ft*				143 ft + 25 ft*				161 ft + 25 ft*				ft
	54 ft				54 ft				54 ft				54 ft				
	0°	10°	20°	38°	0°	10°	20°	38°	0°	10°	20°	38°	0°	10°	20°	38°	
24	175.2																24
26	170.4				170.2												26
28	165.6				166.5				165.8								28
30	160.9				162.4				162.9								30
32	156.1	113.6			158.3				159.3				157.4				32
34	151.6	110.8			154.2				155.7				154.1				34
36	147.3	108			150.1	108.6			152.1				150.8				36
38	143	105.2			146.2	106.2			148.4	106.6			147.5				38
40	138.7	102.5			142.4	103.8			144.9	104.4			144.2	103.6			40
45	128	96.8	76.4		132.8	98	77.6		136.3	99			136.2	99			45
50	119.1	91.2	72.6		123.3	93.1	74.1		127.7	94.3	75		128.9	94.4	74.7		50
55	111.6	86.2	69.2	50.9	115.4	88.3	70.9		119.1	90	72.2		121.6	90.5	72.2		55
60	104.2	81.8	66.1	49.4	109	84.1	67.9	49.9	112.2	85.8	69.5	50.4	114.3	86.8	69.9		60
65	96.8	77.5	63.4	48	102.6	80.5	65.2	48.6	106.6	82.2	66.8	49.1	108.2	83.1	67.7	49.4	65
70	91.7	73.5	60.7	46.7	96.2	76.9	62.8	47.4	100.9	79.1	64.5	47.9	103.4	79.9	65.6	48.3	70
75	87	70.3	58.5	45.5	91.2	73.5	60.4	46.3	95.3	75.9	62.3	46.9	98.5	77.1	63.5	47.3	75
80	82.3	67.1	56.3	44.4	86.9	70.5	58.3	45.2	90.5	72.8	60.1	45.8	93.7	74.3	61.5	46.3	80
85	77.6	63.9	54.2	43.3	83	67.6	56.4	44.2	86.5	70.1	58.2	44.9	89.2	71.6	59.5	45.4	85
90	73.1	60.7	52.2	42.3	79	64.8	54.5	43.3	83	67.7	56.5	44	85.5	69.1	57.7	44.5	90
95	69.1	58.3	50.5	41.5	75.1	62	52.7	42.4	79.6	65.2	54.8	43.1	82.3	67	56.2	43.7	95
100	66.1	56.1	48.9	40.6	71.3	59.3	51	41.6	76.2	62.8	53.1	42.4	79.2	65	54.7	42.9	100
105	63	53.9	47.3	39.9	68	57.2	49.6	40.8	72.7	60.3	51.5	41.6	76.2	62.9	53.1	42.2	105
110	60	51.8	45.9	39.1	65.3	55.3	48.2	40.1	69.4	58.2	50.1	40.9	73.2	60.8	51.6	41.6	110
115	56.9	49.9	44.7	38.5	62.6	53.3	46.7	39.4	66.7	56.4	48.8	40.3	70.1	58.8	50.2	40.9	115
120	54.3	48.2	43.5	37.9	59.9	51.4	45.5	38.8	64.3	54.6	47.6	39.7	67.2	57	49.1	40.3	120
125	52.3	46.7	42.3	37.4	57.2	49.7	44.4	38.3	61.9	52.9	46.3	39.1	64.9	55.4	48	39.8	125
130	50.3	45.2	41.3	37	54.7	48.2	43.3	37.8	59.6	51.2	45.2	38.5	62.9	53.8	46.8	39.2	130
135	48.4	43.6	40.3	36.6	52.7	46.8	42.3	37.3	57.2	49.6	44.2	38.1	60.8	52.2	45.7	38.7	135
140	46.4	42.4	39.5		50.9	45.5	41.3	36.9	54.9	48.2	43.3	37.6	58.8	50.7	44.7	38.2	140
145	44.6	41.3	38.6		49.1	44.1	40.4	36.6	52.9	46.9	42.3	37.2	56.8	49.2	43.8	37.8	145
150	43.2	40.1	37.8		47.3	42.8	39.7		51.3	45.7	41.4	36.8	54.8	47.8	43	37.4	150
155	41.7	39	37.2		45.6	41.8	38.9		49.7	44.4	40.6	36.5	52.8	46.7	42.2	37	155
160	40.3	38.1	36.7		44	40.8	38.2		48.1	43.2	39.8	36.3	51.3	45.6	41.3	36.7	160
165	39	37.3			42.8	39.8	37.6		46.5	42.1	39.1		49.9	44.5	40.5	36.5	165
170	37.9	36.5			41.5	38.8	37		44.9	41.2	38.5		48.4	43.4	39.9	36.2	170
175	36.8				40.2	38	36.5		43.5	40.3	37.8		47	42.4	39.3		175
180					39	37.3			42.4	39.5	37.3		45.5	41.5	38.6		180
185					38	36.6			41.3	38.6	36.8		44.1	40.7	38		185
190					37	36.1			40.1	37.9	36.4		42.9	39.9	37.5		190
195					36.1				39	37.2			41.9	39.1	37		195
200									38	36.6			40.9	38.3	36.6		200
205									37.2	36.1			39.9	37.7	36.2		205
210									34.7				38.9	37.1			210
215													37.9	36.5			215
220													35.8	36			220
225													29.4				225
230													20.7				230

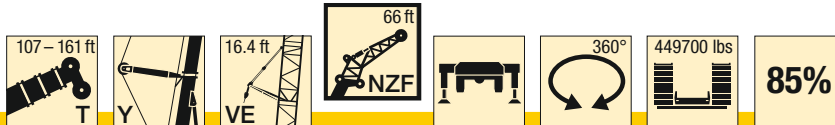
\* adapter · pièce d'adaptateur

t\_198\_004\_00301\_00\_000



# Lifting capacities Forces de levage

# TYVENZF 66 ft



ft	107 ft + 25 ft*				125 ft + 25 ft*				143 ft + 25 ft*				161 ft + 25 ft*				ft
	66 ft				66 ft				66 ft				66 ft				
	0°	10°	20°	38°	0°	10°	20°	38°	0°	10°	20°	38°	0°	10°	20°	38°	
26	145.2																26
28	141.3				141.5												28
30	137.4				138.1				138								30
32	133.4				134.7				135.1								32
34	129.5				131.3				132.1				130.6				34
36	126.2	98.3			127.9				129.1				128				36
38	123.3	96.7			124.6				126.1				125.4				38
40	120.4	94.8			121.7	95.1			123.1				122.8				40
45	113.2	90.2			115.5	91			116.8	91.3			116.3	91.8			45
50	106.2	86.2	71.4		109.3	87.2	72.2		111.3	87.6			111.3	88.6			50
55	100.9	82.2	68.6		103.2	83.8	69.6		105.9	84.5	70.5		106.6	85.3	70.7		55
60	96	78.6	66.1		98.5	80.5	67.2		100.6	81.5	68.2		101.8	82.6	68.6		60
65	91.1	75.3	63.7	47.3	94.2	77.3	65		96.4	78.5	66.1		97.3	80	66.5		65
70	86.4	72.1	61.6	46.1	89.9	74.5	62.9	46.5	92.6	75.9	64.1	46.8	93.6	77.4	64.7	46.9	70
75	82.6	69	59.6	45	85.6	71.6	61	45.5	88.8	73.4	62.2	45.8	90.3	75	62.9	46	75
80	79.1	66.5	57.6	44	82.2	68.8	59.2	44.5	84.9	71	60.5	44.9	86.9	72.9	61.3	45.1	80
85	75.7	64.2	55.8	43	79.1	66.4	57.4	43.5	81.7	68.6	58.8	44.1	83.6	70.8	59.7	44.3	85
90	72.2	61.8	53.9	42.1	76.1	64.4	55.7	42.7	78.8	66.4	57.2	43.2	80.6	68.7	58.2	43.5	90
95	68.8	59.5	52.1	41.2	73.2	62.3	54.1	41.9	76.3	64.5	55.7	42.4	77.8	66.7	56.7	42.8	95
100	65.7	57.3	50.4	40.5	70.2	60.2	52.5	41.1	73.7	62.6	54.2	41.7	75.6	65	55.3	42.1	100
105	63.4	55.4	49	39.7	67.3	58.2	50.9	40.4	71.1	60.8	52.7	41	73.3	63.3	54	41.5	105
110	61.2	53.6	47.6	39.1	64.7	56.4	49.5	39.8	68.6	58.9	51.2	40.4	71.1	61.5	52.6	40.8	110
115	59	51.8	46.2	38.5	62.7	54.7	48.2	39.1	66.1	57.1	49.8	39.8	68.9	59.8	51.3	40.2	115
120	56.7	50	44.9	37.9	60.7	53	46.9	38.6	63.8	55.4	48.6	39.2	66.7	58.1	50	39.7	120
125	54.6	48.4	43.8	37.4	58.7	51.4	45.6	38.1	62	53.9	47.5	38.7	64.5	56.5	48.8	39.1	125
130	52.6	47	42.7	36.9	56.7	49.7	44.5	37.6	60.2	52.4	46.3	38.2	62.6	55	47.8	38.6	130
135	50.8	45.6	41.6	36.5	54.7	48.2	43.5	37.1	58.4	50.9	45.2	37.7	61	53.6	46.7	38.2	135
140	49	44.2	40.7	36.2	52.8	47	42.6	36.8	56.6	49.4	44.2	37.2	59.3	52.3	45.7	37.7	140
145	47.2	42.8	39.8	35.9	51.2	45.7	41.6	36.4	54.7	48	43.3	36.9	57.7	50.9	44.6	37.3	145
150	45.4	41.7	39		49.6	44.5	40.7	36.1	53	46.8	42.4	36.6	56.1	49.5	43.7	37	150
155	43.9	40.7	38.2		47.9	43.3	39.9	35.9	51.5	45.7	41.6	36.3	54.4	48.2	42.9	36.6	155
160	42.6	39.7	37.5		46.3	42.1	39.2	35.7	50	44.6	40.7	36	52.8	47.1	42.2	36.4	160
165	41.3	38.7	37		44.7	41.2	38.5		48.5	43.5	40	35.8	51.3	46.1	41.4	36.1	165
170	40.1	37.9	36.4		43.4	40.2	37.8		47.1	42.4	39.3	35.6	50	45	40.6	35.8	170
175	38.8	37.1	36		42.2	39.3	37.3		45.6	41.4	38.7		48.7	44	39.9	35.6	175
180	37.8	36.4			41.1	38.5	36.8		44.1	40.6	38		47.4	42.9	39.3	35.5	180
185	36.8				39.9	37.7	36.3		42.9	39.8	37.4		46.1	42	38.8		185
190	35.9				38.8	37.1	35.9		41.9	39	37		44.8	41.1	38.2		190
195					37.9	36.4			40.9	38.2	36.6		43.5	40.4	37.7		195
200					37	35.9			39.9	37.5	36.2		42.5	39.6	37.2		200
205					36.1				38.8	36.9	35.8		41.5	38.8	36.8		205
210									38	36.4			40.6	38.1	36.4		210
215									37.1	35.9			39.7	37.5	36		215
220									33.1				38.1	37	35.7		220
225									22.9				36.1	36.5			225
230													33.4	35			230
235													27.7				235
240													20.2				240

\* adapter · pièce d'adaptateur

t\_198\_004\_00401\_00\_000

E

# Lifting capacities Forces de levage

# TYVENZF 77 ft



E

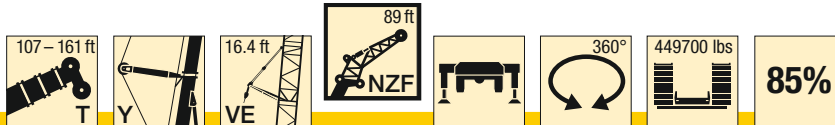
ft	107 ft + 25 ft*				125 ft + 25 ft*				143 ft + 25 ft*				161 ft + 25 ft*				ft
	77 ft				77 ft				77 ft				77 ft				
	0°	10°	20°	38°	0°	10°	20°	38°	0°	10°	20°	38°	0°	10°	20°	38°	
26	124.4																26
28	121.5																28
30	118.3				119.6												30
32	115.1				116.7				116.6								32
34	112				113.9				114.1				112.4				34
36	108.8				111.1				111.6				110.3				36
38	105.9				108.3				109.1				108.2				38
40	103.6	82			105.5				106.6				106				40
45	97.7	78.4			99.9	78.8			100.7	78.8			100.6				45
50	91.9	74.7			94.7	75.4			96.1	75.7			95.8	75.3			50
55	86.7	71.6	60.1		89.6	72.3	60.7		91.5	72.7			91.7	72.6			55
60	82.5	68.6	57.7		84.9	69.6	58.5		86.9	70.1	59.2		87.8	70	59		60
65	78.6	65.6	55.6		81.3	66.8	56.5		82.8	67.7	57.2		83.8	67.8	57.5		65
70	74.6	63	53.5		77.8	64.3	54.6		79.6	65.3	55.4		80.1	65.6	55.9		70
75	70.9	60.3	51.6	38.5	74.3	62	52.7	38.8	76.5	63.1	53.7		77.4	63.5	54.3		75
80	67.9	57.7	49.9	37.5	70.9	59.7	51.1	37.9	73.3	61.2	52.1	38.2	74.7	61.6	52.8	38.3	80
85	65.2	55.6	48.3	36.6	68.1	57.5	49.6	37.1	70.2	59.2	50.7	37.4	71.9	59.9	51.3	37.5	85
90	62.4	53.6	46.9	35.8	65.6	55.5	48.1	36.3	67.6	57.3	49.3	36.6	69.2	58.2	50	36.8	90
95	59.7	51.7	45.5	35	63.3	53.8	46.7	35.5	65.3	55.5	47.9	35.9	66.8	56.5	48.8	36.1	95
100	57	49.8	44.1	34.3	60.9	52.1	45.5	34.8	63.2	53.9	46.7	35.2	64.5	54.8	47.5	35.5	100
105	54.4	47.9	42.9	33.6	58.5	50.3	44.3	34.1	61.2	52.3	45.5	34.6	62.7	53.4	46.4	34.8	105
110	52.5	46.4	41.7	32.9	56.2	48.6	43.1	33.5	59.1	50.8	44.4	34	60.8	52.1	45.3	34.3	110
115	50.7	45	40.6	32.3	53.9	47.1	42	32.9	57.1	49.2	43.3	33.4	59	50.7	44.3	33.7	115
120	48.8	43.7	39.5	31.8	52.3	45.7	41.1	32.3	55	47.6	42.2	32.9	57.2	49.3	43.3	33.2	120
125	47	42.4	38.5	31.3	50.6	44.5	40.1	31.8	53.1	46.3	41.3	32.3	55.4	47.9	42.3	32.7	125
130	45.2	41.1	37.7	30.8	48.9	43.2	39.2	31.3	51.6	45.1	40.5	31.8	53.6	46.6	41.4	32.2	130
135	43.5	40	36.9	30.4	47.3	42	38.3	30.9	50.1	44	39.6	31.4	52	45.4	40.6	31.8	135
140	42.3	39	36.1	30	45.6	40.8	37.5	30.5	48.6	42.9	38.8	31	50.6	44.3	39.8	31.4	140
145	41	38	35.3	29.7	44	39.8	36.8	30.2	47.1	41.8	38	30.6	49.3	43.3	39.1	31	145
150	39.8	37.1	34.7	29.4	42.8	38.9	36.1	29.8	45.5	40.7	37.3	30.3	47.9	42.3	38.3	30.7	150
155	38.5	36.1	34.1	29.1	41.6	38	35.4	29.6	44	39.7	36.7	29.9	46.6	41.3	37.6	30.3	155
160	37.3	35.3	33.5	29	40.5	37.2	34.8	29.3	42.8	38.9	36	29.7	45.3	40.3	37	30	160
165	36.3	34.6	33		39.4	36.3	34.2	29.1	41.8	38.1	35.4	29.4	44	39.4	36.4	29.7	165
170	35.4	33.9	32.5		38.2	35.5	33.7	28.9	40.7	37.3	34.8	29.1	42.7	38.7	35.9	29.5	170
175	34.6	33.2	32.2		37.1	34.9	33.2		39.7	36.5	34.3	29	41.7	38	35.3	29.3	175
180	33.7	32.7	31.8		36.2	34.3	32.7		38.6	35.7	33.8	28.8	40.8	37.3	34.8	29	180
185	32.9	32.2	31.6		35.4	33.6	32.3		37.6	35	33.4		39.9	36.5	34.2	28.9	185
190	32.3	31.8			34.6	33	32		36.6	34.4	33		39	35.8	33.8	28.7	190
195	31.8	31.5			33.8	32.5	31.7		35.8	33.9	32.6		38	35.2	33.4	28.6	195
200	31.3				33.1	32.1	31.5		35.1	33.3	32.3		37.1	34.6	33		200
205					32.5	31.8			34.4	32.8	32		36.2	34.1	32.7		205
210					31.9	31.5			33.6	32.3	31.8		35.5	33.6	32.3		210
215					31.4				32.9	32	31.6		34.9	33.1	32		215
220									32.4	31.7			34.2	32.6	31.8		220
225									31.9	31.4			33.6	32.1	31.6		225
230									30.9				32.9	31.8	31.5		230
235									23.5				32.3	31.6			235
240													31.2	31.3			240
245													26.6	29.8			245
250													20				250

\* adapter · pièce d'adaptateur

t\_198\_004\_00501\_00\_000

# Lifting capacities Forces de levage

# TYVENZF 89 ft



ft	107 ft + 25 ft*				125 ft + 25 ft*				143 ft + 25 ft*				161 ft + 25 ft*				ft
	89 ft				89 ft				89 ft				89 ft				
	0°	10°	20°	38°	0°	10°	20°	38°	0°	10°	20°	38°	0°	10°	20°	38°	
28	106.6																28
30	104.2																30
32	101.5				101.7												32
34	98.8				99.3				99.2								34
36	96.2				97				97.1				95.5				36
38	93.5				94.6				95				93.9				38
40	91.1				92.2				92.9				92.1				40
45	86.2	68.4			87				87.6				87.5				45
50	81.3	65.3			82.7	65.5			83.4	65.6			83				50
55	76.4	62.4			78.4	62.7			79.6	63.1			79.5	62.8			55
60	72.5	59.8	50.4		74.2	60.3			75.7	60.6			76.1	60.5			60
65	69.2	57.2	48.5		70.6	58	49.2		72	58.5	49.5		72.8	58.4			65
70	65.8	54.8	46.7		67.7	55.8	47.4		68.9	56.5	48		69.6	56.6	48		70
75	62.5	52.7	45		64.8	53.7	45.8		66.3	54.5	46.5		66.8	54.7	46.7		75
80	59.7	50.6	43.4	32.4	61.9	51.9	44.3		63.7	52.7	45.1		64.5	52.9	45.4		80
85	57.2	48.5	42	31.6	59.2	50.1	42.9	31.8	61.1	51.1	43.7	32	62.2	51.3	44.2		85
90	55	46.7	40.5	30.8	56.8	48.2	41.6	31	58.5	49.4	42.4	31.3	59.9	49.9	42.9	31.4	90
95	52.7	45.1	39.2	30.1	54.9	46.6	40.3	30.4	56.4	47.8	41.2	30.6	57.5	48.5	41.8	30.7	95
100	50.5	43.5	38.1	29.3	52.9	45.1	39.1	29.7	54.5	46.3	40.1	30	55.6	47.1	40.7	30.1	100
105	48.3	41.9	37	28.7	51	43.7	38	29	52.8	45	38.9	29.4	53.7	45.6	39.6	29.6	105
110	46.1	40.2	35.9	28	49.1	42.2	37	28.5	51.1	43.7	38	28.8	52.2	44.5	38.6	29	110
115	44.4	38.9	34.8	27.4	47.1	40.8	36	27.9	49.4	42.4	37.1	28.3	50.6	43.3	37.7	28.5	115
120	42.9	37.7	33.9	26.9	45.2	39.4	35	27.4	47.6	41.1	36.2	27.8	49.1	42.2	36.9	28	120
125	41.4	36.6	33.1	26.4	43.8	38.2	34.1	26.9	45.9	39.8	35.2	27.3	47.6	41.1	36.1	27.6	125
130	39.8	35.4	32.2	25.9	42.4	37.1	33.4	26.4	44.2	38.7	34.3	26.8	46.1	40	35.2	27.1	130
135	38.3	34.3	31.4	25.5	41	36.1	32.6	26	43	37.6	33.6	26.4	44.6	38.8	34.4	26.7	135
140	36.8	33.3	30.7	25.1	39.6	35.1	31.8	25.6	41.8	36.7	32.9	26	43.2	37.8	33.6	26.3	140
145	35.6	32.4	30	24.7	38.2	34.1	31.1	25.2	40.5	35.7	32.2	25.6	42	36.9	33	25.9	145
150	34.5	31.6	29.4	24.4	36.8	33.1	30.4	24.8	39.3	34.8	31.5	25.3	40.9	36	32.4	25.6	150
155	33.5	30.8	28.7	24.1	35.6	32.3	29.9	24.5	38.1	33.8	30.9	24.9	39.8	35.2	31.8	25.3	155
160	32.5	30	28.2	23.9	34.6	31.6	29.3	24.2	36.9	33	30.3	24.6	38.7	34.3	31.1	25	160
165	31.5	29.2	27.7	23.6	33.7	30.9	28.7	24	35.6	32.2	29.7	24.3	37.7	33.5	30.5	24.7	165
170	30.5	28.6	27.2	23.5	32.8	30.1	28.2	23.7	34.8	31.5	29.2	24.1	36.6	32.7	30	24.4	170
175	29.6	28	26.8		31.9	29.4	27.7	23.6	33.9	30.8	28.7	23.9	35.5	31.9	29.5	24.1	175
180	28.9	27.4	26.3		30.9	28.7	27.3	23.4	33	30.2	28.1	23.6	34.6	31.3	29	23.9	180
185	28.2	26.8	26		30	28.2	26.9		32.2	29.5	27.7	23.5	33.8	30.7	28.6	23.7	185
190	27.5	26.3	25.7		29.3	27.7	26.5		31.3	28.9	27.3	23.3	33	30.1	28.1	23.5	190
195	26.8	26	25.5		28.6	27.1	26.1		30.5	28.3	26.9		32.3	29.5	27.6	23.3	195
200	26.2	25.6			28	26.6	25.9		29.7	27.8	26.6		31.5	28.9	27.3	23.2	200
205	25.7	25.3			27.3	26.2	25.6		29	27.4	26.2		30.7	28.4	27	23.1	205
210	25.3				26.7	25.9	25.4		28.4	26.9	25.9		29.9	27.9	26.6		210
215					26.2	25.5			27.8	26.5	25.7		29.2	27.5	26.3		215
220					25.7	25.3			27.2	26	25.5		28.7	27	26		220
225					25.3				26.6	25.7	25.3		28.1	26.6	25.7		225
230					24.8				26.1	25.5			27.6	26.2	25.5		230
235									25.7	25.2			27	25.8	25.3		235
240									25.3	25			26.5	25.6	25.2		240
245									22.7				26	25.3			245
250													25.7	25.1			250
255													24.1	24.9			255
260													18.9				260
265													11.3				265

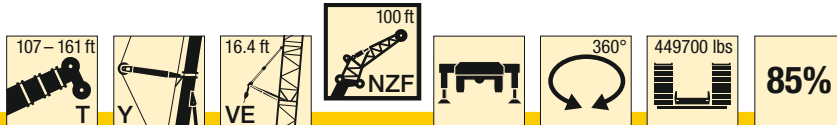
\* adapter · pièce d'adaptateur

t\_198\_004\_00601\_00\_000

E

# Lifting capacities Forces de levage

# TYVENZF 100 ft



E

ft	107 ft + 25 ft*				125 ft + 25 ft*				143 ft + 25 ft*				161 ft + 25 ft*				ft
	100 ft				100 ft				100 ft				100 ft				
	0°	10°	20°	38°	0°	10°	20°	38°	0°	10°	20°	38°	0°	10°	20°	38°	
30	91.7																30
32	89.5				90.4												32
34	87.2				88.5												34
36	85				86.5				86.3								36
38	82.8				84.5				84.5				83.1				38
40	80.6				82.5				82.7				81.7				40
45	76				77.5				78.3				77.8				45
50	72	58.6			73.7	58.5			74.2				73.9				50
55	67.9	55.9			70	56.3			70.8	56.3			70.6	55.6			55
60	64.1	53.5			66.4	53.9			67.6	54.2			67.7	53.9			60
65	61.1	51.4	43		62.9	51.9			64.3	52.1			64.8	52			65
70	58.3	49.3	41.3		60.2	49.9	41.9		61.2	50.3	42		62	50.2			70
75	55.5	47.3	39.8		57.8	48	40.4		58.8	48.6	40.7		59.2	48.7	40.6		75
80	52.8	45.5	38.4		55.3	46.2	39.1		56.6	46.9	39.5		57.1	47.1	39.4		80
85	50.5	43.8	37		52.8	44.7	37.7		54.4	45.3	38.3		55.1	45.6	38.4		85
90	48.4	42	35.8	27.7	50.7	43.2	36.4		52.1	43.9	37.1		53.1	44.2	37.4		90
95	46.6	40.4	34.6	27	48.6	41.7	35.4	27.3	50.1	42.6	36	27.5	51.1	43	36.4		95
100	44.8	39.1	33.4	26.4	47	40.3	34.3	26.6	48.3	41.2	35	26.9	49.2	41.7	35.5	27	100
105	42.9	37.7	32.4	25.7	45.4	39	33.2	26	46.7	39.8	34	26.3	47.5	40.5	34.6	26.4	105
110	41.1	36.2	31.5	25.1	43.8	37.8	32.2	25.4	45.2	38.7	33	25.7	45.9	39.3	33.6	25.9	110
115	39.3	34.8	30.5	24.5	42.1	36.5	31.4	24.9	43.8	37.6	32.2	25.2	44.6	38.3	32.7	25.4	115
120	37.8	33.5	29.6	23.9	40.5	35.3	30.5	24.3	42.3	36.6	31.4	24.7	43.3	37.3	31.9	24.9	120
125	36.5	32.5	28.7	23.4	38.9	34.1	29.6	23.8	40.8	35.5	30.6	24.2	42	36.4	31.2	24.4	125
130	35.2	31.5	28	23	37.6	33	28.8	23.4	39.4	34.4	29.8	23.8	40.7	35.4	30.5	24	130
135	33.9	30.5	27.3	22.5	36.4	32	28.1	22.9	37.9	33.3	29	23.3	39.4	34.5	29.7	23.6	135
140	32.6	29.5	26.5	22.1	35.2	31.1	27.5	22.5	36.9	32.4	28.3	22.9	38.1	33.5	29	23.2	140
145	31.3	28.5	25.8	21.7	34	30.2	26.8	22.1	35.8	31.5	27.7	22.5	36.9	32.6	28.3	22.8	145
150	30.1	27.7	25.2	21.3	32.8	29.4	26.2	21.8	34.8	30.7	27.1	22.1	35.9	31.8	27.7	22.5	150
155	29.2	27	24.7	20.9	31.6	28.5	25.6	21.4	33.7	29.9	26.5	21.8	35	31	27.2	22.1	155
160	28.3	26.3	24.1	20.7	30.5	27.7	25	21.1	32.7	29.1	25.9	21.5	34.1	30.3	26.6	21.8	160
165	27.5	25.5	23.6	20.4	29.7	27	24.5	20.8	31.6	28.3	25.3	21.2	33.2	29.6	26.1	21.5	165
170	26.6	24.8	23.1	20.1	28.8	26.4	24	20.5	30.6	27.6	24.8	20.9	32.3	28.8	25.6	21.2	170
175	25.7	24.2	22.7	19.9	28	25.7	23.6	20.3	29.7	27	24.4	20.6	31.4	28.1	25.1	21	175
180	24.9	23.6	22.3	19.8	27.2	25.1	23.1	20	29	26.4	23.9	20.4	30.5	27.4	24.6	20.7	180
185	24.3	23.1	21.9		26.3	24.5	22.7	19.9	28.2	25.8	23.5	20.2	29.6	26.8	24.2	20.5	185
190	23.6	22.6	21.5		25.5	23.9	22.3	19.7	27.5	25.2	23	20	28.9	26.3	23.8	20.3	190
195	23	22.1	21.2		24.8	23.5	22		26.7	24.6	22.6	19.8	28.2	25.7	23.4	20.1	195
200	22.4	21.7	21		24.2	23	21.6		26	24.1	22.3	19.7	27.5	25.2	23	19.9	200
205	21.9	21.3	20.7		23.6	22.5	21.3		25.2	23.6	22	19.6	26.9	24.7	22.6	19.7	205
210	21.4	20.9			23.1	22.1	21.1		24.6	23.2	21.7		26.2	24.2	22.3	19.6	210
215	21	20.6			22.5	21.7	20.9		24	22.8	21.4		25.5	23.7	22	19.5	215
220	20.6				21.9	21.4	20.7		23.5	22.3	21.1		24.9	23.3	21.7		220
225					21.5	21.1			23	21.9	20.9		24.3	22.9	21.5		225
230					21.1	20.8			22.4	21.5	20.7		23.8	22.5	21.2		230
235					20.7	20.6			21.9	21.3	20.5		23.3	22.1	21		235
240					20.4				21.5	21			22.8	21.8	20.8		240
245									21.1	20.7			22.4	21.4	20.6		245
250									20.8	20.5			21.9	21.2	20.5		250
255									20.4				21.4	20.9			255
260													21.1	20.7			260
265													20.8	20.5			265
270													18.2				270
275													11.7				275

\* adapter · pièce d'adaptateur

t\_198\_004\_00701\_00\_000

# Lifting capacities Forces de levage

# TYVENZF 112 ft



ft	107 ft + 25 ft*				125 ft + 25 ft*				143 ft + 25 ft*				161 ft + 25 ft*				ft
	112 ft				112 ft				112 ft				112 ft				
	0°	10°	20°	38°	0°	10°	20°	38°	0°	10°	20°	38°	0°	10°	20°	38°	
32	80.1																32
34	78.2				78.2												34
36	76.4				76.6				76.3								36
38	74.5				74.9				74.8								38
40	72.6				73.2				73.3				72				40
45	68.3				69				69.4				68.8				45
50	64.8				65.3				65.6				65.5				50
55	61.4	49.9			62.2	49.9			62.6				62.4				55
60	57.9	47.6			59.2	47.9			59.8	47.9			59.7	47.5			60
65	54.8	45.6			56.1	45.9			57.1	46.1			57.3	45.9			65
70	52.5	43.8	36.9		53.3	44.2			54.4	44.3			54.9	44.2			70
75	50.1	42	35.5		51.2	42.6	35.7		51.9	42.8	35.7		52.4	42.7			75
80	47.8	40.3	34.1		49.1	40.9	34.6		50	41.4	34.7		50.2	41.4	34.4		80
85	45.4	38.9	32.9		47	39.4	33.4		48.1	39.9	33.7		48.5	40.1	33.5		85
90	43.5	37.5	31.7		44.9	38.1	32.3		46.2	38.6	32.7		46.8	38.7	32.6		90
95	41.8	36	30.6		43.1	36.9	31.2		44.3	37.4	31.7		45.1	37.6	31.8		95
100	40.3	34.7	29.6	23	41.4	35.6	30.2	23.2	42.6	36.2	30.7		43.4	36.5	31		100
105	38.7	33.5	28.5	22.4	40	34.3	29.3	22.6	41	35.1	29.9	22.8	41.8	35.5	30.2	22.9	105
110	37.2	32.3	27.6	21.8	38.6	33.3	28.4	22.1	39.7	33.9	29	22.3	40.3	34.4	29.4	22.4	110
115	35.6	31.2	26.8	21.3	37.3	32.2	27.5	21.6	38.5	32.9	28.2	21.8	39	33.4	28.6	21.9	115
120	34.1	30	26	20.8	35.9	31.2	26.7	21.1	37.2	32	27.4	21.3	37.9	32.5	27.8	21.5	120
125	32.7	28.8	25.1	20.3	34.5	30.1	26	20.6	36	31.1	26.7	20.8	36.8	31.7	27.1	21	125
130	31.6	27.8	24.4	19.8	33.2	29.1	25.2	20.1	34.7	30.2	26	20.4	35.7	30.9	26.4	20.6	130
135	30.5	26.9	23.7	19.3	32	28.1	24.5	19.7	33.5	29.3	25.3	20	34.6	30.1	25.8	20.2	135
140	29.4	26.1	23.1	18.9	31	27.2	23.8	19.3	32.2	28.4	24.6	19.6	33.5	29.3	25.2	19.9	140
145	28.3	25.3	22.4	18.5	30	26.5	23.2	18.9	31.3	27.6	23.9	19.2	32.4	28.5	24.6	19.5	145
150	27.2	24.5	21.8	18.2	29	25.7	22.7	18.5	30.4	26.8	23.4	18.9	31.3	27.7	24	19.2	150
155	26.1	23.7	21.3	17.8	28	25	22.1	18.2	29.5	26.1	22.8	18.5	30.5	27	23.4	18.8	155
160	25.2	23	20.7	17.5	27.1	24.2	21.5	17.9	28.6	25.4	22.3	18.2	29.6	26.3	22.9	18.5	160
165	24.4	22.4	20.3	17.2	26.1	23.5	21	17.6	27.7	24.7	21.8	17.9	28.9	25.7	22.4	18.2	165
170	23.7	21.7	19.8	16.9	25.2	22.9	20.5	17.3	26.9	24	21.3	17.6	28.1	25	22	17.9	170
175	22.9	21.1	19.3	16.7	24.5	22.3	20.1	17	26	23.4	20.8	17.4	27.3	24.4	21.5	17.6	175
180	22.2	20.5	18.9	16.5	23.8	21.7	19.7	16.8	25.1	22.7	20.4	17.1	26.6	23.8	21	17.4	180
185	21.4	20	18.5	16.3	23.1	21.2	19.3	16.6	24.5	22.2	20	16.9	25.8	23.1	20.6	17.2	185
190	20.7	19.5	18.2	16.1	22.4	20.7	18.9	16.4	23.9	21.7	19.6	16.7	25.1	22.5	20.2	16.9	190
195	20.1	19.1	17.9		21.7	20.1	18.5	16.2	23.2	21.2	19.2	16.5	24.4	22.1	19.9	16.7	195
200	19.6	18.7	17.5		21.1	19.6	18.2	16.1	22.6	20.7	18.9	16.3	23.8	21.6	19.5	16.5	200
205	19.1	18.2	17.3		20.5	19.2	17.9	16	22	20.2	18.5	16.2	23.2	21.2	19.2	16.4	205
210	18.6	17.8	17.1		19.9	18.8	17.6		21.4	19.8	18.2	16	22.6	20.7	18.8	16.2	210
215	18	17.5	16.9		19.5	18.4	17.3		20.7	19.3	18	15.9	22.1	20.3	18.5	16.1	215
220	17.6	17.2	16.7		19	18.1	17.1		20.2	19	17.7		21.5	19.8	18.2	16	220
225	17.3	16.9			18.5	17.7	17		19.7	18.6	17.4		20.9	19.4	18	15.9	225
230	16.9				18	17.4	16.8		19.3	18.3	17.2		20.4	19	17.7		230
235	16.7				17.6	17.2	16.6		18.9	17.9	17		19.8	18.7	17.4		235
240					17.3	16.9			18.4	17.6	16.8		19.4	18.4	17.2		240
245					17	16.7			18	17.3	16.7		19	18.1	17		245
250					16.7				17.6	17.1	16.6		18.6	17.7	16.9		250
255									17.3	16.9			18.3	17.4	16.7		255
260									17	16.7			17.8	17.2	16.6		260
265									16.6				17.5	17	16.5		265
270									13.7				17.2	16.8			270
275													16.9	16.6			275
280													16				280
285													11				285

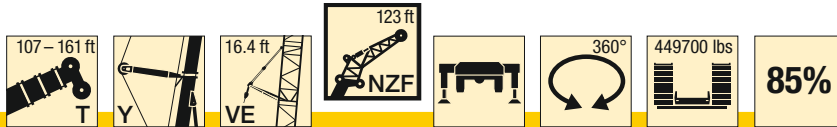
E

\* adapter - pièce d'adaptateur

t\_198\_004\_00801\_00\_000

# Lifting capacities Forces de levage

# TYVENZF 123 ft



E

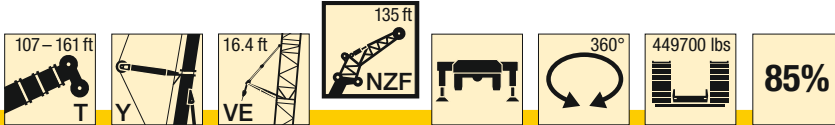
ft	107 ft + 25 ft*				125 ft + 25 ft*				143 ft + 25 ft*				161 ft + 25 ft*				ft
	123 ft				123 ft				123 ft				123 ft				
	0°	10°	20°	38°	0°	10°	20°	38°	0°	10°	20°	38°	0°	10°	20°	38°	
32	70.7																32
34	69.4																34
36	67.8				67.8												36
38	66.3				66.6				66								38
40	64.7				65.1				64.9								40
45	60.9				61.6				61.7				60.9				45
50	57.8				58.2				58.5				58.1				50
55	54.9	44.5			55.4				55.7				55.3				55
60	52	42.7			52.8	42.7			53.2	42.5			52.9				60
65	49.2	40.8			50.3	41			50.9	41.1			50.8	40.7			65
70	46.9	39.2			47.7	39.3			48.6	39.6			48.8	39.3			70
75	44.9	37.7	31.7		45.6	37.9			46.3	38.1			46.7	37.9			75
80	42.9	36.1	30.7		43.8	36.5	31.1		44.4	36.8	31.1		44.6	36.7			80
85	40.9	34.7	29.5		42	35.2	30.2		42.7	35.6	30.2		42.9	35.6	30.6		85
90	39	33.5	28.5		40.2	33.9	29.3		41.1	34.3	29.3		41.5	34.4	29.8		90
95	37.4	32.3	27.4		38.5	32.8	28.4		39.5	33.1	28.5		40	33.3	28.9		95
100	35.9	31.1	26.4		36.9	31.7	27.5		37.9	32.1	27.6		38.6	32.3	28.2		100
105	34.6	29.9	25.5		35.5	30.6	26.6		36.5	31.1	26.8		37.1	31.3	27.5		105
110	33.3	28.9	24.7	19.3	34.4	29.5	25.7	19.5	35.1	30.1	26		35.8	30.4	26.7		110
115	32	27.9	23.8	18.8	33.2	28.6	24.8	19	34	29.1	25.3	19.2	34.5	29.5	26	19.2	115
120	30.7	26.9	23.1	18.3	32	27.7	24	18.5	32.9	28.3	24.5	18.7	33.4	28.6	25.4	18.8	120
125	29.4	25.9	22.4	17.8	30.8	26.9	23.4	18.1	31.9	27.5	23.8	18.3	32.5	27.8	24.7	18.4	125
130	28.2	24.9	21.7	17.4	29.7	26	22.7	17.6	30.8	26.7	23.2	17.9	31.5	27.1	24.1	18	130
135	27.3	24	21	16.9	28.5	25.1	22	17.2	29.8	26	22.6	17.5	30.6	26.5	23.5	17.6	135
140	26.3	23.2	20.3	16.5	27.5	24.3	21.4	16.8	28.7	25.2	22	17.1	29.6	25.8	22.9	17.2	140
145	25.4	22.5	19.7	16.2	26.6	23.5	20.7	16.5	27.7	24.5	21.3	16.7	28.7	25.1	22.4	16.9	145
150	24.4	21.8	19.2	15.8	25.8	22.8	20.2	16.1	26.8	23.7	20.8	16.4	27.7	24.5	21.8	16.6	150
155	23.5	21.1	18.7	15.5	24.9	22.1	19.7	15.8	26	23	20.2	16	26.8	23.8	21.3	16.3	155
160	22.5	20.4	18.1	15.1	24.1	21.5	19.1	15.5	25.3	22.4	19.7	15.7	26	23.2	20.7	16	160
165	21.6	19.7	17.7	14.8	23.3	20.8	18.6	15.2	24.6	21.8	19.3	15.4	25.3	22.5	20.2	15.7	165
170	21	19.1	17.2	14.6	22.5	20.2	18.1	14.9	23.8	21.2	18.8	15.2	24.7	22	19.8	15.4	170
175	20.3	18.6	16.8	14.3	21.6	19.6	17.7	14.6	23.1	20.6	18.3	14.9	24	21.5	19.3	15.2	175
180	19.7	18.1	16.4	14.1	21	19	17.3	14.4	22.4	20	17.9	14.7	23.4	20.9	18.9	14.9	180
185	19	17.6	16	13.8	20.4	18.6	16.9	14.1	21.6	19.4	17.5	14.4	22.7	20.4	18.5	14.7	185
190	18.4	17.1	15.6	13.6	19.8	18.1	16.5	14	21	18.9	17.1	14.2	22.1	19.8	18.1	14.5	190
195	17.8	16.6	15.3	13.4	19.2	17.6	16.1	13.8	20.4	18.5	16.7	14	21.5	19.3	17.7	14.3	195
200	17.2	16.2	15	13.3	18.6	17.2	15.8	13.6	19.9	18.1	16.4	13.8	20.9	18.8	17.4	14.1	200
205	16.7	15.8	14.7	13.2	18	16.7	15.5	13.4	19.3	17.6	16.1	13.6	20.3	18.4	17	13.9	205
210	16.3	15.4	14.4		17.4	16.3	15.2	13.3	18.8	17.2	15.7	13.5	19.8	18	16.7	13.7	210
215	15.8	15	14.2		16.9	15.9	14.9	13.2	18.2	16.8	15.4	13.3	19.3	17.6	16.4	13.6	215
220	15.4	14.7	14		16.5	15.6	14.6		17.7	16.4	15.2	13.2	18.8	17.2	16.1	13.4	220
225	14.9	14.4	13.9		16.1	15.3	14.4		17.2	16	14.9	13.1	18.3	16.8	15.8	13.3	225
230	14.6	14.2	13.7		15.7	14.9	14.2		16.7	15.7	14.7		17.8	16.4	15.5	13.2	230
235	14.2	13.9			15.3	14.6	14		16.3	15.4	14.4		17.3	16	15.3	13.1	235
240	13.9	13.8			14.9	14.3	13.8		15.9	15.1	14.2		16.8	15.7	15.1		240
245	13.7				14.5	14.1	13.7		15.5	14.8	14		16.4	15.5	14.8		245
250					14.2	13.9			15.2	14.5	13.9		16.1	15.2	14.6		250
255					13.9	13.7			14.8	14.3	13.7		15.7	14.9	14.4		255
260					13.7				14.4	14.1	13.6		15.4	14.6	14.3		260
265									14.2	13.9			15	14.4	14.1		265
270									13.9	13.7			14.7	14.1	14		270
275									13.7				14.4	14	13.9		275
280									13.4				14.1	13.8			280
285													13.9	13.6			285
290													13.7	13.5			290
295													10.7				295

\* adapter · pièce d'adaptateur

t\_198\_004\_00901\_00\_000

# Lifting capacities Forces de levage

# TYVENZF 135 ft



ft	107 ft + 25 ft*				125 ft + 25 ft*				143 ft + 25 ft*				161 ft + 25 ft*				ft
	135 ft				135 ft				135 ft				135 ft				
	0°	10°	20°	38°	0°	10°	20°	38°	0°	10°	20°	38°	0°	10°	20°	38°	
34	62.1																34
36	60.8																36
38	59.5				60.3												38
40	58.2				59.3				58.8								40
45	54.9				56.2				56.2				55.4				45
50	51.9				53.2				53.4				52.9				50
55	49.4				50.5				50.7				50.5				55
60	46.9	38.3			48.2				48.5				48.2				60
65	44.4	36.7			46	36.8			46.4	36.7			46.2				65
70	42	35.1			43.7	35.3			44.4	35.3			44.4	35			70
75	40.2	33.7			41.5	33.9			42.3	34			42.6	33.8			75
80	38.5	32.4			39.9	32.6			40.3	32.8			40.8	32.6			80
85	36.8	31.1	27.2		38.3	31.4	27.3		38.8	31.6			39	31.5			85
90	35.1	29.9	26.3		36.7	30.2	26.4		37.4	30.5	26.4		37.6	30.5	26.2		90
95	33.5	28.8	25.4		35.1	29.1	25.6		36	29.4	25.6		36.4	29.5	25.5		95
100	32.1	27.8	24.4		33.5	28.2	24.8		34.6	28.5	24.9		35.1	28.5	24.8		100
105	30.9	26.7	23.5		32.3	27.2	24		33.2	27.6	24.2		33.9	27.6	24.2		105
110	29.7	25.7	22.7		31.1	26.3	23.2		32	26.7	23.5		32.6	26.8	23.5		110
115	28.6	24.8	21.9	16.5	30.1	25.3	22.5		30.7	25.9	22.8		31.4	26.1	22.9		115
120	27.5	24	21.2	16	29	24.5	21.7	16.2	29.8	25	22.1	16.3	30.3	25.3	22.3		120
125	26.4	23.1	20.4	15.6	27.9	23.8	21	15.7	28.9	24.2	21.5	15.8	29.4	24.5	21.7	15.9	125
130	25.2	22.3	19.8	15.1	26.9	23	20.3	15.3	27.9	23.6	20.9	15.5	28.5	23.8	21.2	15.5	130
135	24.1	21.4	19.2	14.7	25.8	22.3	19.8	14.9	27	22.9	20.3	15	27.7	23.1	20.6	15.2	135
140	23.3	20.6	18.6	14.3	24.8	21.6	19.2	14.5	26	22.3	19.7	14.7	26.8	22.6	20.1	14.9	140
145	22.5	19.9	17.9	13.9	23.9	20.8	18.6	14.2	25	21.6	19.2	14.4	26	22	19.6	14.5	145
150	21.7	19.3	17.3	13.6	23.1	20.2	18	13.8	24.1	21	18.7	14	25.1	21.4	19.1	14.2	150
155	20.9	18.6	16.9	13.2	22.4	19.5	17.5	13.5	23.3	20.3	18.1	13.7	24.3	20.8	18.6	13.9	155
160	20.1	18	16.4	12.9	21.6	18.9	17	13.2	22.7	19.7	17.6	13.4	23.5	20.2	18.1	13.6	160
165	19.3	17.4	15.9	12.6	20.9	18.3	16.5	12.9	22	19.2	17.1	13.1	22.8	19.7	17.6	13.3	165
170	18.5	16.8	15.4	12.3	20.2	17.8	16.1	12.6	21.4	18.6	16.7	12.8	22.1	19.1	17.1	13.1	170
175	17.9	16.2	15	12	19.5	17.2	15.7	12.3	20.7	18.1	16.3	12.6	21.5	18.6	16.7	12.8	175
180	17.3	15.7	14.6	11.8	18.8	16.6	15.2	12.1	20.1	17.6	15.9	12.3	21	18.2	16.4	12.6	180
185	16.7	15.3	14.2	11.5	18.1	16.1	14.8	11.9	19.4	17	15.5	12.1	20.4	17.7	16	12.3	185
190	16.2	14.8	13.9	11.3	17.6	15.7	14.5	11.6	18.8	16.5	15.1	11.9	19.9	17.2	15.6	12.1	190
195	15.6	14.4	13.5	11.2	17	15.2	14.1	11.4	18.2	16	14.7	11.7	19.3	16.8	15.2	11.9	195
200	15	14	13.2	11	16.5	14.8	13.8	11.3	17.7	15.6	14.4	11.5	18.7	16.3	14.9	11.7	200
205	14.5	13.5	12.9	10.8	16	14.4	13.5	11.1	17.2	15.2	14.1	11.3	18.2	15.8	14.5	11.5	205
210	14	13.2	12.6	10.7	15.4	14	13.1	10.9	16.7	14.8	13.8	11.1	17.7	15.4	14.2	11.3	210
215	13.6	12.9	12.3	10.6	14.9	13.6	12.9	10.8	16.2	14.4	13.5	11	17.2	15.1	14	11.2	215
220	13.2	12.5	12		14.4	13.2	12.6	10.6	15.7	14.1	13.2	10.8	16.8	14.7	13.7	11	220
225	12.8	12.2	11.8		14	12.9	12.4	10.5	15.2	13.7	12.9	10.7	16.3	14.4	13.4	10.9	225
230	12.5	11.9	11.6		13.6	12.7	12.1		14.7	13.3	12.6	10.6	15.9	14.1	13.1	10.8	230
235	12.1	11.6	11.4		13.2	12.4	11.9		14.2	13	12.4	10.5	15.4	13.7	12.8	10.6	235
240	11.8	11.4	11.3		12.8	12.1	11.7		13.8	12.7	12.2		15	13.3	12.6	10.5	240
245	11.5	11.2			12.4	11.8	11.5		13.5	12.5	12		14.5	13	12.4	10.5	245
250	11.2	11			12.1	11.6	11.3		13.1	12.2	11.7		14.1	12.8	12.2	10.4	250
255	11				11.8	11.4	11.2		12.8	11.9	11.6		13.7	12.5	12		255
260					11.5	11.2			12.4	11.7	11.4		13.4	12.3	11.8		260
265					11.3	11			12.1	11.5	11.3		13.1	12	11.6		265
270					11				11.8	11.3	11.2		12.8	11.8	11.5		270
275					10.8				11.5	11.1			12.5	11.5	11.3		275
280									11.3	11			12.2	11.4	11.2		280
285									11.1	10.9			11.9	11.2	11.1		285
290									10.9				11.6	11			290
295													11.4	10.9			295
300													11.2	10.8			300
305													9.6				305

\* adapter · pièce d'adaptateur

t\_198\_004\_01001\_00\_000

E

# Lifting capacities Forces de levage

# TYVENZF 146 ft



E

ft	107 ft + 25 ft*				125 ft + 25 ft*				143 ft + 25 ft*				161 ft + 25 ft*				ft
	146 ft				146 ft				146 ft				146 ft				
	0°	10°	20°	38°	0°	10°	20°	38°	0°	10°	20°	38°	0°	10°	20°	38°	
36	55.6																36
38	54.5																38
40	53.3				53.4												40
45	50.4				50.8				50.6				49.7				45
50	47.6				48.2				48.2				47.6				50
55	45.3				45.7				45.9				45.5				55
60	43.2				43.5				43.7				43.4				60
65	41.1	33.3			41.6				41.9				41.6				65
70	39	31.9			39.7	31.9			40.1	31.8			40				70
75	37	30.5			37.8	30.6			38.4	30.6			38.4	30.8			75
80	35.5	29.3			36	29.4			36.6	29.4			36.8	29.7			80
85	34	28.2			34.6	28.3			35	28.4			35.2	28.7			85
90	32.5	27	23.7		33.3	27.3	23.7		33.7	27.4			33.8	27.8			90
95	31	26	22.9		31.9	26.2	23		32.5	26.5	22.9		32.6	26.9	22.7		95
100	29.7	25	22.1		30.6	25.3	22.2		31.2	25.5	22.2		31.5	25.9	22.1		100
105	28.4	24.1	21.3		29.3	24.4	21.5		30	24.7	21.6		30.4	25.1	21.5		105
110	27.4	23.2	20.6		28.1	23.6	20.9		28.8	23.9	21		29.3	24.3	20.9		110
115	26.4	22.3	19.9		27.1	22.8	20.2		27.7	23.1	20.3		28.2	23.6	20.3		115
120	25.4	21.5	19.2		26.2	22	19.5		26.7	22.4	19.7		27.2	22.9	19.8		120
125	24.4	20.8	18.5	13.8	25.3	21.2	18.9		25.9	21.6	19.2		26.2	22.2	19.3		125
130	23.4	20.1	17.8	13.4	24.4	20.6	18.3	13.5	25	20.9	18.6	13.6	25.4	21.4	18.8		130
135	22.4	19.4	17.2	13	23.5	20	17.7	13.2	24.2	20.3	18.1	13.3	24.7	20.8	18.3	13.3	135
140	21.4	18.7	16.7	12.6	22.6	19.3	17.1	12.8	23.4	19.8	17.6	12.9	24	20.3	17.8	13	140
145	20.7	18	16.1	12.2	21.7	18.7	16.6	12.4	22.6	19.2	17.1	12.6	23.2	19.7	17.3	12.7	145
150	20	17.3	15.5	11.9	20.8	18.1	16.1	12.1	21.8	18.6	16.6	12.3	22.5	19.2	16.9	12.3	150
155	19.3	16.7	15	11.6	20.1	17.4	15.6	11.8	21	18.1	16.1	11.9	21.7	18.7	16.5	12.1	155
160	18.6	16.1	14.5	11.3	19.5	16.9	15.1	11.5	20.2	17.5	15.6	11.6	21	18.1	16	11.8	160
165	17.8	15.6	14.1	10.9	18.9	16.3	14.6	11.2	19.6	17	15.2	11.4	20.3	17.6	15.6	11.6	165
170	17.1	15	13.7	10.7	18.3	15.8	14.2	10.9	19	16.5	14.7	11.1	19.6	17.1	15.2	11.3	170
175	16.4	14.5	13.2	10.4	17.7	15.3	13.8	10.7	18.5	16	14.3	10.8	19	16.6	14.8	11	175
180	15.8	14	12.8	10.1	17	14.8	13.4	10.4	18	15.5	13.9	10.6	18.5	16.1	14.4	10.8	180
185	15.3	13.5	12.5	9.9	16.4	14.3	13	10.2	17.4	15.1	13.6	10.4	18	15.7	14	10.5	185
190	14.7	13.1	12.1	9.7	15.8	13.8	12.6	9.9	16.9	14.6	13.2	10.2	17.5	15.3	13.6	10.4	190
195	14.2	12.7	11.8	9.5	15.3	13.4	12.3	9.7	16.3	14.2	12.8	10	17	14.9	13.3	10.1	195
200	13.7	12.3	11.5	9.3	14.8	13	12	9.5	15.8	13.7	12.5	9.8	16.6	14.5	13	9.9	200
205	13.2	11.9	11.1	9.1	14.3	12.6	11.7	9.3	15.3	13.3	12.2	9.6	16.1	14.1	12.7	9.8	205
210	12.6	11.5	10.8	9	13.9	12.3	11.4	9.2	14.8	12.9	11.9	9.4	15.6	13.7	12.3	9.6	210
215	12.2	11.1	10.6	8.8	13.4	11.9	11.1	9	14.4	12.6	11.6	9.2	15.1	13.3	12	9.4	215
220	11.8	10.8	10.3	8.7	13	11.6	10.8	8.9	14	12.3	11.4	9.1	14.7	13	11.8	9.3	220
225	11.4	10.5	10.1	8.6	12.5	11.2	10.6	8.8	13.6	11.9	11.1	9	14.3	12.7	11.5	9.1	225
230	11	10.3	9.8		12.1	10.9	10.3	8.7	13.1	11.6	10.8	8.8	13.9	12.4	11.3	9	230
235	10.7	10	9.6		11.7	10.6	10.1	8.6	12.7	11.3	10.6	8.7	13.5	12	11	8.9	235
240	10.3	9.7	9.5		11.4	10.4	9.9		12.3	10.9	10.4	8.6	13.1	11.7	10.8	8.8	240
245	10	9.5	9.3		11	10.1	9.7		11.9	10.7	10.2	8.6	12.8	11.4	10.5	8.7	245
250	9.7	9.3	9.1		10.7	9.8	9.5		11.5	10.4	10	8.5	12.4	11.1	10.3	8.6	250
255	9.4	9.1			10.4	9.6	9.4		11.2	10.2	9.8		12	10.8	10.2	8.5	255
260	9.2	8.9			10.1	9.4	9.2		10.9	9.9	9.6		11.6	10.6	10	8.4	260
265	9				9.8	9.2	9.1		10.6	9.7	9.4		11.3	10.4	9.8		265
270					9.5	9.1			10.3	9.5	9.3		11.1	10.1	9.6		270
275					9.3	8.9			10	9.3	9.2		10.8	9.9	9.4		275
280					9.1	8.8			9.7	9.1	9		10.5	9.7	9.3		280
285					8.9				9.5	9			10.2	9.4	9.2		285
290									9.3	8.9			9.9	9.3	9.1		290
295									9.1	8.8			9.7	9.1	9		295
300									8.9				9.5	9			300
305													9.3	8.9			305
310													9.1	8.8			310
315													8.5				315

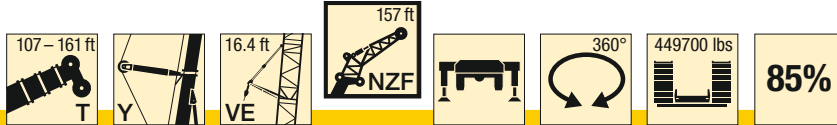
\* adapter - pièce d'adaptateur

t\_198\_004\_01101\_00\_000



# Lifting capacities Forces de levage

# TYVENZF 157 ft



ft	107 ft + 25 ft*				125 ft + 25 ft*				143 ft + 25 ft*				161 ft + 25 ft*				ft
	157 ft				157 ft				157 ft				157 ft				
	0°	10°	20°	38°	0°	10°	20°	38°	0°	10°	20°	38°	0°	10°	20°	38°	
36	49.6																36
38	48.9																38
40	47.9				47.6												40
45	45.5				45.7				45.5								45
50	43				43.5				43.4				42.7				50
55	40.9				41.2				41.3				40.9				55
60	39				39.2				39.3				39				60
65	37.1				37.5				37.6				37.3				65
70	35.3	29.5			35.8	29.6			36				35.8				70
75	33.4	28.2			34.1	28.5			34.5	28.4			34.4	27.9			75
80	32	27			32.4	27.3			32.9	27.4			33.1	27.1			80
85	30.6	25.9			31.1	26.3			31.4	26.3			31.7	26.2			85
90	29.4	24.8			29.8	25.3			30.1	25.4			30.3	25.3			90
95	28	23.7	20.4		28.7	24.4			29	24.5			29.2	24.4			95
100	26.8	22.8	19.7		27.5	23.4	19.7		28	23.7	19.7		28.1	23.6			100
105	25.6	22	19		26.3	22.6	19.1		26.9	22.8	19.1		27.2	22.8	19		105
110	24.4	21.1	18.4		25.2	21.8	18.4		25.8	22	18.4		26.2	22.1	18.4		110
115	23.6	20.2	17.7		24.1	21	17.9		24.8	21.3	17.9		25.2	21.3	17.9		115
120	22.7	19.4	17.1		23.3	20.3	17.3		23.8	20.6	17.4		24.3	20.7	17.4		120
125	21.9	18.8	16.5		22.5	19.6	16.7		22.9	19.9	16.8		23.3	20.1	16.9		125
130	21	18.1	15.8		21.7	18.9	16.2		22.2	19.2	16.3		22.4	19.5	16.4		130
135	20.1	17.5	15.2	11.3	20.9	18.3	15.6	11.4	21.5	18.6	15.9		21.8	18.8	15.9		135
140	19.3	16.9	14.7	10.9	20.2	17.7	15.1	11	20.8	18	15.4	11.1	21.1	18.2	15.5	11.1	140
145	18.4	16.2	14.2	10.5	19.4	17.2	14.6	10.7	20.1	17.5	15	10.8	20.5	17.7	15.1	10.8	145
150	17.7	15.6	13.7	10.2	18.6	16.6	14.1	10.3	19.4	17	14.5	10.5	19.9	17.2	14.7	10.5	150
155	17.1	15	13.2	9.9	17.8	16.1	13.7	10	18.6	16.5	14.1	10.2	19.2	16.8	14.3	10.2	155
160	16.5	14.5	12.7	9.6	17.2	15.5	13.2	9.7	17.9	16	13.7	9.9	18.5	16.3	13.9	10	160
165	15.9	14	12.3	9.3	16.6	15	12.8	9.5	17.2	15.5	13.3	9.6	17.9	15.8	13.5	9.7	165
170	15.3	13.5	11.9	9	16.1	14.5	12.3	9.2	16.7	15	12.8	9.4	17.3	15.4	13.1	9.5	170
175	14.7	13	11.5	8.7	15.6	14	11.9	9	16.2	14.5	12.4	9.1	16.7	15	12.8	9.2	175
180	14.1	12.4	11.1	8.5	15	13.6	11.6	8.7	15.7	14.1	12	8.9	16.1	14.5	12.4	9	180
185	13.5	11.9	10.7	8.3	14.5	13.1	11.2	8.5	15.2	13.7	11.7	8.7	15.7	14.1	12	8.8	185
190	13	11.5	10.4	8.1	14	12.7	10.9	8.3	14.7	13.3	11.3	8.5	15.2	13.7	11.7	8.6	190
195	12.5	11.1	10	7.9	13.4	12.2	10.5	8.2	14.3	12.9	11	8.3	14.8	13.3	11.4	8.5	195
200	12.1	10.7	9.7	7.8	12.9	11.7	10.2	8	13.8	12.4	10.7	8.1	14.4	13	11.1	8.3	200
205	11.6	10.4	9.5	7.6	12.5	11.4	9.9	7.8	13.3	12	10.4	8	13.9	12.6	10.8	8.1	205
210	11.2	10	9.2	7.5	12.1	11	9.6	7.7	12.8	11.6	10.1	7.8	13.5	12.2	10.5	8	210
215	10.8	9.6	8.9	7.3	11.7	10.7	9.4	7.5	12.4	11.3	9.8	7.7	13.1	11.9	10.2	7.8	215
220	10.3	9.3	8.7	7.2	11.3	10.3	9.2	7.4	12.1	11	9.6	7.5	12.6	11.5	9.9	7.7	220
225	9.9	9	8.5	7.1	10.9	10	8.9	7.2	11.7	10.6	9.3	7.4	12.2	11.2	9.7	7.6	225
230	9.5	8.7	8.3	7	10.5	9.7	8.7	7.1	11.3	10.3	9.1	7.3	11.9	10.9	9.5	7.4	230
235	9.2	8.5	8.1	6.9	10.1	9.3	8.4	7	10.9	10	8.9	7.2	11.5	10.6	9.2	7.3	235
240	8.9	8.3	7.9		9.7	9	8.3	6.9	10.6	9.7	8.7	7.1	11.2	10.3	9	7.2	240
245	8.6	8	7.7		9.4	8.8	8.1	6.9	10.2	9.4	8.4	7	10.9	10	8.8	7.1	245
250	8.4	7.8	7.6		9.1	8.6	7.9	6.8	9.8	9.1	8.3	6.9	10.6	9.7	8.6	7	250
255	8.1	7.6	7.5		8.8	8.4	7.8		9.5	8.9	8.1	6.8	10.2	9.5	8.4	6.9	255
260	7.8	7.5	7.4		8.6	8.2	7.6		9.2	8.7	8	6.7	9.9	9.2	8.3	6.8	260
265	7.6	7.3	7.3		8.3	8	7.5		9	8.5	7.8		9.6	8.9	8.1	6.8	265
270	7.5	7.2			8	7.8	7.4		8.7	8.3	7.7		9.2	8.7	8	6.7	270
275	7.3				7.8	7.6	7.3		8.5	8.1	7.6		9	8.5	7.8		275
280	7.2				7.6	7.5	7.2		8.2	7.9	7.4		8.8	8.4	7.7		280
285					7.5	7.4			8	7.7	7.3		8.6	8.2	7.6		285
290					7.3	7.3			7.8	7.6	7.3		8.4	8	7.5		290
295					7.1				7.6	7.5	7.2		8.1	7.8	7.4		295
300									7.4	7.3			7.9	7.7	7.3		300
305									7.3	7.2			7.7	7.6	7.2		305
310									7.1				7.5	7.4	7.1		310
315													7.4	7.3			315
320													7.3	7.2			320
325													7				325

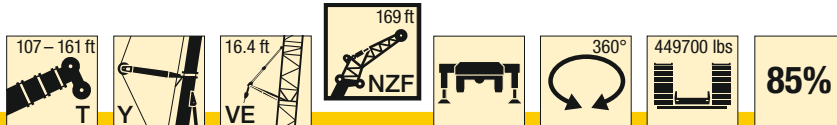
\* adapter · pièce d'adaptateur

t\_198\_004\_01201\_00\_000

E

# Lifting capacities Forces de levage

# TYVENZF 169 ft



E

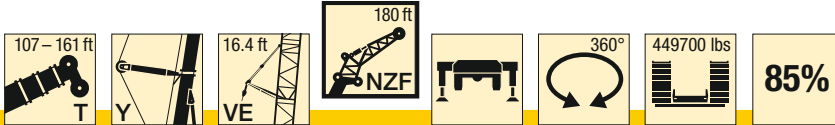
ft	107 ft + 25 ft*				125 ft + 25 ft*				143 ft + 25 ft*				161 ft + 25 ft*				ft
	169 ft				169 ft				169 ft				169 ft				
	0°	10°	20°	38°	0°	10°	20°	38°	0°	10°	20°	38°	0°	10°	20°	38°	
38	43.9																38
40	43.2																40
45	41.2				41.3				40.7								45
50	39.1				39.4				39.1				38.4				50
55	37.1				37.4				37.3				36.9				55
60	35.4				35.6				35.6				35.3				60
65	33.8				34				34				33.7				65
70	32.2	27			32.5				32.6				32.3				70
75	30.6	25.9			31.1	25.9			31.3				31.1				75
80	29.1	24.9			29.6	24.9			29.9	24.8			29.9	24.6			80
85	27.9	23.8			28.3	23.9			28.6	23.9			28.7	23.7			85
90	26.7	22.9			27.1	23			27.3	23			27.5	22.9			90
95	25.6	22			26.1	22.2			26.3	22.2			26.4	22.1			95
100	24.5	21.1	17.9		25	21.3			25.3	21.5			25.3	21.3			100
105	23.4	20.3	17.3		24	20.5	17.3		24.4	20.7	17.2		24.5	20.7			105
110	22.3	19.6	16.7		23	19.8	16.7		23.5	19.9	16.7		23.7	20	16.5		110
115	21.3	18.9	16.1		22	19.1	16.1		22.5	19.3	16.1		22.8	19.3	16		115
120	20.6	18.2	15.5		21.1	18.4	15.6		21.6	18.6	15.7		22	18.7	15.6		120
125	19.9	17.5	15		20.3	17.8	15.1		20.8	18	15.2		21.1	18.1	15.1		125
130	19.1	16.8	14.4		19.7	17.2	14.6		20	17.4	14.7		20.3	17.6	14.7		130
135	18.4	16.2	13.9		19	16.5	14.1		19.4	16.8	14.3		19.6	17	14.2		135
140	17.6	15.7	13.4	9.7	18.3	16	13.7		18.8	16.2	13.8		19	16.5	13.8		140
145	16.9	15.1	12.8	9.4	17.6	15.5	13.2	9.5	18.1	15.7	13.4		18.4	15.9	13.4		145
150	16.1	14.6	12.4	9.1	16.9	15	12.8	9.2	17.5	15.3	13	9.3	17.8	15.4	13.1	9.3	150
155	15.5	14	12	8.8	16.2	14.5	12.3	8.9	16.9	14.8	12.6	9	17.3	15	12.7	9.1	155
160	14.9	13.5	11.5	8.5	15.6	14	11.9	8.7	16.3	14.4	12.2	8.8	16.7	14.6	12.4	8.8	160
165	14.3	13	11.1	8.3	15	13.6	11.5	8.4	15.6	13.9	11.8	8.5	16.1	14.2	12	8.6	165
170	13.8	12.5	10.7	8.1	14.4	13.1	11.1	8.2	15	13.5	11.5	8.3	15.6	13.8	11.7	8.4	170
175	13.3	12	10.3	7.8	14	12.6	10.7	8	14.5	13.1	11.1	8.1	15	13.4	11.4	8.2	175
180	12.8	11.6	10	7.6	13.5	12.2	10.3	7.8	14	12.6	10.8	7.9	14.4	13	11.1	8	180
185	12.3	11.1	9.6	7.4	13.1	11.8	10	7.6	13.6	12.2	10.4	7.7	14	12.6	10.7	7.8	185
190	11.8	10.7	9.3	7.2	12.6	11.4	9.7	7.4	13.2	11.9	10.1	7.5	13.5	12.2	10.4	7.6	190
195	11.3	10.3	9	7	12.2	11	9.4	7.2	12.7	11.5	9.8	7.3	13.1	11.8	10.1	7.5	195
200	10.9	9.8	8.7	6.9	11.7	10.6	9.1	7	12.3	11.1	9.5	7.2	12.7	11.5	9.8	7.3	200
205	10.5	9.5	8.4	6.7	11.3	10.2	8.8	6.9	11.9	10.8	9.2	7	12.4	11.2	9.5	7.1	205
210	10.1	9.2	8.2	6.5	10.9	9.8	8.6	6.7	11.5	10.4	9	6.8	12	10.9	9.3	7	210
215	9.7	9	8	6.4	10.5	9.5	8.3	6.6	11.1	10.1	8.7	6.7	11.6	10.6	9	6.8	215
220	9.3	8.7	7.8	6.3	10.1	9.2	8.1	6.4	10.7	9.7	8.4	6.6	11.2	10.2	8.8	6.7	220
225	9	8.4	7.5	6.1	9.8	8.9	7.9	6.3	10.3	9.4	8.2	6.5	10.8	9.9	8.6	6.6	225
230	8.6	8.1	7.3	6	9.4	8.7	7.7	6.2	10	9.2	8	6.3	10.5	9.6	8.3	6.4	230
235	8.2	7.8	7.1	5.9	9.1	8.4	7.5	6.1	9.7	8.9	7.8	6.2	10.1	9.3	8.1	6.3	235
240	7.9	7.6	7	5.8	8.8	8.1	7.3	5.9	9.4	8.7	7.6	6.1	9.9	9.1	7.9	6.2	240
245	7.7	7.4	6.8	5.7	8.4	7.9	7.1	5.8	9.1	8.4	7.4	6	9.6	8.9	7.8	6.1	245
250	7.5	7.2	6.6	5.6	8.1	7.6	7	5.8	8.8	8.2	7.3	5.9	9.3	8.6	7.6	6	250
255	7.2	7	6.5		7.8	7.4	6.8	5.7	8.5	7.9	7.1	5.8	9.1	8.4	7.4	5.9	255
260	7	6.8	6.3		7.6	7.3	6.7	5.6	8.2	7.7	7	5.7	8.8	8.2	7.3	5.8	260
265	6.8	6.6	6.2		7.4	7.1	6.5		7.9	7.5	6.8	5.7	8.5	8	7.1	5.7	265
270	6.5	6.4	6.1		7.1	6.9	6.4		7.7	7.3	6.7	5.6	8.3	7.7	7	5.7	270
275	6.4	6.3	6.1		6.9	6.7	6.3		7.5	7.1	6.6		8	7.5	6.8	5.6	275
280	6.2	6.2			6.7	6.5	6.2		7.3	7	6.4		7.8	7.3	6.7	5.5	280
285	6.1	6.1			6.5	6.4	6.1		7.1	6.8	6.3		7.5	7.2	6.6		285
290	5.9				6.3	6.3	6		6.9	6.6	6.2		7.4	7	6.5		290
295					6.2	6.2			6.7	6.5	6.1		7.2	6.9	6.3		295
300					6.1	6.1			6.5	6.4	6		7	6.7	6.2		300
305					5.9				6.3	6.2	6		6.8	6.6	6.1		305
310									6.2	6.1			6.6	6.4	6.1		310
315									6.1	6			6.4	6.3	6		315
320									5.9				6.3	6.2	5.9		320
325													6.1	6.1			325
330													6	6			330
335													5.9	5.9			335

\* adapter · pièce d'adaptateur

t\_198\_004\_01301\_00\_000

# Lifting capacities Forces de levage

# TYVENZF 180 ft



ft	107 ft + 25 ft*				125 ft + 25 ft*				143 ft + 25 ft*				161 ft + 25 ft*				ft
	180 ft				180 ft				180 ft				180 ft				
	0°	10°	20°	38°	0°	10°	20°	38°	0°	10°	20°	38°	0°	10°	20°	38°	
40	38.9																40
45	37.1				37.2												45
50	35.3				35.5				35.2								50
55	33.5				33.8				33.7				33.1				55
60	32				32.2				32.1				31.7				60
65	30.5				30.6				30.7				30.3				65
70	29.1				29.3				29.3				29				70
75	27.7	23.3			28				28.1				27.9				75
80	26.3	22.4			26.8	22.4			27	22.1			26.8				80
85	25.1	21.4			25.5	21.5			25.8	21.4			25.8	21.2			85
90	24	20.5			24.3	20.6			24.6	20.6			24.7	20.4			90
95	23	19.7			23.3	19.8			23.5	19.9			23.7	19.7			95
100	22	18.9			22.4	19.1			22.6	19.1			22.7	19			100
105	21.1	18.2	15.3		21.5	18.4			21.8	18.4			21.8	18.3			105
110	20.1	17.4	14.7		20.6	17.6	14.7		20.9	17.8	14.6		21.1	17.7			110
115	19.2	16.8	14.2		19.7	16.9	14.2		20.1	17.1	14.2		20.3	17.1	14		115
120	18.3	16.2	13.7		18.8	16.3	13.7		19.3	16.5	13.7		19.6	16.5	13.6		120
125	17.7	15.5	13.2		18	15.8	13.2		18.5	15.9	13.3		18.8	15.9	13.1		125
130	17	14.9	12.7		17.4	15.2	12.8		17.7	15.4	12.8		18.1	15.4	12.7		130
135	16.4	14.3	12.2		16.8	14.6	12.3		17.1	14.8	12.4		17.3	14.9	12.3		135
140	15.7	13.8	11.8		16.2	14	11.9		16.5	14.3	12		16.7	14.4	11.9		140
145	15	13.3	11.3		15.5	13.5	11.5		15.9	13.8	11.6		16.2	14	11.6		145
150	14.4	12.8	10.9	7.9	14.9	13.1	11.1		15.4	13.3	11.2		15.6	13.5	11.2		150
155	13.7	12.4	10.4	7.6	14.3	12.7	10.7	7.7	14.8	12.9	10.9	7.7	15.1	13	10.9		155
160	13.1	11.9	10.1	7.4	13.7	12.2	10.3	7.5	14.3	12.5	10.5	7.5	14.6	12.6	10.6	7.6	160
165	12.6	11.4	9.7	7.1	13.1	11.8	10	7.2	13.7	12.1	10.2	7.3	14.1	12.2	10.2	7.3	165
170	12.1	11	9.3	6.9	12.6	11.4	9.6	7	13.1	11.7	9.9	7.1	13.6	11.9	9.9	7.1	170
175	11.6	10.5	9	6.6	12.1	11	9.3	6.8	12.6	11.3	9.6	6.9	13.1	11.5	9.6	6.9	175
180	11.2	10.1	8.6	6.4	11.7	10.5	9	6.6	12.1	10.9	9.3	6.7	12.6	11.1	9.3	6.7	180
185	10.7	9.8	8.3	6.1	11.3	10.2	8.7	6.3	11.7	10.5	9	6.5	12.1	10.8	9.1	6.6	185
190	10.3	9.4	8	5.9	10.9	9.8	8.4	6.1	11.3	10.1	8.7	6.3	11.7	10.4	8.8	6.4	190
195	9.8	9	7.8	5.6	10.5	9.5	8.1	5.9	10.9	9.8	8.4	6.1	11.2	10	8.5	6.2	195
200	9.4	8.6	7.5	5.4	10.1	9.2	7.8	5.7	10.6	9.5	8.1	5.9	10.9	9.7	8.3	6	200
205	9	8.3	7.2	5.2	9.7	8.9	7.6	5.5	10.2	9.2	7.9	5.7	10.5	9.4	8	5.8	205
210	8.7	8	7	5	9.3	8.5	7.4	5.3	9.8	8.9	7.7	5.5	10.2	9.2	7.8	5.6	210
215	8.4	7.7	6.8	4.9	8.9	8.2	7.1	5.1	9.5	8.6	7.4	5.3	9.8	8.9	7.6	5.4	215
220	8.1	7.4	6.6	4.7	8.5	7.9	6.9	5	9.1	8.3	7.2	5.1	9.5	8.6	7.4	5.3	220
225	7.8	7.2	6.4	4.6	8.2	7.6	6.7	4.8	8.7	8	7	5	9.2	8.4	7.1	5.1	225
230	7.5	6.9	6.2	4.4	8	7.4	6.5	4.7	8.4	7.8	6.7	4.8	8.8	8.1	6.9	5	230
235	7.2	6.7	6	4.3	7.7	7.2	6.3	4.5	8.1	7.5	6.6	4.7	8.5	7.8	6.7	4.8	235
240	6.9	6.5	5.8	4.2	7.4	6.9	6.1	4.4	7.8	7.3	6.4	4.5	8.2	7.6	6.5	4.7	240
245	6.5	6.2	5.6	4.1	7.1	6.7	5.9	4.3	7.6	7.1	6.2	4.4	7.9	7.3	6.4	4.5	245
250	6.3	6	5.5	4	6.9	6.5	5.8	4.2	7.3	6.9	6	4.3	7.7	7.1	6.2	4.4	250
255	6.1	5.9	5.3	3.9	6.6	6.2	5.6	4.1	7.1	6.6	5.8	4.2	7.4	6.9	6	4.2	255
260	5.9	5.7	5.2	3.9	6.3	6	5.4	4	6.8	6.4	5.7	4.1	7.2	6.7	5.9	4.1	260
265	5.7	5.5	5		6.1	5.9	5.3	3.9	6.5	6.2	5.5	4	6.9	6.5	5.7	4	265
270	5.4	5.3	4.9		5.9	5.7	5.2	3.9	6.3	6	5.4	3.9	6.7	6.3	5.5	4	270
275	5.2	5.1	4.8		5.7	5.5	5		6	5.8	5.2	3.9	6.5	6.1	5.4	3.9	275
280	5	5	4.7		5.5	5.3	4.9		5.8	5.6	5.1	3.8	6.2	5.9	5.3	3.8	280
285	4.8	4.9	4.6		5.3	5.2	4.8		5.7	5.5	5		6	5.7	5.1	3.8	285
290	4.7	4.7			5.1	5	4.7		5.5	5.3	4.9		5.7	5.6	5		290
295	4.6	4.6			4.9	4.9	4.6		5.3	5.2	4.7		5.6	5.4	4.9		295
300	4.4				4.7	4.7	4.5		5.1	5	4.6		5.4	5.3	4.8		300
305					4.6	4.6			4.9	4.9	4.5		5.2	5.1	4.7		305
310					4.5	4.5			4.7	4.7	4.5		5.1	5	4.6		310
315					4.3				4.6	4.6	4.4		4.9	4.8	4.5		315
320					4.3				4.5	4.5			4.7	4.7	4.4		320
325									4.4	4.4			4.6	4.6	4.3		325
330									4.2	4.3			4.4	4.5	4.3		330
335													4.3	4.4			335
340													4.2	4.3			340
345														4.2			345

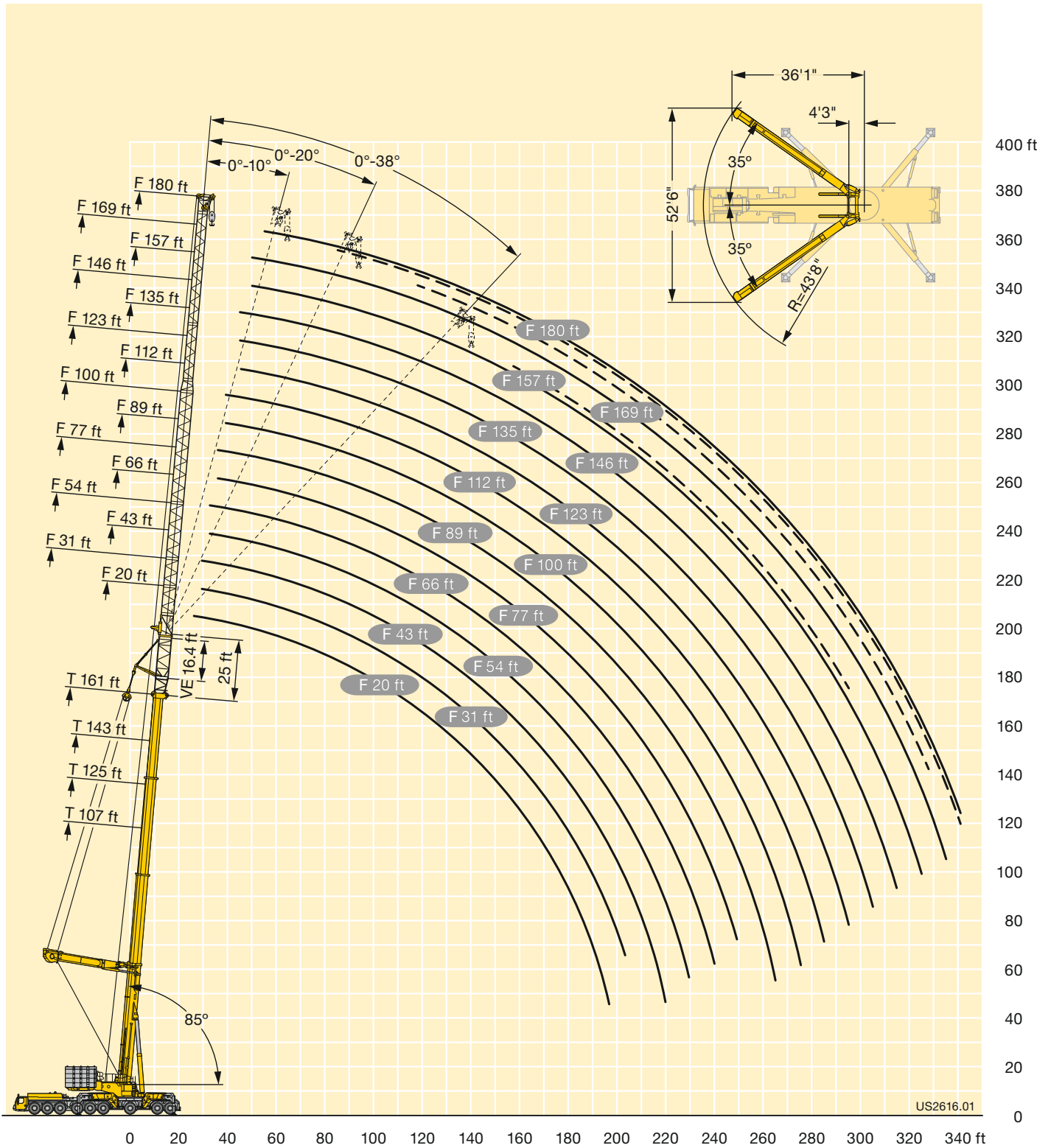
\* adapter · pièce d'adaptateur

t\_198\_004\_01401\_00\_000

E

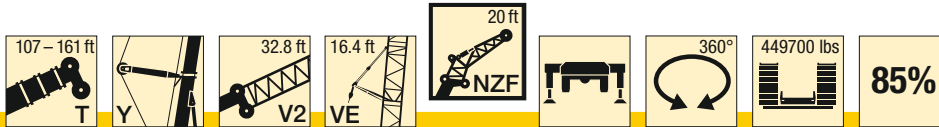
# Lifting heights Hauteurs de levage

**TYVENZF**



# Lifting capacities Forces de levage

# TYV2ENZF 20 ft



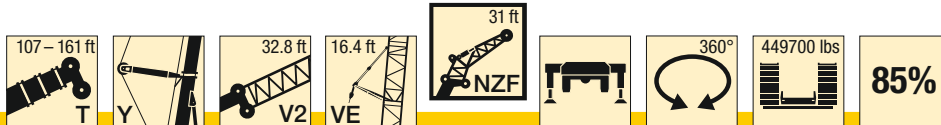
ft	107 ft + 58 ft*				125 ft + 58 ft*				143 ft + 58 ft*				161 ft + 58 ft*				ft
	20 ft				20 ft				20 ft				20 ft				
	0°	10°	20°	38°	0°	10°	20°	38°	0°	10°	20°	38°	0°	10°	20°	38°	
22	237.8																22
24	236.1																24
26	234.2	205.9			234.5												26
28	232.2	203	160.7		232.6	205.2			231.2								28
30	230.2	199.8	158.8		230.7	203			229.9				226.6				30
32	228.3	196.7	156.9		228.8	200.5	158.9		228.2	201.8			226.7				32
34	226.3	193.5	155	120.2	227	197.6	157.2		226.6	199.9	159		225.3	200.7			34
36	224.4	190.3	153.1	119.3	225.2	194.7	155.4	120.2	225	198	157.4		223.9	199	159.1		36
38	222.4	187.2	151.2	118	223.5	191.8	153.7	119.2	223.3	195.7	155.8	119.9	222.5	197.2	157.6		38
40	220.5	184	149.3	116.7	221.8	188.9	152	118	221.7	193	154.2	118.8	221.1	195.5	156.1	119.5	40
45	215.6	176.1	144.5	113.6	217.6	181.7	147.6	115	217.8	186.4	150.2	116	215.5	190.4	152.5	116.9	45
50	209.6	168.2	140.5	110.8	213.4	174.5	143.3	112.3	214.1	179.8	146.2	113.5	206.8	184.3	148.8	114.5	50
55	203.2	161.8	136.9	108.1	208.1	167.4	140	109.8	210.3	173.3	142.5	111.2	198.1	178.2	145.1	112.2	55
60	196.2	156.8	133.2	105.7	202.3	161.7	136.6	107.4	205.3	166.6	139.5	108.9	189.4	172.1	141.9	110.2	60
65	187.9	151.8	129.6	103.3	196.5	157.1	133.3	105.3	199.4	161.6	136.4	106.8	179.8	166	139.1	108.1	65
70	179.6	146.8	125.9	101.3	189.7	152.6	130	103.2	193.4	157.4	133.4	104.9	169.5	161.5	136.2	106.3	70
75	171.4	142.1	123.7	99.3	182.2	148.1	126.7	101.3	185.1	153.3	130.3	103	159.1	157.3	133.4	104.5	75
80	164.1	138.2	121.5	97.3	174.6	143.5	124.3	99.6	172.9	149.1	127.3	101.2	148.7	150	130.6	102.8	80
85	158.1	134.3	118.8	95.7	166.4	139.9	122.3	97.8	161.1	145	124.8	99.6	139.3	142.6	127.8	101.1	85
90	152.7	130.4	115.6	94.1	156	136.4	120.2	96.3	150.6	141.3	123	98.1	131.2	135.2	125.1	99.7	90
95	146.8	126.5	112.1	92.6	146.2	132.8	117.3	94.9	141.2	137.8	120.7	96.6	124.5	127.9	122.7	98.3	95
100	139.2	123.8	108.8	91.3	137.2	129.3	114.2	93.6	132.4	133.1	118.1	95.3	117.9	120.5	119	96.9	100
105	130.6	121.4	106.1	90.1	128.9	125.7	111.1	92.2	124.3	125.7	115.3	94.1	111.4	113.2	114.4	95.7	105
110	122.6	118	103.6	88.9	121.3	121.7	108.1	91.2	117.1	118.3	112.5	92.9	104.8	106.2	108.6	94.5	110
115	114.9	114.4	101	88	114.3	115.4	105.7	90.1	110.4	111.4	109.7	91.6	98.3	100.3	102.8	93.4	115
120	107.8	108.7	98.5	87.1	107.7	108.8	103.4	89.1	104.1	105.1	105.4	90.7	91.9	95.2	97	92.3	120
125	101.3	102.2	96.5	86.4	101.8	102.8	100.9	88.2	98.2	99.3	100.2	89.8	87.5	90.2	91.2	89.9	125
130	95.3	96	94.6		96.2	97.1	97.8	87.5	92.8	93.8	94.6	88.9	83.3	85.3	86.2	86.7	130
135	89.7	90.4	90.9		90.8	91.6	92.2	86.8	87.8	88.7	89.4	88.1	79	80.3	81.7	82.8	135
140	84.5	85.2	85.7		85.6	86.4	86.9		83.1	83.9	84.7	85.5	74.7	75.7	77.5	78.9	140
145	79.6	80.3	80.7		80.8	81.5	82		78.7	79.4	80.2	81.1	70.5	71.6	73.4	75	145
150	75.1	75.7	76.1		76.3	77	77.5		74.5	75.2	75.9		66.3	68.1	69.2	71	150
155	70.9	71.4	71.7		72.1	72.7	73.2		70.6	71.3	71.9		62.6	64.6	65.3	67.1	155
160	66.9	67.4			68.2	68.7	69.1		66.9	67.6	68.1		59.6	61.1	61.8		160
165	63.2	63.6			64.5	65	65.3		63.3	63.9	64.4		56.7	57.7	58.8		165
170	57.3	58.7			61	61.5	61.7		59.9	60.4	60.8		53.7	54.3	55.7		170
175	44.2				57.7	58.1			56.6	57.1	57.4		50.8	51.4	52.6		175
180					54.6	55			53.5	53.9	54.3		47.8	48.9	49.5		180
185					50.8	51.7			50.6	51	51.3		45.1	46.3	46.9		185
190					41.7				47.8	48.2			42.7	43.8	44.4		190
195					28.2				45.2	45.5			40.5	41.3	41.9		195
200									42.6	43			38.3	39	39.5		200
205									35.9				36.1	36.9			205
210									26.4				34	34.8			210
215													32.1	32.7			215
220													29.2	30.1			220
225													22				225
230													11.9				230

\* adapter · pièce d'adaptateur

t\_198\_005\_00001\_00\_000

# Lifting capacities Forces de levage

# TYV2ENZF 31 ft



F

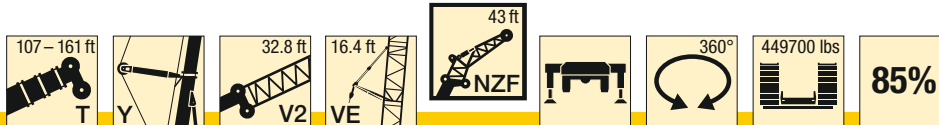
ft	107 ft + 58 ft*				125 ft + 58 ft*				143 ft + 58 ft*				161 ft + 58 ft*				ft
	31 ft				31 ft				31 ft				31 ft				
	0°	10°	20°	38°	0°	10°	20°	38°	0°	10°	20°	38°	0°	10°	20°	38°	
24	233.2																24
26	231.3				230.8												26
28	229.3				229.1												28
30	227.3	197			227.4				226								30
32	225.4	193.1			225.7	194.6			224.5				220.8				32
34	223.4	189.1	145.7		224	190.8			223				220.1				34
36	221.5	185.1	143.2		222.3	186.8	143		221.5	186.1			219				36
38	219.5	181.2	140.6		220.5	182.9	141.1		220	182.7			217.9	181.1			38
40	217.6	177.6	138		218.5	178.9	139		218.5	179.3	138.9		216.7	178.2			40
45	212.8	168.7	132.3	93.7	213.4	170.6	133.9	94.4	213.5	170.9	134.3		213.9	170.7	133.9		45
50	207.1	159.7	126.7	91.4	208.4	162.8	129.2	92.2	207.8	164.1	129.9	92.7	205.2	163.9	129.7	93.2	50
55	197.8	152.6	121.8	89.2	202.7	155	124.4	90.1	202.2	157.4	125.9	90.8	195.9	157.9	126.1	91.3	55
60	188.1	145.9	117.2	87.1	194.4	148.8	120.2	88.2	196.2	150.8	121.9	88.9	186.6	152	122.6	89.6	60
65	178.4	139.2	112.7	85.2	185.4	143	116.1	86.3	188.7	145.2	118.2	87.2	177.3	146.4	119.1	87.9	65
70	169.3	133.1	108.9	83.4	176.4	137.2	112	84.6	180.7	140.1	114.7	85.6	167.9	141.5	116	86.3	70
75	161.7	127.9	105.4	81.6	167.5	131.7	108.5	83	172.6	135	111.1	84.1	158.6	137	113	84.8	75
80	154.4	122.8	101.9	80	160.3	127.1	105.4	81.4	164.5	129.9	107.9	82.6	149.2	132.5	110	83.4	80
85	147.1	117.6	98.5	78.6	153.7	122.7	102.3	80	157	125.7	105.1	81.2	139.8	128	107.1	82.1	85
90	139.8	112.5	95.5	77.2	147.5	118.4	99.2	78.7	149	122	102.3	79.8	131.6	123.5	104.6	80.8	90
95	132.8	108.2	93	76	141.2	114	96.4	77.4	139.6	118.3	99.5	78.7	124.1	119	102.1	79.5	95
100	126.5	104.6	90.4	74.9	134.7	109.7	93.8	76.3	131.3	114.6	96.8	77.5	118	114.5	99.6	78.5	100
105	121.5	101.1	87.9	73.8	127.8	106.2	91.5	75.2	123.4	110.9	94.2	76.4	112	110	97	77.5	105
110	116.5	97.5	85.7	72.8	120.7	103.1	89.2	74.2	116.2	107.1	92.1	75.4	106	105.5	94.6	76.4	110
115	111.5	94	83.7	72	113.8	100	86.9	73.2	109.7	103.9	90.1	74.4	99.9	100.9	92.2	75.5	115
120	106.5	91.1	81.8	71.1	107.5	96.9	84.9	72.3	103.6	101.2	88.1	73.5	93.9	96.4	89.9	74.6	120
125	102	88.7	79.9	70.4	101.6	93.7	83.2	71.6	97.8	98	86	72.6	87.9	91.9	87.7	73.8	125
130	96.7	86.2	78.1	69.8	96.2	90.9	81.5	70.8	92.5	94	84.1	71.9	83.6	87.3	85.4	72.9	130
135	91.2	83.7	76.6	69.2	91.1	88.6	79.8	70.2	87.6	88.9	82.5	71.2	79.7	82.8	83	72.2	135
140	86	81.3	75.2		86.3	86.4	78.1	69.6	83	84.3	81	70.6	75.8	78.2	80.1	71.5	140
145	81.2	79.3	73.9		81.8	82.9	76.7	69.1	78.6	79.9	79.3	69.9	71.9	73.7	76.5	70.9	145
150	76.7	77.2	72.5		77.5	78.6	75.4		74.5	75.8	76.7	69.4	68	69.5	72.7	70.3	150
155	72.5	73.4	71.5		73.3	74.3	74.1		70.7	71.9	72.9	69	64.1	66.1	68.9	68.8	155
160	68.5	69.3	70		69.4	70.3	71		67.1	68.2	69.1		60.4	62.9	65.1	66.3	160
165	64.8	65.6	66.1		65.7	66.6	67.2		63.7	64.7	65.6		57.5	59.8	61.5	63.1	165
170	61.3	62			62.2	63	63.6		60.5	61.4	62.3		54.8	56.7	58.2	59.9	170
175	58	58.6			59	59.7	60.2		57.5	58.3	59.1		52.1	53.5	55.3		175
180	53.4	54.9			55.9	56.5	57		54.5	55.3	55.9		49.4	50.6	52.4		180
185	42.5				52.9	53.5			51.6	52.3	52.9		46.7	47.9	49.5		185
190					50.2	50.7			48.9	49.5	50		44	45.5	46.7		190
195					47	48			46.2	46.8	47.3		41.6	43.2	44.2		195
200					39.4				43.7	44.3			39.5	40.8	41.9		200
205					28.4				41.4	41.9			37.4	38.4	39.5		205
210									39.1	39.6			35.4	36.3	37.3		210
215									33.5				33.4	34.3			215
220									25.4				31.4	32.4			220
225													29.7	30.4			225
230													26.8	27.9			230
235													20.4				235
240													12.1				240

\* adapter - pièce d'adaptateur

t\_198\_005\_00101\_00\_000

# Lifting capacities Forces de levage

# TYV2ENZF 43 ft



ft	107 ft + 58 ft*				125 ft + 58 ft*				143 ft + 58 ft*				161 ft + 58 ft*				ft
	43 ft				43 ft				43 ft				43 ft				
	0°	10°	20°	38°	0°	10°	20°	38°	0°	10°	20°	38°	0°	10°	20°	38°	
26	207.5																26
28	203				202.2												28
30	198.6				198.8												30
32	194.2				194.9				193.7								32
34	189.7	149.4			191				190.2				188				34
36	185.4	147.1			187.1	146.9			186.8				185				36
38	182	144.7			183.2	144.8			183.4	143.8			182.1				38
40	178.6	142.4	116.7		179.6	142.7			180	142.3			179.1	141.2			40
45	170.2	137	112.8		172	137.6	113.9		172.1	137.8	114.2		171.8	137.4			45
50	161.8	131.8	109.2	76.2	164.6	133.2	110.4		165.7	133.4	111.1		165.4	133.2	111.6		50
55	154.6	126.6	105.8	74.6	157.2	128.9	107.2	75	159.3	129.7	108	75.2	159.8	129.6	108.7		55
60	148.6	122.3	102.5	73	150.9	124.7	104	73.5	152.9	125.9	105.2	73.8	154.1	126.2	106	74.1	60
65	142.6	118.1	99.6	71.6	145.6	120.9	101.1	72.1	147.2	122.3	102.4	72.6	148.5	122.9	103.5	72.9	65
70	136.5	113.9	96.8	70.3	140.4	117.2	98.5	71	142.6	119	99.8	71.4	143.4	119.6	100.9	71.7	70
75	131.2	110.1	94.1	69.2	135.2	113.5	95.9	69.8	138	115.8	97.5	70.3	139.3	116.8	98.6	70.7	75
80	126.6	107	91.8	68	130.3	109.9	93.5	68.7	133.4	112.6	95.2	69.2	135.2	114.1	96.4	69.7	80
85	122.2	104	89.5	66.9	126.1	107	91.4	67.7	128.8	109.5	92.9	68.3	131.2	111.3	94.2	68.7	85
90	117.9	100.9	87.3	65.9	122.2	104.3	89.4	66.7	124.6	106.7	91	67.3	127.1	108.6	92.1	67.8	90
95	113.5	97.9	85.2	65	118.4	101.6	87.4	65.8	121	104.3	89.2	66.4	122.5	106	90.3	67	95
100	109.2	95.1	83.3	64.1	114.6	98.9	85.5	64.9	117.8	101.8	87.3	65.5	117.6	103.8	88.6	66.1	100
105	105.2	92.9	81.6	63.4	110.9	96.2	83.6	64.1	114.6	99.4	85.5	64.8	112.2	101.6	87	65.3	105
110	102.4	90.8	80	62.7	107.1	93.9	82	63.4	111.3	96.9	83.8	64.1	106.7	99.4	85.3	64.6	110
115	99.5	88.6	78.3	62	103.8	91.8	80.5	62.7	108.1	94.4	82.2	63.4	101.3	97.2	83.7	63.9	115
120	96.6	86.5	76.9	61.5	101.1	89.9	79	62.1	102.9	92.3	80.8	62.8	95.9	95	82	63.3	120
125	93.7	84.6	75.6	61	98.6	87.9	77.5	61.5	97.6	90.4	79.4	62.2	90.4	92.3	80.8	62.7	125
130	90.9	82.8	74.4	60.5	95.2	86	76.2	61.1	92.3	88.7	78.1	61.6	85	89.2	79.6	62.2	130
135	88.4	81.2	73.2	60.1	91.2	84.1	75.1	60.6	87.6	86.9	76.6	61.1	80.7	85	78.4	61.7	135
140	86.2	79.6	72	59.8	86.5	82.4	73.9	60.2	83	84	75.4	60.7	77	80.8	77.1	61.2	140
145	82.7	78	71.1	59.6	82.1	80.9	72.8	59.9	78.7	80.5	74.4	60.3	73.3	76.5	75.6	60.7	145
150	78.2	76.5	70.2		78	79.2	71.7	59.6	74.7	76.4	73.4	59.9	69.7	72.6	73.6	60.3	150
155	74	74.8	69.3		74.1	75.5	70.8	59.4	71	72.5	72.2	59.6	66.1	68.8	70.2	60	155
160	70	71.3	68.5		70.5	71.8	70		67.4	68.9	70.1	59.3	62.5	65	66.8	59.6	160
165	66.3	67.5	67.7		66.9	68.2	69		64.1	65.5	66.7	59.2	58.9	61.9	63.3	59.1	165
170	62.8	63.9	64.6		63.5	64.6	65.6		60.9	62.2	63.4	59	55.7	58.8	60.1	58.3	170
175	59.5	60.5	61.2		60.2	61.3	62.1		57.9	59.1	60.2		53.2	55.8	57	57.2	175
180	56.5	57.3	57.9		57.1	58.1	58.9		55	56.2	57.2		50.7	52.9	54.1	55.3	180
185	53.5	54.2			54.2	55.1	55.8		52.3	53.4	54.4		48.2	50.2	51.3		185
190	49.6	51.3			51.4	52.2	52.9		49.7	50.8	51.6		45.7	47.5	48.7		190
195	40.7				48.8	49.5	50.1		47.3	48.2	49		43.2	45.1	46.1		195
200	27.6				46.3	46.9			44.8	45.7	46.4		40.7	42.8	43.7		200
205					43.6	44.5			42.5	43.3	43.9		38.5	40.6	41.4		205
210					37.2				40.2	40.9	41.5		36.6	38.4	39.2		210
215					27.9				38.1	38.7			34.7	36.2	37.1		215
220									36	36.6			32.8	34.1	35		220
225									31.3	33.4			30.9	32.3	33		225
230									24.2				29	30.4			230
235									14.7				27.4	28.6			235
240													24.5	26.6			240
245													18.9				245
250													11.8				250

F

\* adapter · pièce d'adaptateur

t\_198\_005\_00201\_00\_000

# Lifting capacities Forces de levage

# TYV2ENZF 54 ft



F

ft	107 ft + 58 ft*				125 ft + 58 ft*				143 ft + 58 ft*				161 ft + 58 ft*				ft
	54 ft				54 ft				54 ft				54 ft				
	0°	10°	20°	38°	0°	10°	20°	38°	0°	10°	20°	38°	0°	10°	20°	38°	
28	168.6																28
30	164.8				163.8												30
32	160.9				160.6				158.1								32
34	157.1				157.3				156.2								34
36	153.2	110			154				153.1				152.2				36
38	149.4	107.7			150.7	107.2			150				148.6				38
40	145.8	105.4			147.3	105.3			146.8				145.7				40
45	136.8	99.6	78.5		139.2	100.3			139.1	100.3			138.6	99.8			45
50	127.9	95	75.4		131.2	95.6	75.6		132.1	95.8	75.4		131.7	95.9			50
55	119.2	90.5	72.5		123.2	91.6	73		125.1	91.9	73.1		125.7	92	72.9		55
60	112.9	86	69.7	50.6	115.6	87.6	70.6	50.9	118.2	88.4	70.7		119.6	88.8	70.8		60
65	106.9	82.6	67	49.3	109.8	83.9	68.3	49.7	111.6	84.9	68.7	50	113.6	85.6	68.9	50.2	65
70	101	79.2	64.7	48	104.6	80.8	66	48.6	106.4	81.7	66.6	48.9	107.9	82.5	67	49.2	70
75	95	75.9	62.3	47	99.4	77.8	63.9	47.5	101.9	78.9	64.7	47.9	103.3	79.7	65.1	48.3	75
80	90.5	72.8	60	45.9	94.2	74.8	61.8	46.5	97.4	76.3	62.9	47	99.3	77.2	63.4	47.4	80
85	86.7	70.1	58.2	45	89.8	72	59.8	45.6	92.8	73.6	61.1	46.1	95.3	74.8	61.9	46.5	85
90	83	67.6	56.4	44.1	86.1	69.6	58	44.7	88.6	71.1	59.4	45.2	91.3	72.5	60.4	45.7	90
95	79.4	65	54.7	43.1	82.9	67.4	56.4	43.9	85.2	68.8	57.8	44.4	87.3	70.1	58.9	44.9	95
100	75.7	62.4	52.9	42.3	79.7	65.2	54.8	43.1	82.1	67	56.3	43.7	84.2	68	57.5	44.2	100
105	72.1	59.9	51.4	41.6	76.4	63	53.2	42.4	79.3	65.1	54.9	43	81.2	66.3	56.2	43.5	105
110	68.9	57.9	50	40.8	73.2	60.8	51.8	41.7	76.5	63.2	53.4	42.3	78.7	64.6	54.8	42.8	110
115	66.3	56.1	48.7	40.2	70.1	58.8	50.4	41	73.7	61.3	52	41.6	76.2	62.9	53.5	42.2	115
120	63.8	54.3	47.4	39.6	67.2	57	49.2	40.4	70.8	59.4	50.6	41	73.6	61.2	52.2	41.6	120
125	61.4	52.5	46.1	39	65.1	55.4	48	39.8	68.1	57.7	49.5	40.4	71.1	59.5	50.9	41.1	125
130	58.9	50.7	45	38.5	62.9	53.7	46.8	39.3	65.6	56.1	48.4	39.9	68.5	57.9	49.8	40.5	130
135	56.4	49.2	44	38.1	60.8	52.1	45.7	38.7	63.7	54.6	47.3	39.4	66	56.4	48.8	40	135
140	54.2	47.9	43	37.6	58.6	50.5	44.7	38.2	61.9	53.1	46.3	38.9	63.9	55	47.8	39.5	140
145	52.5	46.6	42.1	37.2	56.5	49	43.8	37.8	60	51.7	45.3	38.4	62.3	53.7	46.8	39.1	145
150	50.8	45.3	41.2	36.8	54.5	47.8	42.9	37.4	58.1	50.2	44.4	38	60.7	52.4	45.8	38.6	150
155	49.1	44	40.4	36.5	52.7	46.7	42.1	37	56.3	48.8	43.6	37.6	59.1	51.1	45	38.2	155
160	47.5	42.8	39.6		51.2	45.5	41.2	36.7	54.5	47.7	42.8	37.3	57.5	49.8	44.1	37.8	160
165	45.8	41.9	38.9		49.7	44.4	40.4	36.4	52.7	46.6	42	36.9	55.8	48.6	43.4	37.5	165
170	44.3	41	38.2		48.2	43.2	39.8	36.2	51.4	45.6	41.2	36.7	54.2	47.5	42.6	37.1	170
175	43.1	40.1	37.6		46.6	42.2	39.2		50	44.6	40.4	36.4	52.6	46.6	41.9	36.8	175
180	41.9	39.1	37.1		45.1	41.4	38.5		48.6	43.5	39.8	36.2	50.6	45.6	41.1	36.6	180
185	40.7	38.3	36.7		43.8	40.5	37.9		47.2	42.5	39.3		48.5	44.7	40.4	36.3	185
190	39.6	37.6	36.3		42.7	39.7	37.4		45.8	41.6	38.7		46.4	43.7	39.8	36.1	190
195	38.5	37			41.7	38.9	37		44.5	40.9	38.1		44.3	42.8	39.3		195
200	37.7	36.3			40.6	38.1	36.5		43.2	40.1	37.5		42.2	41.6	38.8		200
205	36.8				39.5	37.5	36.1		42.2	39.4	37.1		40.1	40.2	38.2		205
210	28.4				38.5	36.9			41.3	38.6	36.8		38	38.6	37.7		210
215					37.7	36.3			39.5	37.8	36.4		36.1	37.1	36.8		215
220					35.1	35.9			37.4	37.3	36		34.4	35.5	35.6		220
225					27.5				35.5	36.2			32.6	33.7	34.3		225
230									33.6	34.3			30.8	31.9	32.7		230
235									29.6	32			29.1	30.2	30.8		235
240									23.4				27.3	28.5			240
245									15.4				25.8	26.9			245
250													22.9	25			250
255													17.9				255
260													11.7				260

\* adapter · pièce d'adaptateur

t\_198\_005\_00301\_00\_000



# Lifting capacities Forces de levage

# TYV2ENZF 66 ft



ft	107 ft + 58 ft*				125 ft + 58 ft*				143 ft + 58 ft*				161 ft + 58 ft*				ft
	66 ft				66 ft				66 ft				66 ft				
	0°	10°	20°	38°	0°	10°	20°	38°	0°	10°	20°	38°	0°	10°	20°	38°	
28	143.1																28
30	139.9																30
32	136.6				136.1												32
34	133.4				133.3				131.9								34
36	130.2				130.5				129.5				127.4				36
38	127				127.7				127.1				125.7				38
40	123.8	95.9			124.9				124.6				123.6				40
45	117.8	92			118.3	92			118.5	92.5			118.2				45
50	112	88.2	73.3		113.2	88.6			113.1	89.5			112.8	89.1			50
55	106.1	85	70.9		108	85.4	71.4		108.6	86.4			108.5	86.3			55
60	101	81.9	68.5		102.8	82.6	69.2		104.1	83.6	69.4		104.5	83.6	69.1		60
65	96.8	78.8	66.3		98.3	79.7	67.2		99.6	81.1	67.6		100.6	81.3	67.5		65
70	92.8	76.2	64.2	47	94.6	77.1	65.3	47.3	95.5	78.6	65.9		96.6	79	66		70
75	88.8	73.6	62.3	46	91.1	74.8	63.4	46.3	92.3	76.2	64.1	46.5	92.9	76.7	64.5	46.6	75
80	84.8	71.1	60.6	45	87.5	72.6	61.7	45.4	89.2	74.1	62.4	45.6	90.1	74.6	63.1	45.9	80
85	81.8	68.6	58.8	44.1	84	70.4	60.1	44.6	86	72.2	60.9	44.8	87.3	72.7	61.7	45.1	85
90	79	66.5	57.2	43.3	81.1	68.2	58.5	43.7	82.9	70.2	59.5	44	84.5	70.9	60.3	44.3	90
95	76.3	64.6	55.6	42.5	78.4	66.3	57	42.9	80.1	68.1	58.1	43.3	81.7	69.1	59	43.6	95
100	73.6	62.6	54.1	41.8	76.1	64.5	55.6	42.2	77.6	66.4	56.7	42.6	79	67.3	57.6	43	100
105	70.9	60.6	52.5	41.1	73.8	62.8	54.2	41.6	75.4	64.8	55.4	42	76.7	65.6	56.3	42.3	105
110	68.2	58.6	51.1	40.4	71.4	61	52.8	40.9	73.3	63.2	54.1	41.4	74.6	64.2	55.1	41.7	110
115	65.7	56.9	49.7	39.8	69.1	59.2	51.4	40.3	71.2	61.6	52.8	40.7	72.7	62.8	53.9	41.2	115
120	63.7	55.3	48.5	39.2	66.8	57.4	50.1	39.8	69.2	60	51.5	40.2	70.9	61.4	52.8	40.6	120
125	61.8	53.7	47.3	38.7	64.6	55.9	48.9	39.2	67.1	58.4	50.3	39.7	69	60.1	51.6	40.1	125
130	59.9	52.1	46.2	38.2	62.8	54.4	47.8	38.7	65	57	49.1	39.2	67.1	58.7	50.5	39.6	130
135	58	50.6	45	37.7	61.1	53	46.7	38.3	63	55.6	48.1	38.7	65.2	57.3	49.3	39.1	135
140	56.1	49.1	44	37.3	59.4	51.6	45.7	37.8	61.5	54.3	47.1	38.3	63.4	56	48.4	38.7	140
145	54.2	47.8	43.2	36.9	57.7	50.2	44.6	37.4	60.1	53	46.2	37.9	61.6	54.7	47.5	38.2	145
150	52.5	46.6	42.3	36.6	55.9	48.9	43.8	37	58.6	51.6	45.2	37.5	60.2	53.6	46.6	37.8	150
155	51	45.5	41.4	36.2	54.2	47.6	43	36.7	57.1	50.3	44.3	37.1	58.8	52.4	45.7	37.5	155
160	49.5	44.3	40.5	36	52.6	46.6	42.2	36.4	55.6	49.1	43.5	36.8	57.4	51.2	44.8	37.1	160
165	48	43.1	39.8	35.8	51.2	45.5	41.4	36.1	54.1	47.9	42.7	36.5	56.1	50	44	36.8	165
170	46.5	42.1	39.2	35.6	49.8	44.5	40.6	35.9	52.6	46.9	42	36.2	54.7	48.9	43.2	36.5	170
175	45	41.2	38.5		48.5	43.4	39.9	35.7	51.1	45.9	41.3	35.9	53.3	47.7	42.5	36.3	175
180	43.7	40.3	37.9		47.1	42.4	39.3	35.5	49.9	44.9	40.6	35.7	51.8	46.8	41.8	36	180
185	42.6	39.5	37.3		45.8	41.5	38.7		48.6	43.9	39.9	35.6	50	45.9	41.1	35.8	185
190	41.5	38.7	36.9		44.4	40.7	38.1		47.4	42.9	39.3	35.4	47.5	45	40.4	35.6	190
195	40.4	37.9	36.4		43.2	40	37.5		46.1	42	38.8		45.2	44.1	39.8	35.4	195
200	39.4	37.3	36		42.2	39.2	37.1		44.9	41.1	38.2		43	43.2	39.3	35.3	200
205	38.4	36.7			41.2	38.4	36.7		43.6	40.4	37.7		40.8	42.3	38.8		205
210	37.6	36.1			40.3	37.7	36.2		41.9	39.7	37.2		38.8	40.3	38.3		210
215	36.4	35.7			39.3	37.2	35.9		39.9	39	36.8		36.8	38.3	37.8		215
220	27.9				38.3	36.6			38	38.3	36.4		34.9	36.3	37		220
225					37.6	36.2			36.1	37.1	36.1		33.1	34.4	35.5		225
230					33.2	35.3			34.4	35.4	35.6		31.4	32.6	33.6		230
235					26.3				32.7	33.5			29.7	30.9	31.8		235
240					16.9				30.9	31.7			28.1	29.2	30.1		240
245									27.5	29.9			26.6	27.6	28.4		245
250									21.9				25.1	26			250
255									15				23.6	24.5			255
260													20.9	22.8			260
265													16.4	19.2			265
270													10.9				270

\* adapter · pièce d'adaptateur

t\_198\_005\_00401\_00\_000

F

# Lifting capacities Forces de levage

# TYV2ENZF 77 ft



F

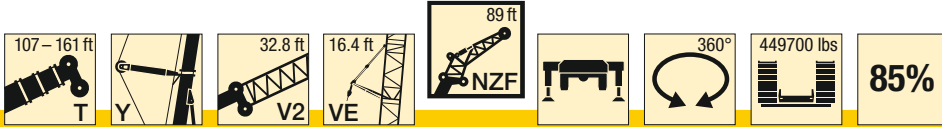
ft	107 ft + 58 ft*				125 ft + 58 ft*				143 ft + 58 ft*				161 ft + 58 ft*				ft
	77 ft				77 ft				77 ft				77 ft				
	0°	10°	20°	38°	0°	10°	20°	38°	0°	10°	20°	38°	0°	10°	20°	38°	
30	120.8																30
32	118.2				116.7												32
34	115.5				114.8												34
36	112.8				112.5												36
38	110.1				110.1				111.5								38
40	107.4				107.7				109.4								40
45	101.7	79.4			102				107.3								45
50	96.8	76.3			97.3	76.3			102.2								50
55	91.9	73.3			93	73.4			97.1	76							55
60	87.1	70.6	59.5		88.8	70.9	59.7		93.3	73.4							60
65	83.3	68	57.5		84.6	68.5	58		89.6	70.8							65
70	80	65.5	55.7		81.2	66.2	56.3		85.9	68.7	57.9						70
75	76.7	63.4	53.9	39.2	78.2	64	54.7		82.2	66.6	56.4						75
80	73.3	61.4	52.2	38.3	75.3	62.1	53.1	38.5	79.1	64.5	55						80
85	70.2	59.3	50.8	37.5	72.4	60.3	51.6	37.7	76.5	62.6	53.7	38.6					85
90	67.7	57.4	49.3	36.7	69.4	58.5	50.3	37	73.8	60.9	52.4	37.9				38	90
95	65.5	55.6	47.9	36	67.1	56.7	49	36.3	71.2	59.3	51.1	37.2				37.4	95
100	63.3	54	46.7	35.2	65	55.1	47.7	35.6	68.6	57.6	49.9	36.5				36.7	100
105	61.2	52.3	45.6	34.6	63	53.6	46.6	35	66.4	56	48.6	35.9				36.1	105
110	59	50.7	44.4	34	61.1	52.2	45.5	34.4	64.2	54.5	47.4	35.3				35.6	110
115	56.8	49	43.3	33.4	59.2	50.8	44.5	33.8	62.5	53.2	46.4	34.7				35	115
120	54.8	47.5	42.2	32.9	57.2	49.3	43.4	33.3	61.8	52	45.4	34.2				34.5	120
125	53	46.2	41.3	32.4	55.3	47.9	42.4	32.8	60.8	50.7	44.4	33.6				34	125
130	51.4	45	40.4	31.9	53.5	46.6	41.5	32.3	59	50.7	44.4	33.6				34	130
135	49.9	43.9	39.5	31.4	52	45.5	40.7	31.9	57.3	49.5	43.5	33.1				33.5	135
140	48.3	42.7	38.6	31	50.6	44.4	39.9	31.5	55.6	48.2	42.5	32.7				33	140
145	46.7	41.6	37.9	30.6	49.2	43.4	39.2	31.1	54.4	47.1	41.6	32.2				32.6	145
150	45.1	40.5	37.2	30.2	47.8	42.3	38.4	30.7	52.1	45.9	40.8	31.8				32.2	150
155	43.7	39.6	36.5	29.9	46.4	41.3	37.7	30.4	50.9	44.9	40.1	31.4				31.8	155
160	42.6	38.8	35.8	29.6	45	40.3	37	30.1	49.7	43.9	39.4	31.1				31.4	160
165	41.5	37.9	35.1	29.4	44.1	39.4	36.4	29.8	48.5	42.9	38.7	30.7				31.1	165
170	40.4	37.1	34.5	29.1	43.1	38.7	35.9	29.5	47.3	42	38	30.4				30.7	170
175	39.3	36.3	34.1	29	42.2	38.1	35.3	29.2	46.1	41	37.3	30.1				30.4	175
180	38.2	35.5	33.6	28.8	41.4	37.4	34.7	29	45.6	40.1	36.8	29.8				30.1	180
185	37.1	34.9	33.1		40.7	36.8	34.2	28.9	44.9	39.2	36.2	29.6				29.8	185
190	36.3	34.3	32.7		40.1	36.4	33.8	28.7	43.7	39.2	36.2	29.6				29.6	190
195	35.6	33.8	32.3		40.7	35.7	33.8		42.5	38.5	35.7	29.3				29.6	195
200	34.8	33.2	32		39.7	35.1	33.4		41.6	37.9	35.2	29.1				29.4	200
205	34.1	32.7	31.7		38.7	34.3	33.2		40.8	37.2	34.6	28.9				29.2	205
210	33.3	32.3	31.5		37.7	33.5	33.4		40.1	36.5	34.2	28.8				29.1	210
215	32.7	31.9			36.7	34.5	33		41.3	37.8	35.1	29				29	215
220	32.2	31.5			36.7	34.5	33		40.1	37.1	34.6	28.8				28.8	220
225	31.7	31.3			36.7	34.5	33		40.1	37.1	34.6	28.8				28.8	225
230	27.6				36.7	34.5	33		39	35.8	33.8	28.6				28.6	230
235					36.7	34.5	33		39	35.8	33.8	28.6				28.6	235
240					36.7	34.5	33		39	35.8	33.8	28.6				28.6	240
245					36.7	34.5	33		39	35.8	33.8	28.6				28.6	245
250					36.7	34.5	33		39	35.8	33.8	28.6				28.6	250
255					36.7	34.5	33		39	35.8	33.8	28.6				28.6	255
260					36.7	34.5	33		39	35.8	33.8	28.6				28.6	260
265					36.7	34.5	33		39	35.8	33.8	28.6				28.6	265
270					36.7	34.5	33		39	35.8	33.8	28.6				28.6	270
275					36.7	34.5	33		39	35.8	33.8	28.6				28.6	275
280					36.7	34.5	33		39	35.8	33.8	28.6				28.6	280

\* adapter - pièce d'adaptateur

t\_198\_005\_00501\_00\_000

# Lifting capacities Forces de levage

# TYV2ENZF 89 ft



ft	107 ft + 58 ft*				125 ft + 58 ft*				143 ft + 58 ft*				161 ft + 58 ft*				ft
	89 ft				89 ft				89 ft				89 ft				
	0°	10°	20°	38°	0°	10°	20°	38°	0°	10°	20°	38°	0°	10°	20°	38°	
32	102.7																32
34	100.5				99.4												34
36	98.3				97.8												36
38	96				95.8				94.9								38
40	93.8				93.8				93.1				92				40
45	88.4				88.8				88.7				88.1				45
50	84.3	66.2			84.3	65.9			84.4				84.2				50
55	80.2	63.5			80.8	63.5			80.7	63.3			80.3	62.8			55
60	76.1	61.1			77.2	61.2			77.6	61.1			77.4	60.9			60
65	72.3	58.9	49.8		73.6	59.1	49.8		74.4	59			74.5	58.9			65
70	69.3	56.7	48.3		70.3	57.2	48.4		71.2	57.3	48.3		71.7	57.1	48		70
75	66.5	54.6	46.8		67.6	55.2	47		68.3	55.5	47		68.9	55.6	46.9		75
80	63.8	52.8	45.3		65.2	53.4	45.7		65.9	53.8	45.9		66.2	54	45.8		80
85	61	51.2	43.8	32.1	62.7	51.8	44.5		63.6	52.1	44.8		64.1	52.4	44.8		85
90	58.5	49.5	42.6	31.4	60.2	50.3	43.2	31.6	61.4	50.7	43.7	31.7	62.1	50.9	43.8		90
95	56.5	47.8	41.3	30.7	57.8	48.8	42.1	30.9	59.2	49.3	42.6	31.1	60.1	49.7	42.8	31.2	95
100	54.6	46.3	40.1	30.1	55.9	47.3	41	30.3	57	48	41.6	30.5	58.2	48.4	41.9	30.6	100
105	52.8	45	39	29.4	54.1	45.9	39.8	29.8	55.2	46.6	40.6	29.9	56.2	47.2	41	30.1	105
110	51	43.7	38.1	28.9	52.5	44.7	38.8	29.2	53.4	45.3	39.6	29.4	54.5	45.9	40.1	29.6	110
115	49.2	42.3	37.1	28.3	50.9	43.5	37.9	28.7	52	44.2	38.6	28.9	52.8	44.7	39.2	29.1	115
120	47.4	41	36.1	27.8	49.3	42.4	37	28.2	50.6	43.2	37.8	28.4	51.4	43.7	38.4	28.6	120
125	45.7	39.7	35.2	27.3	47.7	41.2	36.2	27.7	49.1	42.2	37	28	50.1	42.8	37.6	28.2	125
130	44.2	38.6	34.3	26.9	46.1	40	35.3	27.2	47.7	41.2	36.2	27.5	48.8	41.9	36.9	27.8	130
135	42.9	37.5	33.6	26.4	44.5	38.9	34.5	26.8	46.2	40.1	35.4	27.1	47.5	41	36.1	27.3	135
140	41.6	36.6	32.9	26	43.2	37.9	33.7	26.4	44.8	39.1	34.6	26.7	46.2	40.1	35.4	26.9	140
145	40.3	35.6	32.1	25.6	42.1	37	33.1	26	43.4	38.2	33.8	26.3	44.8	39.2	34.7	26.6	145
150	39	34.6	31.4	25.3	41	36.1	32.4	25.6	42.3	37.3	33.2	26	43.5	38.3	33.9	26.2	150
155	37.8	33.7	30.8	24.9	39.9	35.2	31.8	25.3	41.3	36.5	32.6	25.6	42.2	37.4	33.3	25.9	155
160	36.5	32.9	30.2	24.6	38.7	34.4	31.1	25	40.3	35.6	32	25.3	41.3	36.6	32.7	25.6	160
165	35.4	32.1	29.7	24.4	37.6	33.5	30.5	24.7	39.3	34.8	31.4	25	40.4	35.9	32.2	25.3	165
170	34.6	31.4	29.1	24.1	36.5	32.7	30	24.4	38.3	34	30.8	24.7	39.5	35.2	31.6	25	170
175	33.7	30.7	28.6	23.8	35.4	32	29.5	24.2	37.3	33.3	30.3	24.4	38.7	34.4	31.1	24.7	175
180	32.8	30	28.1	23.6	34.6	31.4	29	24	36.3	32.5	29.8	24.2	37.8	33.7	30.5	24.5	180
185	31.9	29.3	27.6	23.5	33.8	30.7	28.5	23.7	35.3	31.8	29.3	24	36.9	33	30	24.2	185
190	31	28.7	27.3	23.4	33	30.1	28.1	23.5	34.5	31.3	28.9	23.8	36.1	32.3	29.6	24	190
195	30.1	28.2	26.9		32.2	29.5	27.6	23.4	33.8	30.7	28.4	23.6	35.2	31.7	29.2	23.8	195
200	29.4	27.7	26.5		31.3	28.9	27.3	23.3	33	30.1	28	23.4	34.4	31.1	28.7	23.7	200
205	28.8	27.2	26.1		30.5	28.3	26.9		32.3	29.5	27.6	23.3	33.7	30.6	28.3	23.5	205
210	28.2	26.8	25.9		29.8	27.9	26.6		31.5	28.9	27.2	23.2	33	30.1	27.9	23.3	210
215	27.6	26.3	25.7		29.1	27.4	26.2		30.8	28.4	26.9	23.1	32.4	29.5	27.5	23.2	215
220	27	25.9	25.4		28.5	27	25.9		30.1	27.9	26.6		31.7	29	27.2	23.1	220
225	26.4	25.6	25.3		28	26.5	25.7		29.4	27.5	26.3		31	28.5	26.9	23	225
230	26	25.3			27.4	26.1	25.5		28.8	27.1	26		30.3	28	26.6		230
235	25.6	25.1			26.8	25.8	25.3		28.3	26.7	25.7		29.6	27.6	26.3		235
240	24.8				26.3	25.5	25.2		27.7	26.3	25.6		28.8	27.2	26		240
245	17.2				25.9	25.3			27.3	25.9	25.4		27.6	26.9	25.8		245
250					25.5	25			26.7	25.6	25.2		26.1	26.5	25.6		250
255					23.6				26.2	25.4	25.1		24.7	25.9	25.4		255
260					17.1				25.7	25.2			23.4	24.6	25.2		260
265									23.7	24.9			22.1	23.3	24.2		265
270									19.2	22.9			20.8	21.9	22.8		270
275									13.9				19.6	20.6			275
280													17.4	19.3			280
285													13.7	16.9			285
290													9.4				290

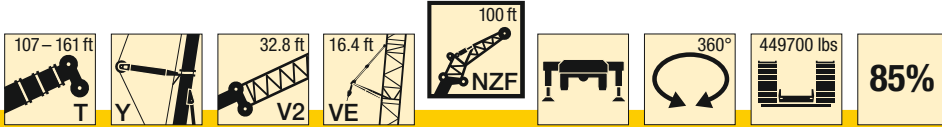
F

\* adapter · pièce d'adaptateur

t\_198\_005\_00601\_00\_000

# Lifting capacities Forces de levage

# TYV2ENZF 100 ft



F

ft	107 ft + 58 ft*				125 ft + 58 ft*				143 ft + 58 ft*				161 ft + 58 ft*				ft
	100 ft				100 ft				100 ft				100 ft				
	0°	10°	20°	38°	0°	10°	20°	38°	0°	10°	20°	38°	0°	10°	20°	38°	
34	89.5																34
36	87.6				86.8												36
38	85.6				85.1				83.8								38
40	83.7				83.4				82.5				81				40
45	78.8				79.1				78.8				78.1				45
50	74.9				74.9				75				74.7				50
55	71.4	56.8			71.7	56.6			71.5				71.4				55
60	67.9	54.6			68.6	54.6			68.7	54.4			68.6	54			60
65	64.5	52.5			65.6	52.5			66	52.6			66.1	52.4			65
70	61.5	50.6	42.2		62.5	50.8	42.1		63.3	50.8			63.6	50.7			70
75	59.2	48.8	40.9		59.9	49.1	40.9		60.6	49.3	40.7		61.2	49.2	40.5		75
80	56.8	47	39.7		57.8	47.5	39.8		58.2	47.8	39.7		58.8	47.8	39.6		80
85	54.5	45.5	38.5		55.7	45.9	38.7		56.3	46.2	38.7		56.6	46.5	38.6		85
90	52.1	44.1	37.3		53.6	44.6	37.7		54.4	44.8	37.8		54.9	45.1	37.7		90
95	50.1	42.6	36.2	27.6	51.5	43.3	36.7	27.8	52.5	43.6	36.9		53.2	43.8	36.9		95
100	48.4	41.2	35.1	27	49.5	42	35.7	27.2	50.6	42.4	36	27.3	51.5	42.8	36.1	27.4	100
105	46.8	39.9	34.1	26.3	47.9	40.7	34.7	26.6	48.8	41.3	35.2	26.7	49.8	41.7	35.3	26.8	105
110	45.3	38.8	33	25.8	46.4	39.5	33.8	26	47.3	40.1	34.3	26.2	48.1	40.6	34.6	26.4	110
115	43.7	37.7	32.2	25.2	45	38.5	32.8	25.5	45.8	38.9	33.5	25.7	46.7	39.5	33.8	25.9	115
120	42.1	36.6	31.4	24.7	43.6	37.5	32.1	25	44.5	38	32.6	25.3	45.2	38.5	33.1	25.4	120
125	40.5	35.4	30.6	24.3	42.2	36.5	31.3	24.6	43.3	37.2	31.9	24.8	44.1	37.6	32.4	25	125
130	39.1	34.3	29.7	23.8	40.9	35.6	30.6	24.1	42.1	36.3	31.2	24.4	42.9	36.8	31.7	24.6	130
135	37.8	33.3	29	23.3	39.5	34.6	29.8	23.7	40.8	35.4	30.5	24	41.8	36	31.1	24.2	135
140	36.7	32.4	28.3	22.9	38.1	33.6	29.1	23.3	39.6	34.6	29.9	23.6	40.7	35.2	30.5	23.8	140
145	35.6	31.5	27.6	22.5	37	32.7	28.4	22.9	38.3	33.7	29.2	23.2	39.5	34.4	29.8	23.5	145
150	34.5	30.7	27	22.1	36	31.9	27.8	22.5	37.1	32.9	28.5	22.8	38.4	33.6	29.2	23.1	150
155	33.4	29.8	26.4	21.8	35.1	31.1	27.2	22.2	36.1	32.1	27.9	22.5	37.3	32.9	28.6	22.8	155
160	32.3	29	25.8	21.5	34.1	30.3	26.7	21.9	35.3	31.4	27.4	22.2	36.2	32.1	27.9	22.5	160
165	31.2	28.2	25.3	21.2	33.2	29.5	26.1	21.6	34.4	30.7	26.9	21.9	35.3	31.4	27.4	22.2	165
170	30.3	27.5	24.8	20.9	32.2	28.8	25.6	21.3	33.6	30	26.3	21.6	34.5	30.8	27	21.9	170
175	29.5	26.9	24.3	20.6	31.3	28	25.1	21	32.8	29.3	25.8	21.3	33.8	30.1	26.5	21.6	175
180	28.7	26.3	23.9	20.4	30.4	27.3	24.6	20.7	31.9	28.6	25.3	21.1	33	29.5	26	21.3	180
185	27.9	25.7	23.4	20.2	29.6	26.8	24.2	20.5	31.1	27.9	24.9	20.8	32.3	28.9	25.5	21.1	185
190	27.1	25.1	23	20	28.9	26.2	23.8	20.3	30.3	27.2	24.5	20.6	31.5	28.3	25.1	20.8	190
195	26.3	24.4	22.6	19.8	28.2	25.7	23.4	20.1	29.5	26.7	24.1	20.4	30.8	27.7	24.6	20.6	195
200	25.5	23.9	22.3	19.7	27.5	25.1	23	19.9	28.8	26.2	23.7	20.2	30.1	27.1	24.3	20.4	200
205	24.8	23.5	21.9		26.7	24.6	22.6	19.8	28.2	25.7	23.3	20	29.3	26.6	23.9	20.2	205
210	24.3	23.1	21.6		26	24.1	22.3	19.6	27.6	25.2	22.9	19.8	28.7	26.1	23.5	20.1	210
215	23.7	22.6	21.3		25.3	23.6	22	19.5	26.9	24.6	22.6	19.7	28.1	25.6	23.2	19.9	215
220	23.2	22.2	21.1		24.6	23.2	21.7		26.3	24.1	22.3	19.6	27.5	25.2	22.8	19.7	220
225	22.7	21.8	20.9		24.1	22.8	21.4		25.6	23.7	22	19.5	26.9	24.7	22.5	19.6	225
230	22.1	21.5	20.7		23.6	22.4	21.2		25	23.3	21.7		26.4	24.2	22.2	19.5	230
235	21.6	21.2	20.5		23.1	22	21		24.4	22.9	21.5		25.8	23.8	22	19.4	235
240	21.2	20.9			22.6	21.6	20.8		23.9	22.5	21.2		25.2	23.3	21.7		240
245	20.9	20.6			22.1	21.3	20.6		23.4	22.2	21		24.6	23	21.5		245
250	20.5				21.7	21.1	20.5		23	21.8	20.8		24	22.7	21.2		250
255	17.7				21.3	20.9			22.6	21.5	20.6		23.4	22.3	21		255
260					21	20.6			22.1	21.2	20.5		22.7	22	20.8		260
265					20.6	20.5			21.7	21	20.4		22	21.7	20.6		265
270					16.9				21.3	20.8			21.3	21.3	20.5		270
275									20.8	20.6			20.3	20.8	20.3		275
280									18.1	20.3			19.2	20.1	20.2		280
285									13.3				18	19.1			285
290													16	17.9			290
295													12.7	16			295
300													8.7				300

\* adapter · pièce d'adaptateur

t\_198\_005\_00701\_00\_000

# Lifting capacities Forces de levage

# TYV2ENZF 112 ft



ft	107 ft + 58 ft*				125 ft + 58 ft*				143 ft + 58 ft*				161 ft + 58 ft*				ft
	112 ft				112 ft				112 ft				112 ft				
	0°	10°	20°	38°	0°	10°	20°	38°	0°	10°	20°	38°	0°	10°	20°	38°	
34	78.7																34
36	77.5																36
38	75.8				75.1												38
40	74.2				73.7				72.8								40
45	70				70.1				69.6				68.7				45
50	66.2				66.4				66.4				65.9				50
55	63.2	50.3			63.3				63.2				63				55
60	60.3	48.3			60.7	48.2			60.6	47.7			60.3				60
65	57.4	46.3			58	46.5			58.3	46.3			58.1	45.9			65
70	54.6	44.7			55.4	44.8			55.9	44.7			56	44.5			70
75	52.3	43.1	36		52.9	43.3	35.7		53.6	43.2			53.9	43.1			75
80	50.3	41.5	34.8		50.8	41.9	34.8		51.3	41.9	34.7		51.8	41.8	34.4		80
85	48.3	40	33.8		49	40.4	33.8		49.4	40.6	33.7		49.7	40.7	33.6		85
90	46.3	38.8	32.8		47.2	39.1	32.9		47.8	39.4	32.9		48	39.5	32.8		90
95	44.3	37.5	31.9		45.5	37.9	32.1		46.2	38.1	32.1		46.6	38.3	32		95
100	42.7	36.3	30.9	23.5	43.7	36.8	31.2		44.6	37.1	31.3		45.1	37.2	31.3		100
105	41.1	35.1	30	22.9	42.1	35.7	30.4	23.1	43	36.1	30.5		43.7	36.3	30.6		105
110	39.8	34	29.1	22.4	40.6	34.6	29.6	22.6	41.5	35.1	29.8	22.7	42.2	35.4	29.9	22.7	110
115	38.5	33	28.2	21.9	39.4	33.5	28.8	22.1	40.2	34.1	29.1	22.2	40.8	34.4	29.2	22.3	115
120	37.2	32.1	27.4	21.4	38.2	32.7	28	21.6	38.9	33.1	28.4	21.7	39.6	33.5	28.6	21.8	120
125	35.9	31.2	26.7	20.9	37.1	31.9	27.3	21.1	37.8	32.3	27.7	21.3	38.3	32.6	28	21.4	125
130	34.6	30.2	26	20.5	35.9	31	26.6	20.7	36.8	31.5	27.1	20.9	37.4	31.8	27.4	21.1	130
135	33.3	29.3	25.3	20.1	34.7	30.2	26	20.3	35.7	30.8	26.5	20.5	36.4	31.1	26.8	20.7	135
140	32.1	28.4	24.6	19.7	33.5	29.4	25.3	19.9	34.7	30.1	25.9	20.2	35.4	30.4	26.2	20.3	140
145	31.2	27.6	23.9	19.3	32.4	28.6	24.7	19.6	33.6	29.3	25.3	19.8	34.5	29.8	25.7	20	145
150	30.3	26.8	23.4	18.9	31.3	27.8	24	19.2	32.5	28.6	24.7	19.5	33.5	29.1	25.2	19.7	150
155	29.4	26.1	22.8	18.6	30.5	27	23.5	18.9	31.5	27.9	24.1	19.1	32.5	28.4	24.6	19.4	155
160	28.5	25.3	22.3	18.3	29.8	26.4	23	18.6	30.6	27.2	23.5	18.8	31.6	27.7	24.1	19.1	160
165	27.6	24.6	21.8	18	29	25.7	22.5	18.3	29.9	26.5	23	18.5	30.6	27.1	23.5	18.8	165
170	26.7	23.9	21.3	17.7	28.2	25.1	22	18	29.1	25.9	22.6	18.2	29.8	26.5	23.1	18.5	170
175	25.8	23.2	20.8	17.4	27.4	24.4	21.5	17.7	28.4	25.3	22.1	18	29.1	25.9	22.6	18.2	175
180	25	22.7	20.4	17.1	26.6	23.8	21	17.5	27.7	24.7	21.7	17.7	28.5	25.4	22.2	18	180
185	24.4	22.2	20	16.9	25.8	23.1	20.6	17.2	27	24.1	21.2	17.5	27.9	24.9	21.8	17.7	185
190	23.7	21.6	19.6	16.7	25	22.6	20.2	17	26.3	23.5	20.8	17.2	27.2	24.3	21.4	17.5	190
195	23.1	21.1	19.2	16.5	24.4	22.1	19.9	16.8	25.6	23	20.4	17	26.6	23.8	21	17.3	195
200	22.4	20.6	18.8	16.3	23.8	21.6	19.5	16.6	24.9	22.4	20.1	16.8	26	23.3	20.6	17.1	200
205	21.8	20.1	18.5	16.2	23.2	21.1	19.1	16.4	24.3	22	19.7	16.7	25.3	22.8	20.2	16.9	205
210	21.1	19.6	18.2	16	22.6	20.7	18.8	16.2	23.8	21.6	19.4	16.5	24.7	22.3	19.9	16.7	210
215	20.5	19.2	17.9	15.9	22	20.2	18.4	16.1	23.2	21.1	19.1	16.3	24.1	21.9	19.6	16.5	215
220	20	18.9	17.6		21.4	19.7	18.2	16	22.7	20.7	18.7	16.2	23.6	21.5	19.3	16.4	220
225	19.6	18.5	17.3		20.8	19.3	17.9	15.9	22.1	20.3	18.4	16	23.1	21.1	19	16.2	225
230	19.1	18.1	17.2		20.2	19	17.7		21.6	19.8	18.2	15.9	22.6	20.7	18.7	16.1	230
235	18.7	17.8	17		19.8	18.7	17.4		21	19.4	17.9	15.8	22.1	20.3	18.4	16	235
240	18.2	17.5	16.8		19.4	18.3	17.2		20.5	19.1	17.7		21.6	19.9	18.1	15.9	240
245	17.8	17.2	16.7		19	18	17		20	18.8	17.5		21.1	19.5	17.9	15.8	245
250	17.4	17			18.5	17.7	16.9		19.6	18.4	17.2		20.6	19.1	17.7		250
255	17.1	16.8			18.1	17.4	16.7		19.2	18.1	17		20.1	18.8	17.5		255
260	16.8	16.6			17.7	17.2	16.6		18.8	17.8	16.9		19.7	18.6	17.3		260
265	16.4				17.4	17			18.4	17.5	16.7		19.3	18.3	17.1		265
270					17.1	16.7			18	17.3	16.6		19	18	16.9		270
275					16.8	16.6			17.7	17.1	16.5		18.6	17.7	16.7		275
280					15.5				17.3	16.9			18.3	17.4	16.6		280
285					9				17	16.7			17.9	17.2	16.5		285
290									15.8	16.5			16.9	17	16.4		290
295									12				15.9	16.6			295
300													14	15.8			300
305													11	14.2			305
310													11.1				310

\* adapter · pièce d'adaptateur

t\_198\_005\_00801\_00\_000

# Lifting capacities Forces de levage

# TYV2ENZF 123 ft



F

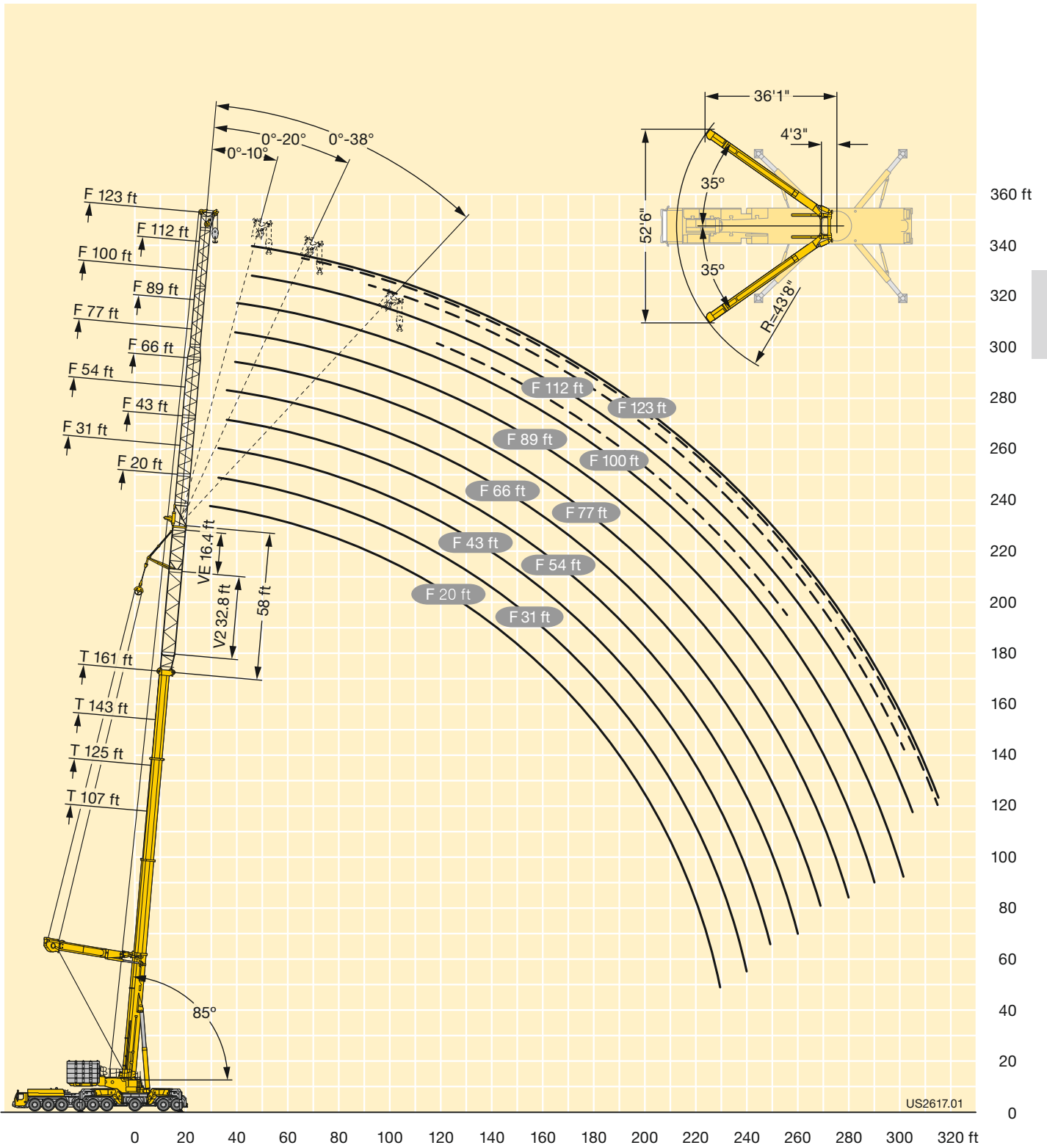
ft	107 ft + 58 ft*				125 ft + 58 ft*				143 ft + 58 ft*				161 ft + 58 ft*				ft		
	123 ft				123 ft				123 ft				123 ft						
	0°	10°	20°	38°	0°	10°	20°	38°	0°	10°	20°	38°	0°	10°	20°	38°			
36	68.3																36		
38	67.2																38		
40	65.8				65.2												40		
45	62.4				62.2				61.5						61.6		45		
50	59				59.1				58.8						59.2		50		
55	56.3				56.1				56.1						56.7		55		
60	53.8	43.1			53.8				53.6						54.3		60		
65	51.3	41.4			51.6	41.3			51.6	40.9					52.3		65		
70	48.8	39.7			49.4	39.8			49.6	39.6					50.4	39.3	70		
75	46.5	38.3			47.2	38.3			47.6	38.3					48.5	38.1	75		
80	44.7	37	31.2		45.1	37.1			45.7	37					46.6	36.9	80		
85	43	35.7	30.3		43.5	35.9	30.3		43.7	35.9	30.8				44.7	35.9	85		
90	41.3	34.4	29.4		42	34.7	29.4		42.3	34.8	30				43.1	34.9	29.8	90	
95	39.6	33.3	28.6		40.4	33.6	28.6		40.9	33.7	29.2				41.8	33.9	29.1	95	
100	37.9	32.3	27.7		38.9	32.6	27.8		39.5	32.6	28.4				40.5	32.9	28.4	100	
105	36.6	31.2	26.9		37.4	31.6	27		38.1	31.8	27.7				39.2	31.9	27.8	105	
110	35.3	30.2	26.1	19.7	36.1	30.7	26.4		36.8	30.9	27				37.8	31.1	27.1	110	
115	34.2	29.2	25.4	19.3	34.8	29.8	25.7	19.4	35.5	30.1	26.4	19.4			36.5	30.3	26.5	115	
120	33.1	28.4	24.6	18.8	33.8	28.8	25	18.9	34.3	29.2	25.8	19			35.3	29.5	25.9	19.1	120
125	31.9	27.6	23.9	18.4	32.8	28.1	24.4	18.5	33.3	28.4	25.2	18.6			34.3	28.7	25.3	18.7	125
130	30.8	26.8	23.2	17.9	31.8	27.4	23.7	18.1	32.3	27.6	24.6	18.2			33.3	27.9	24.8	18.3	130
135	29.7	26	22.6	17.5	30.8	26.7	23.1	17.7	31.4	27	24	17.9			32.4	27.2	24.3	18	135
140	28.6	25.3	22	17.1	29.8	26	22.5	17.3	30.5	26.3	23.5	17.5			31.5	26.6	23.7	17.7	140
145	27.5	24.5	21.3	16.8	28.8	25.2	22	17	29.6	25.7	22.9	17.2			30.7	26	23.2	17.3	145
150	26.8	23.7	20.7	16.4	27.8	24.5	21.4	16.7	28.7	25.1	22.4	16.8			29.8	25.4	22.7	17	150
155	26	23.1	20.2	16.1	26.8	23.9	20.8	16.3	27.8	24.5	21.9	16.5			29	24.8	22.3	16.7	155
160	25.2	22.4	19.7	15.8	26.1	23.2	20.3	16	26.9	23.8	21.4	16.2			28.1	24.2	21.8	16.4	160
165	24.5	21.8	19.2	15.5	25.5	22.6	19.8	15.7	26.1	23.2	20.8	15.9			27.2	23.7	21.3	16.2	165
170	23.7	21.2	18.7	15.2	24.8	22	19.4	15.5	25.5	22.6	20.3	15.7			26.4	23.1	20.9	15.9	170
175	23	20.5	18.2	14.9	24.1	21.5	18.9	15.2	24.8	22.1	19.9	15.4			25.7	22.6	20.4	15.6	175
180	22.2	19.9	17.8	14.7	23.4	20.9	18.5	15	24.2	21.6	19.5	15.2			25.1	22	20	15.4	180
185	21.4	19.4	17.4	14.5	22.8	20.3	18	14.7	23.6	21.1	19.1	14.9			24.5	21.6	19.6	15.2	185
190	20.9	18.9	17.1	14.2	22.1	19.8	17.6	14.5	23	20.6	18.7	14.7			24	21.2	19.2	14.9	190
195	20.3	18.4	16.7	14	21.4	19.2	17.3	14.3	22.4	20.1	18.3	14.5			23.4	20.7	18.9	14.7	195
200	19.7	18	16.3	13.8	20.9	18.8	16.9	14.1	21.8	19.6	17.9	14.3			22.8	20.3	18.5	14.5	200
205	19.2	17.6	16	13.6	20.3	18.4	16.6	13.9	21.2	19.1	17.6	14.1			22.2	19.8	18.1	14.3	205
210	18.6	17.1	15.7	13.5	19.8	18	16.3	13.7	20.7	18.7	17.2	13.9			21.6	19.4	17.7	14.2	210
215	18.1	16.7	15.4	13.3	19.3	17.6	15.9	13.6	20.2	18.3	16.9	13.8			21.1	19	17.4	14	215
220	17.5	16.3	15.1	13.2	18.8	17.2	15.6	13.4	19.7	17.9	16.6	13.6			20.5	18.6	17.1	13.8	220
225	17	15.9	14.8	13.1	18.3	16.7	15.4	13.3	19.2	17.6	16.3	13.5			20.1	18.2	16.9	13.7	225
230	16.6	15.6	14.6		17.7	16.4	15.1	13.2	18.8	17.2	16	13.3			19.7	17.9	16.6	13.5	230
235	16.2	15.3	14.4		17.2	16	14.9	13.1	18.3	16.8	15.8	13.2			19.3	17.5	16.3	13.4	235
240	15.8	15	14.2		16.8	15.7	14.7		17.9	16.4	15.5	13.1			18.8	17.2	16	13.2	240
245	15.4	14.7	14		16.4	15.4	14.4		17.4	16.1	15.3	13			18.4	16.8	15.7	13.2	245
250	15	14.4	13.8		16	15.1	14.2		16.9	15.8	15.1				18	16.5	15.5	13.1	250
255	14.7	14.2	13.7		15.7	14.8	14		16.5	15.5	14.8				17.6	16.1	15.3	13	255
260	14.4	14			15.3	14.5	13.9		16.2	15.3	14.6				17.2	15.8	15.1	12.9	260
265	14.1	13.8			14.9	14.3	13.7		15.8	15	14.4				16.8	15.5	14.9		265
270	13.8	13.6			14.6	14.1	13.6		15.5	14.7	14.3				16.4	15.3	14.7		270
275	13.6				14.3	13.9			15.2	14.5	14.1				16.1	15	14.5		275
280					14.1	13.7			14.8	14.2	14				15.8	14.8	14.3		280
285					13.8	13.6			14.5	14.1	13.9				15.5	14.6	14.2		285
290					13.5				14.2	13.9					15.2	14.3	14.1		290
295					9.3				14	13.7					14.8	14.1	13.9		295
300									13.6	13.6					14.5	13.9	13.8		300
305									11.2						14.2	13.8			305
310															12.8	13.6			310
315															10.1	13			315
320															10.6				320

\* adapter · pièce d'adaptateur

t\_198\_005\_00901\_00\_000

# Lifting heights Hauteurs de levage

**TYV2ENZF**



# Lifting capacities Forces de levage

# TYV23ENZF 20 ft



G

ft	107 ft + 74 ft*				125 ft + 74 ft*				143 ft + 74 ft*				161 ft + 74 ft*				ft
	20 ft				20 ft				20 ft				20 ft				
	0°	10°	20°	38°	0°	10°	20°	38°	0°	10°	20°	38°	0°	10°	20°	38°	
24	236.2																24
26	234.9																26
28	232.9	205			232.5												28
30	231	202.8	160.5		230.8	204.2			228.8								30
32	229.1	200.2	158.7		229	202.2			227.6	203.2			219.4				32
34	227.1	197.3	157		227.3	200.2	158.9		226.2	201.5			220.8				34
36	225.4	194.4	155.3	120.2	225.6	198	157.3		224.7	199.7	159		220	199.7			36
38	223.7	191.5	153.5	119.2	223.9	195.4	155.6	120.1	223.2	197.9	157.5		219.1	198.2	159		38
40	222	188.5	151.7	118	222.3	192.7	154	118.9	221.7	196.1	156	119.9	218.3	196.7	157.6		40
45	217.8	181.3	147.4	115	218.5	186.1	150	116.2	217.9	190.1	152.3	117.3	216.2	192.6	154.2	117.8	45
50	213.5	174	143.1	112.3	214.7	179.4	146	113.6	214.2	184	148.6	114.9	206.7	187.9	150.8	115.5	50
55	207.9	166.8	139.7	109.8	210.9	172.8	142.3	111.3	210.5	177.8	144.9	112.6	194	182.2	147.3	113.4	55
60	202.1	161.3	136.4	107.4	206.1	166.1	139.2	109	206.1	171.7	141.7	110.5	181.3	176.5	143.9	111.3	60
65	196	156.7	133	105.3	200.9	161.2	136.2	106.9	198	165.5	138.8	108.4	168.8	170.8	141.1	109.4	65
70	188.9	152.1	129.7	103	195.5	157	133.1	105	188.3	161.2	136	106.5	158.4	162.9	138.5	107.5	70
75	181.3	147.6	126.3	101.1	186.2	152.9	130	103	178.5	157.3	133.2	104.7	149.7	153.5	135.9	105.8	75
80	173.7	143.1	124.1	99.3	173.8	148.7	127	101.2	166.7	153.5	130.3	102.9	140.9	144	133.2	104.2	80
85	165.1	139.5	122.1	97.5	162	144.5	124.6	99.6	155.8	149.6	127.5	101.2	132.1	134.5	130.6	102.6	85
90	154.8	135.9	119.9	95.9	151.3	140.9	122.8	98.1	145.5	144.4	125.1	99.8	123.8	126.4	126.9	101	90
95	144.8	132.3	116.9	94.5	141.9	137.6	120.8	96.6	136.5	137.9	123.4	98.3	116.7	120.1	120.8	99.7	95
100	135.8	128.7	113.7	93.1	133.2	134.2	118.1	95.2	128.1	129.3	121.2	96.9	110.6	113.8	114.5	98.4	100
105	127.5	125.1	110.5	91.8	125.1	126.4	115.3	94	120.2	121.7	118.6	95.7	104.9	107.5	108.2	97.1	105
110	119.9	120.8	107.8	90.7	117.7	119	112.5	92.8	113.3	114.5	115.2	94.5	99.3	101.2	101.9	95.2	110
115	112.8	113.9	105.4	89.6	111	112.1	109.6	91.6	106.8	107.8	109	93.4	93.7	94.9	96.8	93	115
120	106.3	107.3	103.1	88.6	104.7	105.7	105.8	90.7	100.6	101.8	102.8	92.3	88.1	89.6	91.9	89.8	120
125	100.3	101.3	100.4	87.7	98.8	99.8	100.8	89.7	95	96.1	97	91.2	82.5	84.6	86.9	86.5	125
130	94.6	95.5	96.3	87	93.4	94.4	95.2	88.8	89.8	90.7	91.6	90	77.5	80.3	81.9	83.2	130
135	89.1	90	90.7	86.3	88.3	89.3	90	88.1	84.9	85.8	86.7	87.9	73.8	76.1	77.1	79.5	135
140	84	84.8	85.4		83.6	84.5	85.2	85.6	80.2	81.2	81.9	83.1	70.2	71.8	72.8	75.5	140
145	79.2	79.9	80.5		79.2	80	80.6	81.6	76	76.8	77.5	78.6	66.5	67.6	69.1	71.4	145
150	74.7	75.4	75.9		75.1	75.8	76.4		71.9	72.7	73.4	74.4	62.8	63.6	65.5	67.3	150
155	70.5	71.1	71.6		71.1	71.8	72.4		68.1	68.8	69.5	70.4	59.1	60.1	61.9	63.5	155
160	66.6	67.1	67.5		67.3	67.9	68.4		64.5	65.2	65.9		55.5	57.2	58.4	60	160
165	62.9	63.4	63.7		63.6	64.2	64.6		61.1	61.8	62.4		52.2	54.2	55	56.7	165
170	59.4	59.8	60.1		60.2	60.7	61.1		57.9	58.6	59.1		49.6	51.2	51.9	53.4	170
175	56.1	56.5			56.9	57.4	57.7		54.9	55.5	56		47.1	48.3	49.2		175
180	53	53.3			53.8	54.2	54.5		52	52.6	53		44.6	45.3	46.5		180
185	47.7	48.9			50.9	51.3	51.5		49.3	49.8	50.2		42.1	42.7	43.9		185
190	37.1				48.1	48.5			46.7	47.2	47.5		39.6	40.5	41.2		190
195					45.5	45.8			44.1	44.5	44.8		37.1	38.3	38.7		195
200					42	42.9			41.6	42	42.3		34.9	36	36.5		200
205					34.3				39.3	39.6			33	33.8	34.4		205
210					23.6				37	37.3			31.1	31.7	32.3		210
215									34.8	35.2			29.2	29.7	30.2		215
220									28.7				27.4	28			220
225									20.8				25.6	26.2			225
230													23.9	24.4			230
235													21.9	22.5			235
240													15.6				240

\* adapter - pièce d'adaptateur

t\_198\_009\_00001\_00\_000



# Lifting capacities Forces de levage

# TYV23ENZF 31 ft



ft	107 ft + 74 ft*				125 ft + 74 ft*				143 ft + 74 ft*				161 ft + 74 ft*				ft
	31 ft				31 ft				31 ft				31 ft				
	0°	10°	20°	38°	0°	10°	20°	38°	0°	10°	20°	38°	0°	10°	20°	38°	
26	231.3																26
28	229.6				227.3												28
30	227.8				227.1												30
32	226	195.2			225.5				222.9								32
34	224.2	191.1			223.9	190.1			221.5				209.5				34
36	222.4	187	143.5		222.3	186.9			220.2	185.4			208.7				36
38	220.5	182.9	141.4		220.7	183.5	141.1		218.9	183			207.3				38
40	218.6	178.9	139.3		219.1	180	139.2		217.7	179.9			205.9	178.3			40
45	213.6	170.7	134.1	94.5	214	171.5	134.5		214.2	172.2	134.7		202.5	171.7	133.9		45
50	208.7	162.7	129.2	92.2	208.6	164.6	130.1	92.9	206.7	165.4	130.5	93.4	196.8	165.1	130.1		50
55	202.6	154.9	124.2	90	203.2	157.6	126.1	90.9	199.4	159.2	126.8	91.6	187.3	159.4	126.4	91.9	55
60	194	148.8	120	88.1	197.2	151	122	89.1	191.9	153.1	123.2	89.9	177.2	154.1	123.1	90.2	60
65	185	142.8	115.9	86.3	189.5	145.5	118.3	87.3	184	147.3	119.7	88.2	167	148.8	119.8	88.6	65
70	175.9	136.8	111.8	84.6	181.4	140.2	114.7	85.5	175.7	142.4	116.6	86.6	157.1	143.6	116.7	87	70
75	167.2	131.3	108.4	83	173.2	135	111.1	84	167.5	137.7	113.5	85	148.8	139	114	85.6	75
80	160.2	126.8	105.2	81.4	165.1	130	107.9	82.6	159.2	133.1	110.5	83.6	140.7	134.5	111.3	84.3	80
85	153.6	122.4	102.1	80	157.9	125.9	105.1	81.2	150.8	128.4	107.6	82.3	132.7	130	108.7	83	85
90	147.2	117.9	98.9	78.7	149.8	122.1	102.3	79.8	142.7	124.2	105	81	124.6	125.6	106.2	81.8	90
95	140.8	113.5	96.1	77.3	140.3	118.3	99.4	78.7	134.7	120.9	102.4	79.7	117.3	120.8	103.9	80.6	95
100	134.3	109.3	93.7	76.2	132	114.5	96.7	77.5	126.7	117.6	99.8	78.6	110.7	115.2	101.7	79.4	100
105	126.8	105.8	91.3	75.1	124.1	110.7	94.2	76.4	119.2	114.3	97.3	77.6	105.2	109.5	99.4	78.4	105
110	119.4	102.6	89	74.1	116.9	107.2	92.1	75.4	112.1	111	94.7	76.5	100	103.7	97.2	77.4	110
115	112.5	99.4	86.7	73.1	110.3	104.1	90	74.4	105.9	107.5	92.5	75.6	94.8	98	95	76.4	115
120	106.1	96.2	84.8	72.3	104.2	101.2	87.9	73.5	99.9	101.6	90.6	74.7	89.6	92.3	92.2	75.5	120
125	100.2	93.1	83	71.5	98.4	98.3	85.7	72.6	94.3	96	88.8	73.8	84.4	87	88.1	74.7	125
130	94.7	90.5	81.3	70.7	93.1	94.4	84	71.9	89.3	90.7	86.9	73	79.2	82.1	83.9	73.9	130
135	89.6	88.3	79.5	70.1	88.1	89.5	82.4	71.2	84.5	85.9	84.8	72.2	74.3	78.1	79.8	73.2	135
140	84.9	85.7	77.9	69.5	83.5	84.8	80.9	70.5	79.9	81.4	82.4	71.5	70.9	74.2	75.7	72.3	140
145	80.3	81.6	76.5	69	79.2	80.4	79.2	69.9	75.7	77	78.3	70.8	67.5	70.2	71.8	70.5	145
150	76	77.1	75.2		75.1	76.3	77.3	69.4	71.8	73	74.2	70.2	64.2	66.3	68	68.1	150
155	71.8	72.8	73.5		71.2	72.4	73.3	68.9	68	69.2	70.3	69.6	60.8	62.4	64.7	65.3	155
160	67.9	68.8	69.6		67.6	68.7	69.6		64.5	65.6	66.6	68	57.4	58.8	61.4	62.6	160
165	64.2	65	65.7		64.2	65.2	66.1		61.2	62.2	63.2	64.6	54	55.8	58.1	59.7	165
170	60.7	61.5	62.1		61	61.9	62.7		58	59	60	61.1	50.8	53.1	54.7	56.6	170
175	57.4	58.2	58.7		57.9	58.7	59.4		55.1	56	56.9		48.1	50.4	51.6	53.5	175
180	54.3	55	55.5		54.8	55.6	56.2		52.2	53.2	53.9		45.8	47.6	48.7	50.4	180
185	51.4	52			51.9	52.6	53.2		49.5	50.4	51.1		43.4	44.9	46.2		185
190	48.6	49.2			49.1	49.8	50.3		47	47.8	48.4		41.1	42.2	43.7		190
195	44.3	45.9			46.5	47.2	47.6		44.5	45.3	45.9		38.7	39.7	41.3		195
200	35.4				44.1	44.6			42.2	42.9	43.5		36.4	37.6	38.8		200
205	22.8				41.7	42.2			40	40.7	41.2		34.1	35.6	36.4		205
210					38.8	39.9			37.9	38.5	38.9		32	33.5	34.4		210
215					32.1				35.8	36.3			30.3	31.5	32.4		215
220					23.2				33.8	34.2			28.6	29.4	30.3		220
225									31.8	32.3			26.8	27.6	28.4		225
230									26.5	28.1			25.1	25.9			230
235									19.6				23.4	24.2			235
240									10.1				21.9	22.5			240
245													19.8	20.6			245
250													14.4				250

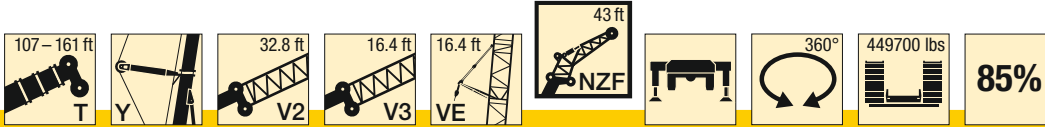
\* adapter · pièce d'adaptateur

t\_198\_009\_00101\_00\_000

G

# Lifting capacities Forces de levage

# TYV23ENZF 43 ft



G

ft	107 ft + 74 ft*				125 ft + 74 ft*				143 ft + 74 ft*				161 ft + 74 ft*				ft
	43 ft				43 ft				43 ft				43 ft				
	0°	10°	20°	38°	0°	10°	20°	38°	0°	10°	20°	38°	0°	10°	20°	38°	
28	203.4																28
30	199.4				197												30
32	195.4				194.5				190.5								32
34	191.3				191				189.8								34
36	187.3	147.2			187.5				186.7				183.4				36
38	183.2	145.1			184	144.7			183.7				180.7				38
40	179.8	143			180.5	142.9			180.7	142.2			178.1				40
45	172.1	137.8	114		172.8	138.2	114.7		173.1	138.2			171.5	137.1			45
50	164.6	133.4	110.5		166.3	133.8	111.5		166.8	134	112		165	133.3	111.4		50
55	157	129	107.3	75	159.7	129.9	108.3	75.3	160.9	130.3	109.1		159.7	129.6	108.9		55
60	150.8	124.7	104.1	73.6	153.1	126	105.4	74	155	126.8	106.4	74.2	154.7	126.5	106.4	74.3	60
65	145.5	120.8	101.2	72.2	147.6	122.3	102.5	72.7	149.2	123.3	103.7	73	149.6	123.4	104.1	73.1	65
70	140.1	117	98.5	70.9	142.9	119	99.9	71.5	144	120.1	101.1	71.8	144.6	120.4	101.8	72.1	70
75	134.7	113.2	95.8	69.7	138.2	115.8	97.6	70.4	139.6	117.2	98.8	70.8	139.2	117.4	99.6	71	75
80	129.8	109.6	93.4	68.6	133.5	112.6	95.2	69.3	135.5	114.5	96.6	69.8	133.3	114.9	97.5	70.1	80
85	125.7	106.8	91.3	67.6	128.8	109.5	92.9	68.3	131.3	111.7	94.5	68.8	127.3	112.5	95.4	69.1	85
90	121.8	104.1	89.3	66.6	124.9	106.8	91	67.4	127.1	108.9	92.4	68	121.4	110	93.4	68.2	90
95	118	101.3	87.2	65.7	121.4	104.3	89.2	66.5	123.3	106.3	90.6	67.1	115.5	107.6	91.5	67.4	95
100	114.1	98.6	85.3	64.9	118.1	101.8	87.3	65.6	119.7	103.9	88.9	66.2	109.9	104.9	89.8	66.6	100
105	110.3	95.9	83.4	64.1	114.8	99.3	85.4	64.9	116.3	101.7	87.2	65.4	104.5	101.4	88.2	65.8	105
110	106.6	93.7	81.9	63.4	111.5	96.8	83.7	64.1	111.2	99.4	85.5	64.8	99.7	97.7	86.7	65.1	110
115	103.4	91.6	80.4	62.7	108	94.3	82.2	63.4	105.1	97.2	83.8	64.1	94.9	94.1	85.1	64.5	115
120	100.8	89.7	78.9	62.1	103.3	92.3	80.8	62.8	99.5	94.9	82.2	63.4	90.2	90.4	83.6	63.8	120
125	98.2	87.7	77.4	61.4	98.2	90.4	79.4	62.2	94	92.8	81	62.8	85.4	86.8	82.1	63.3	125
130	94.4	85.8	76.1	61	92.9	88.6	78	61.7	89	90.4	79.7	62.3	80.7	83.1	79.8	62.7	130
135	89.9	84	75	60.6	88.1	86.8	76.7	61.1	84.3	86.1	78.4	61.7	75.9	79.5	77.2	62.1	135
140	85.2	82.4	73.9	60.2	83.6	84.5	75.5	60.7	79.9	81.8	77.1	61.2	71.1	75.8	74.6	61.7	140
145	80.7	80.7	72.7	59.9	79.3	81	74.5	60.3	75.7	77.5	75.9	60.8	67.9	72.2	71.9	61.2	145
150	76.6	78.2	71.7	59.6	75.2	76.9	73.4	60	71.9	73.6	74.6	60.4	64.7	68.6	69.3	60.7	150
155	72.7	74.2	70.8	59.4	71.5	73	72.3	59.7	68.2	69.8	71.2	60	61.6	65	66.6	60	155
160	69.1	70.4	69.9		67.9	69.4	70.7	59.4	64.7	66.2	67.7	59.7	58.4	61.4	63.7	59.2	160
165	65.5	66.8	67.8		64.6	65.9	67.2	59.2	61.4	62.9	64.3	59.4	55.3	57.9	60.6	58.3	165
170	62	63.2	64.2		61.4	62.7	63.8		58.3	59.7	61	59.1	52.2	54.6	57.6	57.5	170
175	58.8	59.8	60.7		58.4	59.6	60.7		55.4	56.7	57.9	59	49.1	52	54.5	55.9	175
180	55.6	56.7	57.5		55.5	56.6	57.7		52.6	53.9	55	56.5	46.2	49.5	51.4	53.5	180
185	52.7	53.7	54.4		52.8	53.9	54.8		49.9	51.1	52.2		44	46.9	48.5	50.7	185
190	50	50.8	51.4		50.2	51.2	52		47.4	48.6	49.5		41.8	44.4	45.8	47.9	190
195	47.3	48.1			47.6	48.5	49.3		45	46.1	47		39.7	41.8	43.4		195
200	44.8	45.5			45.1	46	46.7		42.7	43.7	44.6		37.5	39.4	41.1		200
205	41.2	43			42.8	43.6	44.1		40.5	41.5	42.3		35.3	37	38.7		205
210	33.6				40.5	41.2			38.4	39.3	40.1		33.2	35.1	36.4		210
215	23.3				38.4	39			36.4	37.3	37.9		31.1	33.1	34.1		215
220					36	36.9			34.5	35.3	35.9		29.3	31.2	32.2		220
225					30.1				32.7	33.4			27.6	29.3	30.3		225
230					22.5				30.9	31.6			26	27.3	28.4		230
235									29	29.7			24.3	25.6	26.5		235
240									24.4	26.5			22.7	24	24.8		240
245									18.3				21.1	22.4			245
250									10.4				19.7	20.8			250
255													17.5	19.1			255
260													12.8				260

\* adapter · pièce d'adaptateur

t\_198\_009\_00201\_00\_000

# Lifting capacities Forces de levage

# TYV23ENZF 54 ft



ft	107 ft + 74 ft*				125 ft + 74 ft*				143 ft + 74 ft*				161 ft + 74 ft*				ft
	54 ft				54 ft				54 ft				54 ft				
	0°	10°	20°	38°	0°	10°	20°	38°	0°	10°	20°	38°	0°	10°	20°	38°	
30	164.7																30
32	161.3				159.7												32
34	157.8				157				155								34
36	154.3				153.9				152.9								36
38	150.9	107.8			150.8				150.1				148.8				38
40	147.4	105.8			147.7	105			147.2				146.1				40
45	139.2	100.6			140.1	100.7			140.1	100.7			139.5				45
50	131	95.9	75.7		132.9	96.2	75.6		133.2	96.6			132.7	95.9			50
55	122.9	91.8	73		125.7	92.3	73.2		126.9	92.7	73.2		126.8	92.3	72.9		55
60	115.4	87.7	70.6	50.9	118.6	88.7	70.9		120.6	89.4	71		121.4	88.9	70.9		60
65	109.7	83.9	68.3	49.7	112	85.1	68.8	50	114.3	86.2	69	50.3	115.9	86.1	69		65
70	104.4	80.8	66	48.6	106.9	81.8	66.7	49	108.6	82.9	67.2	49.3	110.5	83.3	67.3	49.5	70
75	99	77.8	63.9	47.5	102.2	79.1	64.8	48	104.1	80.1	65.3	48.4	105.4	80.5	65.5	48.6	75
80	93.7	74.8	61.7	46.5	97.5	76.4	63	47	99.9	77.6	63.6	47.5	101.4	77.9	63.8	47.7	80
85	89.4	71.9	59.7	45.5	92.9	73.7	61.2	46.1	95.8	75.1	62.1	46.6	97.7	75.7	62.3	46.9	85
90	85.8	69.6	58	44.7	88.7	71.1	59.4	45.3	91.6	72.7	60.5	45.8	94.1	73.6	61	46.1	90
95	82.6	67.3	56.3	43.8	85.3	69	57.8	44.5	87.7	70.3	59	45	90.5	71.4	59.6	45.4	95
100	79.3	65.1	54.7	43	82.2	67	56.3	43.7	84.5	68.2	57.6	44.3	86.9	69.2	58.2	44.7	100
105	76	62.8	53	42.3	79.3	65.1	54.8	43	81.6	66.5	56.2	43.6	83.9	67.2	56.9	44	105
110	72.8	60.6	51.6	41.6	76.4	63.1	53.4	42.3	79	64.8	54.9	42.9	81	65.6	55.7	43.3	110
115	69.7	58.6	50.2	40.9	73.5	61.2	51.9	41.6	76.4	63	53.6	42.3	78.7	64.1	54.5	42.7	115
120	66.9	56.9	49	40.3	70.6	59.3	50.6	41	73.8	61.3	52.2	41.7	76.4	62.5	53.4	42.1	120
125	64.8	55.2	47.8	39.8	67.9	57.6	49.5	40.4	71.2	59.6	51	41.1	74.1	61	52.2	41.5	125
130	62.6	53.5	46.6	39.2	65.5	56	48.4	39.9	68.6	57.9	49.9	40.5	71.7	59.4	51.1	41	130
135	60.4	51.9	45.5	38.6	63.6	54.5	47.3	39.4	66	56.5	48.8	40	69.4	57.9	49.9	40.5	135
140	58.2	50.2	44.6	38.2	61.7	53	46.2	38.9	64.1	55.1	47.8	39.5	67.1	56.5	49	40	140
145	56.1	48.8	43.7	37.8	59.8	51.5	45.2	38.4	62.4	53.8	46.8	39.1	64.7	55.1	48.1	39.5	145
150	54.1	47.6	42.8	37.4	57.9	50	44.3	38	60.8	52.4	45.8	38.6	62.4	54	47.2	39.1	150
155	52.4	46.5	41.9	37	56	48.7	43.5	37.6	59.1	51.1	44.9	38.2	60.1	52.8	46.3	38.7	155
160	50.9	45.3	41.1	36.7	54.2	47.6	42.7	37.3	57.4	49.8	44.1	37.8	57.7	51.7	45.3	38.3	160
165	49.3	44.1	40.4	36.4	52.5	46.5	41.9	36.9	55.8	48.6	43.3	37.5	55.3	50.5	44.5	38	165
170	47.8	43	39.7		51.2	45.5	41.1	36.6	54.1	47.5	42.6	37.2	52.9	49.3	43.8	37.6	170
175	46.3	42	39		49.8	44.4	40.4	36.4	52.4	46.5	41.8	36.8	50.5	48.1	43.1	37.3	175
180	44.7	41.2	38.3		48.4	43.3	39.8	36.1	51.1	45.6	41.1	36.6	48.1	46.7	42.4	37	180
185	43.5	40.3	37.7		47	42.4	39.2		49.8	44.6	40.4	36.3	45.7	45	41.7	36.7	185
190	42.5	39.5	37.3		45.6	41.5	38.6		48.2	43.6	39.8	36.1	43.5	43.4	41.1	36.5	190
195	41.4	38.7	36.8		44.2	40.7	38		45.8	42.6	39.3		41.5	41.7	40.2	36.3	195
200	40.3	38	36.4		43.1	40	37.5		43.6	41.7	38.8		39.4	40.1	39.2	36.1	200
205	39.3	37.4	36		42.1	39.2	37.1		41.4	40.9	38.2		37.4	38.4	37.9		205
210	38.3	36.8			41.1	38.4	36.7		39.3	40	37.7		35.4	36.7	36.5		210
215	37.4	36.2			39.8	37.8	36.3		37.3	38.5	37.2		33.3	35	35.2		215
220	32.2				37.7	37.2	36		35.4	36.5	36.7		31.3	33.2	33.8		220
225	23.4				35.8	36.3			33.6	34.6	35.4		29.4	31.3	32.4		225
230					33.9	34.5			31.9	32.8	33.5		27.7	29.5	30.7		230
235					28.6	31.3			30.2	31	31.7		26.1	27.7	28.9		235
240					21.9				28.6	29.3			24.6	25.9	27.1		240
245					12.9				26.8	27.7			23	24.2	25.3		245
250									22.9	25.3			21.5	22.7	23.6		250
255									17.5				20	21.2			255
260									10.7				18.6	19.7			260
265													16.4	18.2			265
270													12.2				270

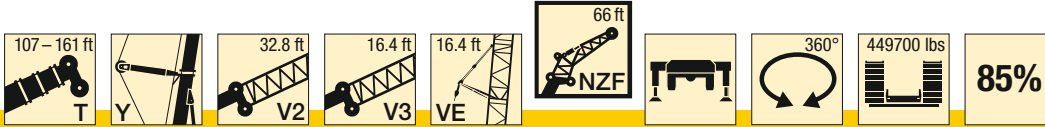
G

\* adapter · pièce d'adaptateur

t\_198\_009\_00301\_00\_000

# Lifting capacities Forces de levage

# TYV23ENZF 66 ft



G

ft	107 ft + 74 ft*				125 ft + 74 ft*				143 ft + 74 ft*				161 ft + 74 ft*				ft
	66 ft				66 ft				66 ft				66 ft				
	0°	10°	20°	38°	0°	10°	20°	38°	0°	10°	20°	38°	0°	10°	20°	38°	
30	139.4																30
32	136.5																32
34	133.6				132.8												34
36	130.7				130.3				129.1								36
38	127.8				127.7				127				124.2				38
40	124.9				125.2				124.8				122.9				40
45	118.5	92.2			118.9	92.1			119.2				118				45
50	113.3	88.7			113.6	89.4			113.7	89.7			113.2	88.9			50
55	108.1	85.5	71.5		109	86.6	71.3		109.5	86.8			108.6	86.3			55
60	102.8	82.6	69.3		104.4	84	69.6		105.4	84	69.5		104.9	83.7	69		60
65	98.4	79.7	67.3		99.8	81.4	67.8		101.3	81.7	67.9		101.3	81.3	67.5		65
70	94.7	77	65.3	47.3	95.8	78.8	66		97.1	79.3	66.3		97.6	79.2	66		70
75	91.1	74.7	63.3	46.3	92.6	76.4	64.3	46.6	93.6	76.8	64.8	46.8	94	77.1	64.7		75
80	87.4	72.5	61.7	45.4	89.4	74.3	62.6	45.7	90.7	74.8	63.3	45.9	90.7	75	63.4	46	80
85	83.8	70.3	60.1	44.5	86.2	72.3	61.1	44.9	87.8	72.9	61.8	45.2	88.2	73	62.1	45.3	85
90	81	68.1	58.4	43.7	82.9	70.2	59.6	44.1	84.9	71	60.5	44.4	85.6	71.4	60.8	44.5	90
95	78.4	66.2	56.9	43	80.2	68.2	58.1	43.4	82.1	69.1	59.1	43.7	83.1	69.8	59.6	43.9	95
100	76	64.5	55.5	42.3	77.7	66.5	56.7	42.7	79.4	67.3	57.7	43	80.6	68.2	58.3	43.2	100
105	73.6	62.7	54.1	41.6	75.5	64.9	55.4	42	77.1	65.7	56.4	42.4	78.1	66.6	57.1	42.6	105
110	71.2	60.9	52.7	40.9	73.4	63.2	54.1	41.4	75	64.3	55.2	41.8	75.9	64.9	55.8	42	110
115	68.8	59.1	51.3	40.3	71.3	61.6	52.8	40.8	73.1	62.9	54	41.2	73.8	63.6	54.7	41.5	115
120	66.5	57.3	50	39.7	69.2	60	51.5	40.2	71.1	61.4	52.8	40.7	72.1	62.4	53.7	41	120
125	64.3	55.8	48.9	39.2	67.1	58.4	50.3	39.7	69.2	60	51.6	40.1	70.4	61.1	52.6	40.5	125
130	62.6	54.3	47.7	38.7	65	56.9	49.1	39.2	67.3	58.6	50.5	39.7	68.6	59.8	51.5	39.9	130
135	60.9	52.9	46.6	38.2	63.1	55.5	48.1	38.7	65.4	57.2	49.3	39.2	66.9	58.5	50.5	39.5	135
140	59.1	51.5	45.5	37.8	61.5	54.2	47.1	38.3	63.4	55.9	48.4	38.7	65.2	57.3	49.4	39.1	140
145	57.4	50	44.6	37.4	60	52.9	46.1	37.9	61.7	54.7	47.5	38.3	63.5	56	48.5	38.7	145
150	55.6	48.7	43.7	37	58.5	51.5	45.1	37.5	60.3	53.5	46.6	37.9	61.7	54.9	47.6	38.3	150
155	54	47.5	42.9	36.7	56.9	50.2	44.2	37.1	58.9	52.3	45.7	37.5	59.7	53.8	46.8	37.9	155
160	52.3	46.4	42.1	36.4	55.4	48.9	43.4	36.8	57.6	51	44.8	37.1	57.5	52.7	45.9	37.5	160
165	51	45.4	41.2	36.1	53.9	47.8	42.7	36.5	56.2	49.8	44	36.8	55.2	51.6	45.1	37.2	165
170	49.6	44.3	40.5	35.9	52.4	46.8	41.9	36.2	54.9	48.7	43.2	36.5	52.9	50.6	44.3	36.8	170
175	48.2	43.3	39.8	35.7	51.1	45.8	41.2	36	53.6	47.6	42.5	36.3	50.7	49.5	43.5	36.5	175
180	46.9	42.2	39.2	35.5	49.8	44.8	40.5	35.8	52.2	46.6	41.8	36	48.4	48.4	42.8	36.3	180
185	45.5	41.4	38.6		48.6	43.8	39.8	35.6	50.5	45.6	41.2	35.8	46.1	47.3	42.2	36	185
190	44.1	40.6	38		47.3	42.8	39.3	35.4	48.4	44.7	40.5	35.6	43.9	45.6	41.6	35.8	190
195	43	39.8	37.4		46.1	41.9	38.7		46.1	43.8	39.8	35.4	41.7	43.7	41	35.6	195
200	42	39.1	37		44.8	41	38.2		43.9	42.9	39.3	35.3	39.7	41.9	40.3	35.4	200
205	41	38.3	36.6		43.6	40.3	37.6		41.7	41.9	38.8		37.8	40	39.6	35.3	205
210	40	37.6	36.2		42.2	39.6	37.1		39.6	41	38.2		35.9	38	38.5	35.1	210
215	39	37.1	35.9		40.4	38.9	36.8		37.7	39.1	37.7		34	36.1	36.8	35	215
220	38.1	36.6			38.4	38.2	36.4		35.8	37.1	37.2		32.1	34.1	35.2		220
225	36	36			36.6	37.4	36.1		34	35.2	36.1		30.2	32.3	33.5		225
230	30.3	33.7			34.8	35.7	35.7		32.3	33.4	34.4		28.3	30.5	31.7		230
235	22.8				33	33.8			30.6	31.7	32.6		26.5	28.8	29.9		235
240					31.2	32			29	30	30.9		25	27.2	28.2		240
245					26.7	29.6			27.5	28.4	29.2		23.6	25.6	26.6		245
250					20.8				26	26.9			22.2	24	25		250
255					13.1				24.3	25.3			20.7	22.4	23.3		255
260									20.9	23.4			19.3	20.9	21.7		260
265									16.1				17.9	19.5			265
270									10.2				16.6	18			270
275													14.6	16.4			275
280													10.6	13.1			280

\* adapter · pièce d'adaptateur

t\_198\_009\_00401\_00\_000

# Lifting capacities Forces de levage

# TYV23ENZF 77 ft



ft	107 ft + 74 ft*				125 ft + 74 ft*				143 ft + 74 ft*				161 ft + 74 ft*				ft
	77 ft				77 ft				77 ft				77 ft				
	0°	10°	20°	38°	0°	10°	20°	38°	0°	10°	20°	38°	0°	10°	20°	38°	
32	117.7																32
34	115.4				113.7												34
36	113				112.1				110.2								36
38	110.5				110				109.2								38
40	108.1				107.9				107.4					105.5			40
45	102.2	79.2			102.6				102.6					101.4			45
50	97.6	76.5			97.6	76.2			97.9	75.7				97.2			50
55	93.2	73.5			93.8	73.6			93.9	73.5				93.1	72.8		55
60	88.8	71	59.8		89.9	71	59.5		90.4	71.2				89.8	70.7		60
65	84.6	68.6	58.1		86.1	68.8	58.1		86.9	69	58			86.7	68.6	57.5	65
70	81.3	66.3	56.4		82.4	66.7	56.6		83.5	67	56.6			83.7	66.7	56.3	70
75	78.3	64.1	54.8		79.4	64.6	55.2		80.2	65.1	55.2			80.6	65	55	75
80	75.3	62.2	53.1	38.6	76.7	62.7	53.8	38.7	77.4	63.2	54			77.7	63.3	53.9	80
85	72.2	60.3	51.7	37.8	74	61	52.4	38	75	61.4	52.8	38.1		75.2	61.6	52.8	85
90	69.2	58.5	50.3	37	71.3	59.3	51.1	37.2	72.6	59.9	51.7	37.4		73.1	60	51.7	90
95	67	56.7	48.9	36.3	68.6	57.6	49.9	36.6	70.2	58.4	50.5	36.8		70.9	58.6	50.6	95
100	64.9	55.1	47.6	35.6	66.4	56	48.6	35.9	67.8	56.9	49.4	36.2		68.8	57.2	49.6	100
105	63	53.6	46.5	35	64.3	54.5	47.4	35.3	65.7	55.4	48.3	35.6		66.6	55.9	48.7	105
110	61	52.1	45.5	34.4	62.6	53.2	46.3	34.8	63.7	54	47.2	35		64.6	54.5	47.8	110
115	59	50.7	44.4	33.9	60.8	51.9	45.4	34.2	62.1	52.8	46.2	34.5		62.8	53.1	46.8	115
120	57.1	49.2	43.4	33.3	59	50.7	44.4	33.7	60.5	51.7	45.3	34		61.2	52.1	46	120
125	55.2	47.7	42.4	32.8	57.3	49.4	43.5	33.2	58.9	50.6	44.4	33.5		59.7	51.1	45.1	125
130	53.3	46.5	41.4	32.3	55.5	48.2	42.5	32.7	57.3	49.5	43.5	33.1		58.3	50.1	44.3	130
135	51.9	45.4	40.6	31.8	53.8	46.9	41.6	32.3	55.7	48.3	42.6	32.6		56.9	49.1	43.5	135
140	50.5	44.3	39.8	31.4	52.1	45.9	40.9	31.9	54.1	47.2	41.8	32.2		55.4	48.1	42.6	140
145	49.1	43.2	39	31.1	50.9	44.8	40.1	31.4	52.5	46.2	41	31.8		54	47.1	41.8	145
150	47.6	42.2	38.2	30.7	49.7	43.8	39.4	31.1	51.1	45.2	40.3	31.4		52.6	46.1	41	150
155	46.2	41.1	37.6	30.3	48.4	42.8	38.6	30.7	50	44.3	39.6	31.1		51.2	45.2	40.4	155
160	44.8	40.1	36.9	30	47.2	41.9	37.9	30.4	48.9	43.4	39	30.8		49.9	44.3	39.7	160
165	43.5	39.3	36.3	29.7	46	40.9	37.3	30.1	47.8	42.5	38.3	30.5		48.7	43.5	39.1	165
170	42.4	38.5	35.7	29.5	44.8	40	36.7	29.8	46.7	41.6	37.6	30.2		47.5	42.7	38.5	170
175	41.5	37.8	35.1	29.2	43.6	39.2	36.2	29.6	45.7	40.7	37.1	29.9		46.4	41.9	37.9	175
180	40.5	37	34.6	29	42.5	38.5	35.7	29.3	44.6	39.9	36.6	29.6		45.2	41.1	37.3	180
185	39.5	36.3	34.1	28.8	41.6	37.8	35.1	29.1	43.5	39.1	36.1	29.4		44.1	40.3	36.8	185
190	38.5	35.6	33.7	28.7	40.7	37.1	34.6	29	42.4	38.4	35.6	29.2		42.9	39.5	36.3	190
195	37.4	35	33.3		39.8	36.4	34.1	28.8	41.5	37.8	35.1	29		41.8	38.7	35.9	195
200	36.6	34.4	32.9		38.9	35.7	33.8	28.7	40.6	37.1	34.6	28.8		40.7	37.7	35.4	200
205	35.8	33.9	32.5		38	35.1	33.4		39.8	36.5	34.1	28.7		39.1	36.8	34.9	205
210	35.1	33.4	32.2		37.1	34.5	33		39	35.9	33.8	28.5		37.3	35.8	34.5	210
215	34.4	32.8	32		36.2	34.1	32.6		38	35.2	33.4	28.4		35.4	34.9	33.9	215
220	33.7	32.4	31.7		35.6	33.6	32.3		36.7	34.6	33			33.5	33.9	33.3	220
225	33	32	31.5		34.9	33.1	32		34.9	34.2	32.7			31.8	33	32.3	225
230	32.5	31.7			34.3	32.6	31.8		33.2	33.7	32.4			30.1	31.6	31.4	230
235	32	31.4			33.6	32.2	31.6		31.5	32.8	32.1			28.4	30	30.5	235
240	29	31.1			32.4	31.9	31.4		30	31.2	31.7			26.6	28.4	29.5	240
245	22.5				30.9	31.4			28.4	29.6	30.6			24.9	26.8	28	245
250	13.6				29.3	30.1			27	28.1	29			23.6	25.3	26.5	250
255					25.4	28.5			25.5	26.5	27.4			22.2	23.9	24.9	255
260					20.1				24.2	25.1				20.9	22.4	23.4	260
265					13.4				22.6	23.7				19.5	21	22	265
270									19.6	22				18.2	19.7	20.6	270
275									15.3					16.8	18.3		275
280									10.1					15.5	17		280
285														13.5	15.5		285
290														9.9	12.7		290

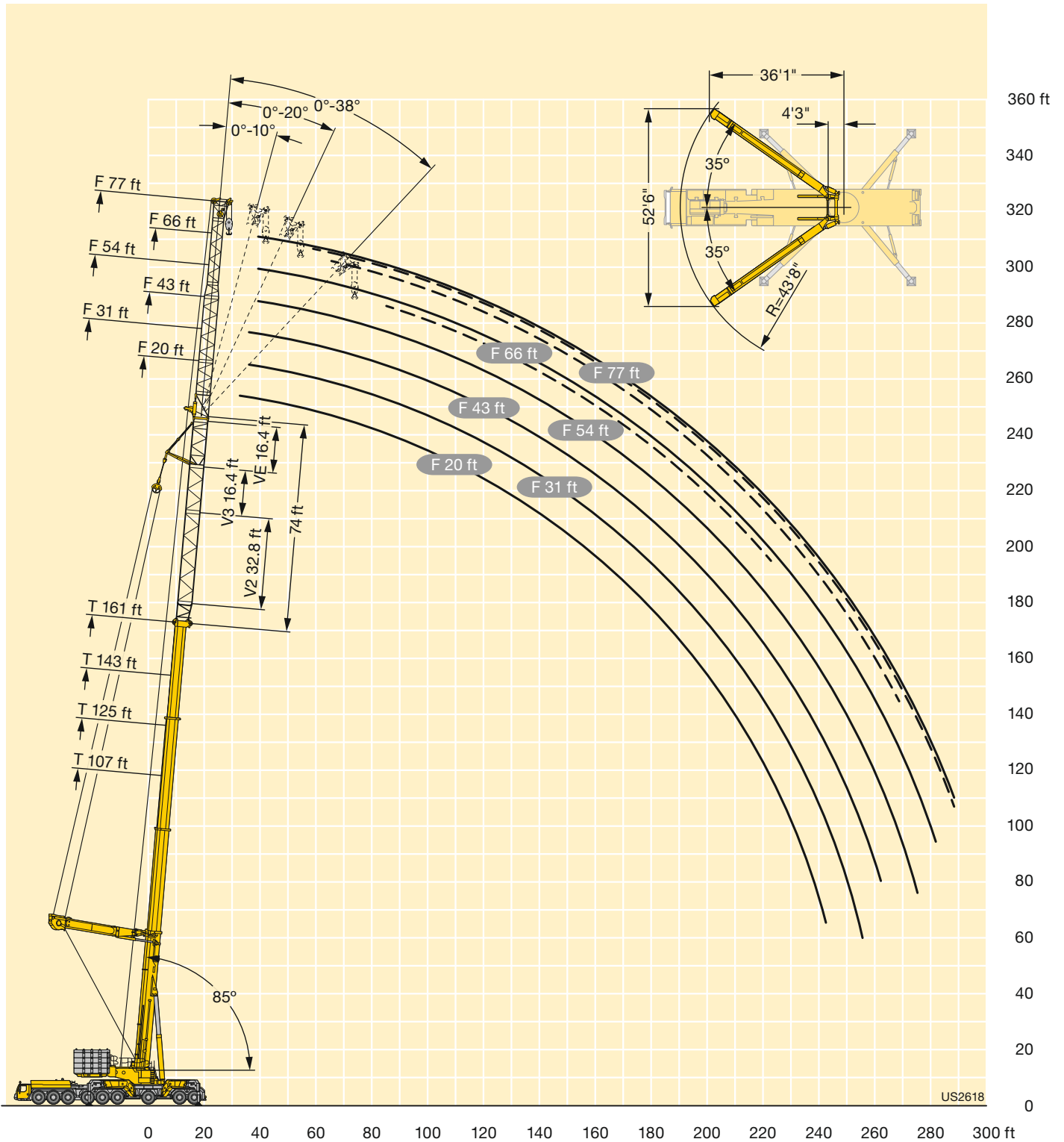
\* adapter · pièce d'adaptateur

t\_198\_009\_00501\_00\_000

G

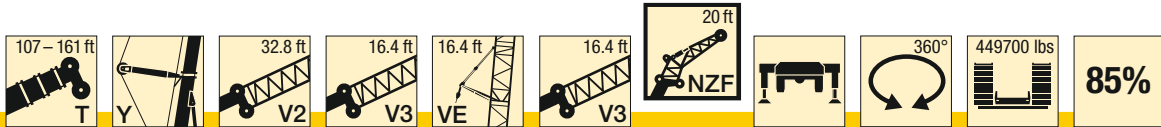
# Lifting heights Hauteurs de levage

**TYV23ENZF**



# Lifting capacities Forces de levage

# TYV23E3NZF 20 ft



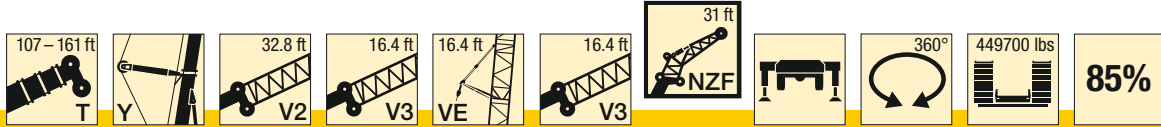
ft	107 ft + 91 ft*				125 ft + 91 ft*				143 ft + 91 ft*				161 ft + 91 ft*				ft
	20 ft				20 ft				20 ft				20 ft				
	0°	10°	20°	38°	0°	10°	20°	38°	0°	10°	20°	38°	0°	10°	20°	38°	
26	231.6																26
28	230.7																28
30	228.9	202.4			227.3												30
32	227.2	200.4			226.2				221								32
34	225.5	198.4	158.7		224.7	199.4			221.1								34
36	223.8	196.4	157.1		223.2	197.6	158.8		220	198.4			207.3				36
38	222	194.4	155.5	119.4	221.7	195.7	157.3		218.9	196.7	158.9		204.8	196.1			38
40	220.4	192.2	153.9	118.2	220.2	193.9	155.8	118.9	217.8	195.1	157.5		202.3	194.4			40
45	216.4	185.7	149.8	115.4	216.3	189.5	152.1	116.2	215.3	190.9	154	117.2	196.1	189.7	155.7	117.3	45
50	212.3	179	145.8	112.8	212.8	183.6	148.4	113.8	206.4	186.7	150.6	114.9	189.4	184.9	152.5	115.3	50
55	208.2	172.3	142.1	110.4	209.3	177.4	144.6	111.5	196.7	181.8	147.1	112.7	180.7	177.4	149.3	113.2	55
60	203.2	165.6	139	108.1	204.3	171.2	141.5	109.4	186.4	176.1	143.7	110.6	171.5	168.7	146	111.2	60
65	198	160.9	135.9	106	195	165.1	138.6	107.4	176.8	170.3	140.9	108.7	162.3	159.7	142.9	109.4	65
70	192.7	156.6	132.8	104.1	185	160.9	135.8	105.5	168.7	164.6	138.3	106.8	153.5	151.8	140.5	107.7	70
75	185.3	152.4	129.7	102.1	175.1	157	132.9	103.8	160.9	158.3	135.6	105.1	145.8	144.9	138	106	75
80	173.5	148.2	126.6	100.3	165.1	153.1	130.1	102	153	150.3	133	103.5	138.1	137.8	134.5	104.4	80
85	161.7	144	124.4	98.8	155.2	149.2	127.2	100.3	144.9	143	130.3	101.8	130.3	130.7	129.9	102.9	85
90	150.9	140.5	122.2	97.3	147	145.3	124.9	98.9	137.7	137.1	127.7	100.3	122.6	123.6	124.7	101.5	90
95	141.4	137.2	119	95.8	137.9	139.2	123.2	97.5	131.5	131.4	124.9	99	115	117	119.2	100	95
100	132.7	133.4	116.2	94.5	129.5	130.7	120	96.2	124.2	125.4	121.7	97.7	108.6	111.3	113.6	98.8	100
105	124.6	125.7	113.5	93.3	121.7	123	117.1	94.9	116.6	118	117.3	96.4	102.8	105.7	107.5	97.6	105
110	117.1	118.4	110.7	92.1	114.6	115.8	114.5	93.8	109.9	111.1	112.2	95.1	97.8	100.2	101.4	96.4	110
115	110.3	111.5	108	91.1	108.1	109.1	109.6	92.6	103.6	104.6	105.9	94	92.8	94.6	95.4	94.6	115
120	104.1	105.1	105.3	90.1	101.9	103	104	91.5	97.6	98.8	99.8	93	87.8	89.1	90.2	92.1	120
125	98.2	99.1	100.1	89.2	96.2	97.3	98.2	90.6	92.2	93.2	94.2	92	82.8	83.8	85.7	88.2	125
130	92.7	93.7	94.6	88.3	91	92	92.8	89.8	87.1	88	89.1	89.9	77.8	79.1	81.3	83.9	130
135	87.6	88.6	89.4	87.7	86.1	86.9	87.8	88	82.3	83.3	84.2	85.4	72.8	75	76.9	79.3	135
140	82.9	83.8	84.5	85.1	81.4	82.3	83.1	84.2	77.9	78.8	79.5	80.9	68.9	71.1	72.5	75	140
145	78.5	79.3	79.9	80.9	77.1	78	78.7	79.7	73.7	74.5	75.3	76.5	65.6	67.3	68.4	70.9	145
150	74.3	75	75.6		73.1	73.9	74.5	75.5	69.7	70.5	71.3	72.3	62.3	63.5	64.5	67.1	150
155	70.3	71	71.5		69.3	70	70.6	71.5	66	66.8	67.5	68.5	59	59.6	61.3	63.4	155
160	66.5	67.1	67.5		65.7	66.3	67		62.5	63.2	63.9	64.8	55.8	56.1	58	59.7	160
165	62.8	63.3	63.7		62.3	62.9	63.5		59.2	59.9	60.5	61.3	52.5	52.9	54.8	56.4	165
170	59.3	59.8	60.2		59.1	59.7	60.2		56	56.7	57.3		49.3	50.3	51.6	53.3	170
175	56	56.5	56.9		56	56.6	57.1		53.1	53.7	54.3		46.1	47.6	48.5	50.2	175
180	52.9	53.4	53.7		53.1	53.7	54.1		50.3	50.9	51.4		43.8	45	45.6	47.2	180
185	50	50.4	50.7		50.4	50.8	51.2		47.6	48.2	48.7		41.6	42.3	43.2		185
190	47.2	47.6			47.6	48.1	48.4		45.1	45.6	46		39.3	39.7	40.8		190
195	44.6	44.9			45	45.4	45.7		42.7	43.2	43.6		37	37.2	38.4		195
200	39.8	40.9			42.5	42.9	43.2		40.3	40.8	41.2		34.8	35.1	36		200
205	31.1				40.2	40.5			38.2	38.6	38.9		32.5	33.1	33.6		205
210					37.9	38.2			36.1	36.4	36.7		30.4	31.1	31.6		210
215					34.7	35.7			34.1	34.4	34.7		28.5	29.1	29.7		215
220					28				32.1	32.5			26.8	27.1	27.8		220
225					19.2				30.3	30.6			25.1	25.2	25.8		225
230									27.8	28.3			23.5	23.6	24.1		230
235									22.3				21.8	22			235
240									15.5				20.1	20.4			240
245													18.7	18.8			245
250													15.9	16.5			250
255													10.5				255

\* adapter · pièce d'adaptateur

t\_198\_010\_00001\_00\_000

# Lifting capacities Forces de levage

# TYV23E3NZF 31 ft



ft	107 ft + 91 ft*				125 ft + 91 ft*				143 ft + 91 ft*				161 ft + 91 ft*				ft
	31 ft				31 ft				31 ft				31 ft				
	0°	10°	20°	38°	0°	10°	20°	38°	0°	10°	20°	38°	0°	10°	20°	38°	
28	226.1																28
30	225																30
32	223.4				222												32
34	221.8	186			220.6				209.8								34
36	220.3	182.9			219.2				208.5								36
38	218.7	179.4	139.3		217.9	179			207.3				194.9				38
40	216.9	176	137.4		216.5	176			206.1	175.4			191.9				40
45	209.1	167.8	132.7		212.5	168.8	132.7		203.1	168.7	132.4		184	166.3			45
50	200.6	161	128.4	92.2	203.8	162.1	128.4	92.7	196.3	162	128.7	92.9	176.1	160.6	127.7		50
55	192.2	154.2	124.3	90.3	195	156.2	124.8	90.8	186.4	156.5	125.1	91.3	168.3	155	124.3	92.2	55
60	183.8	147.8	120.3	88.4	186.1	150.2	121.3	89.1	176.3	151.3	121.7	89.7	160.7	150	121.3	90.6	60
65	175.5	142.5	116.6	86.7	177.1	144.6	117.8	87.4	165.9	146.1	118.4	88	152.4	145.2	118.3	89.1	65
70	167.2	137.3	112.9	84.9	169.7	139.9	114.7	85.8	157.8	141.1	115.4	86.5	143.9	140.4	115.4	87.6	70
75	158.9	132.2	109.3	83.4	162.6	135.4	111.7	84.2	150.6	137	112.7	85.1	137.2	135	112.7	86.2	75
80	150.8	127.3	106.2	81.9	155.4	130.9	108.6	82.9	143.6	133	110.1	83.7	131.4	129.5	110.3	84.8	80
85	144.6	123.4	103.4	80.5	147.3	126.5	105.8	81.6	136.7	129	107.5	82.5	125.6	124	108	83.6	85
90	138.9	119.6	100.6	79.2	141.1	122.7	103.3	80.3	129.7	125	105	81.2	119.7	118.4	105.6	82.4	90
95	133.6	115.9	97.8	78	134.8	119.4	100.7	79.1	124	120.5	102.7	80	113.7	112.8	103.2	81.3	95
100	128.4	112.1	95.2	76.9	127.5	116.2	98.2	78	119	116.5	100.4	78.8	107.9	107.9	100.7	80.1	100
105	122.6	108.3	92.8	75.8	120.5	112.9	95.7	76.9	114.2	112.4	98.2	77.8	102.5	103.7	98	79	105
110	116.4	105	90.8	74.8	113.5	109.7	93.3	75.9	109.1	108	95.9	76.9	97.5	99.4	95.4	78.1	110
115	109.7	101.9	88.8	73.9	107.1	106.2	91.3	75	103	103.4	93.5	75.9	92.8	94.9	92.7	77.1	115
120	103.6	99	86.7	73	101.2	102.2	89.4	74.1	97.2	98.6	91.5	75	88.2	90.3	90	76.2	120
125	97.9	96	84.8	72.2	95.6	97.3	87.6	73.3	91.8	93.5	89.8	74.2	83.6	85.6	87.4	75.3	125
130	92.5	92.8	83.1	71.5	90.5	92	85.7	72.5	86.9	88.3	87.7	73.5	79	80.8	83.5	74.5	130
135	87.5	89	81.6	70.8	85.7	87.1	84	71.8	82.2	83.7	85.1	72.7	74.3	76.6	79.6	73.4	135
140	82.9	84.2	80.1	70.1	81.1	82.5	82.2	71.2	77.8	79.2	80.6	72	69.7	72.6	75.6	72.2	140
145	78.5	79.8	78.6	69.6	76.9	78.2	79	70.5	73.7	75	76.4	71.3	65.8	69.1	71.5	71	145
150	74.4	75.6	76.4	69.1	72.9	74.1	75.3	69.9	69.8	71.1	72.3	70.7	62.7	65.6	67.5	69.1	150
155	70.6	71.7	72.7	68.7	69.2	70.3	71.4	69.4	66.2	67.4	68.6	69.5	59.6	62.1	63.8	66.5	155
160	66.9	68	68.9		65.6	66.8	67.7	68.1	62.8	63.9	65	66.4	56.6	58.6	60.3	63	160
165	63.5	64.5	65.3		62.3	63.4	64.3	65.6	59.5	60.6	61.6	63.1	53.6	55.1	57.3	59.6	165
170	60.2	61.2	62		59.2	60.1	61		56.4	57.5	58.4	59.8	50.6	51.8	54.3	56.4	170
175	57.1	57.9	58.6		56.2	57.1	57.9		53.5	54.5	55.4	56.6	47.5	49.2	51.3	53.4	175
180	54	54.8	55.4		53.3	54.2	55		50.7	51.7	52.5	53.7	44.6	46.8	48.3	50.4	180
185	51.1	51.8	52.4		50.6	51.5	52.2		48	49	49.8		42.1	44.3	45.4	47.6	185
190	48.3	49	49.5		48.1	48.8	49.5		45.5	46.4	47.1		40	41.8	42.7	44.9	190
195	45.8	46.3	46.8		45.6	46.4	47		43.2	44	44.7		37.9	39.4	40.5		195
200	43.3	43.8			43.3	44	44.5		40.9	41.6	42.3		35.7	36.9	38.2		200
205	40.9	41.4			41.1	41.7	42.1		38.7	39.4	40		33.6	34.7	36		205
210	36.9	38.5			38.8	39.4	39.8		36.6	37.3	37.9		31.5	32.6	33.8		210
215	29.4				36.7	37.2			34.6	35.3	35.8		29.4	30.8	31.5		215
220	19.3				34.7	35.1			32.7	33.3	33.8		27.4	28.9	29.6		220
225					32	33.1			30.9	31.4	31.9		25.7	27	27.8		225
230					26.1				29.2	29.6			24.2	25.1	26		230
235					18.6				27.5	27.9			22.6	23.3	24.2		235
240									25.1	25.9			21	21.7	22.4		240
245									20.4	21.8			19.5	20.3			245
250									14.5				17.9	18.8			250
255													16.6	17.3			255
260													13.9	15.1			260
265													9.1				265

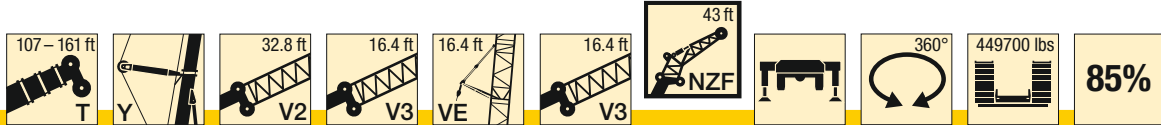
\* adapter · pièce d'adaptateur

t\_198.010\_00101\_00\_000



# Lifting capacities Forces de levage

# TYV23E3NZF 43 ft



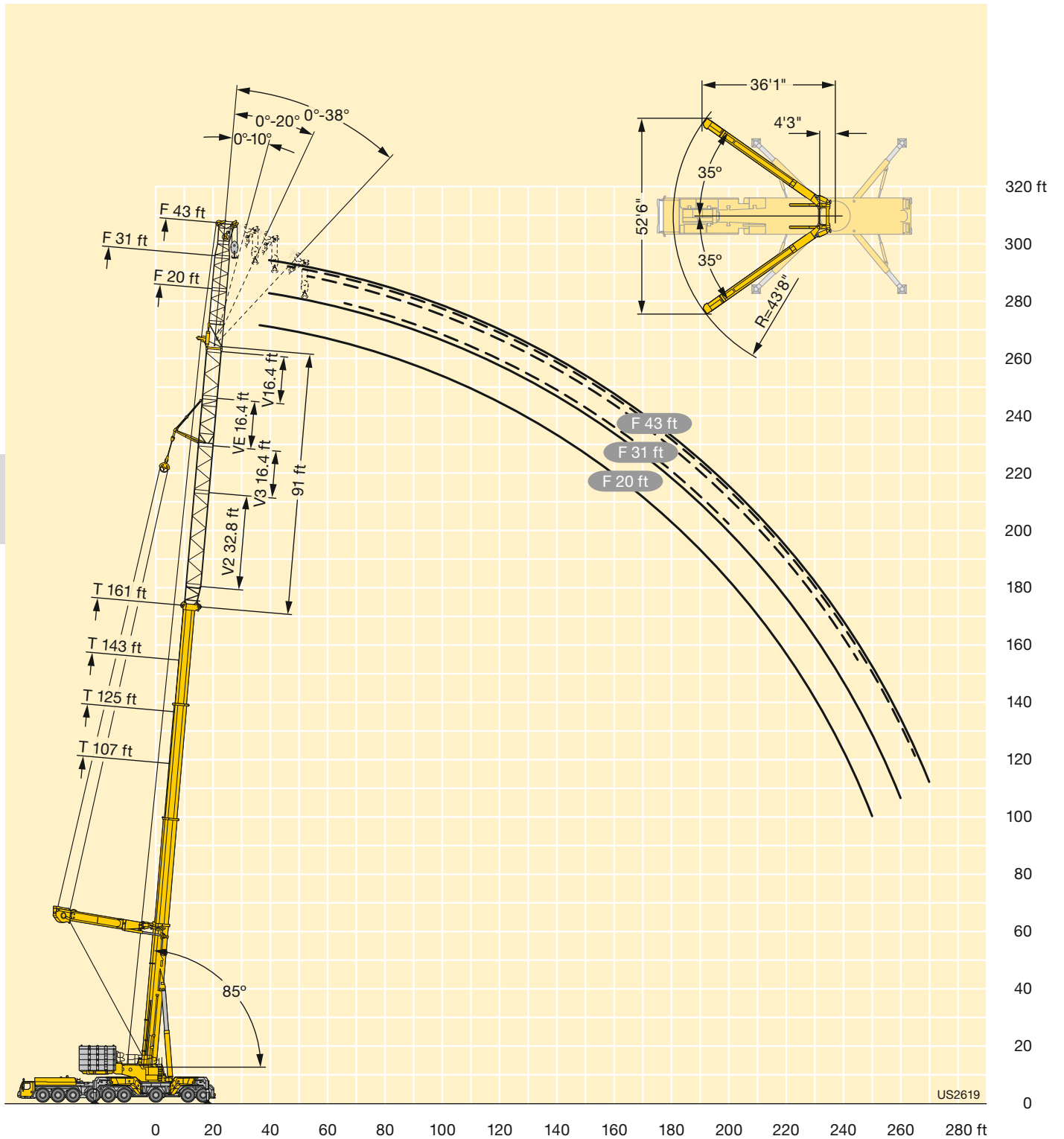
ft	107 ft + 91 ft*				125 ft + 91 ft*				143 ft + 91 ft*				161 ft + 91 ft*				ft
	43 ft				43 ft				43 ft				43 ft				
	0°	10°	20°	38°	0°	10°	20°	38°	0°	10°	20°	38°	0°	10°	20°	38°	
30	192.5																30
32	189.9																32
34	186.5				185												34
36	183.1				182.1				180.3								36
38	179.7	142.6			179.1				177.7				173.7				38
40	176.3	140.8			176.2	139.9			175.1				172.6				40
45	168.9	136.2	113.5		168.8	136			168.5	135.5			167	133.8			45
50	162.5	132	110.2		162.5	131.9	110.7		162.3	131.7	110.5		161.3	130.6			50
55	156.1	128.2	107.1	74.9	156.7	128.3	107.7		156.8	128.1	108		155.4	127.2	107.2		55
60	149.7	124.3	104.2	73.5	150.9	124.9	105.1	73.8	151.4	124.9	105.5	74	149.2	123.9	104.9		60
65	143.3	120.4	101.2	72.2	145.1	121.5	102.5	72.6	146	121.7	103.2	72.8	142.6	120.7	102.8	72.9	65
70	137	116.3	98.7	71	139.4	118	99.9	71.4	140.6	118.5	100.8	71.8	135.7	117.5	100.8	71.8	70
75	130.8	112.1	96.4	69.9	133.8	114.1	97.6	70.3	135.5	115.2	98.5	70.7	129	114.3	98.8	70.8	75
80	124.5	107.9	94	68.9	128.2	110.1	95.5	69.4	130.6	111.6	96.3	69.7	123.4	111.1	96.9	69.9	80
85	118.6	103.8	91.7	67.9	122.7	106.1	93.3	68.4	125.7	108	94.2	68.8	118.3	107.9	94.7	69.1	85
90	113.9	100.3	89.2	67	117.1	102.2	91.2	67.5	120.8	104.3	92.1	67.9	113.2	104.8	92.6	68.2	90
95	109.7	97.1	86.8	66	112.4	98.9	88.9	66.7	115.9	100.7	89.9	67.1	108.2	101.6	90.4	67.4	95
100	105.6	93.9	84.3	65.2	108.3	96	86.6	65.8	111.6	97.4	87.8	66.3	103.1	98.5	88.3	66.7	100
105	101.6	90.7	81.9	64.5	104.8	93.2	84.3	65	107.4	94.8	85.8	65.5	98.6	95.3	86.2	65.9	105
110	97.5	87.4	79.5	63.8	101.2	90.4	82	64.3	103.6	92.3	83.7	64.8	94.4	92.2	84.4	65.2	110
115	93.5	84.4	77.3	63.1	97.6	87.6	79.7	63.7	99.8	89.7	81.6	64.2	90.6	89.1	82.5	64.5	115
120	89.7	81.8	75.2	62.5	94	84.7	77.6	63	95.8	87.2	79.6	63.6	86.8	86	80.6	63.9	120
125	86.7	79.4	73	61.9	90.5	82.1	75.7	62.5	91.4	84.6	77.5	63	83.1	82.9	78.7	63.3	125
130	84.1	77	70.9	61.3	86.9	79.8	73.8	61.9	86.4	82	75.8	62.4	79.3	79.8	76.9	62.8	130
135	81.4	74.7	68.9	60.8	84.3	77.7	72	61.4	81.9	79.7	74.1	61.9	75.4	76.7	74.7	62.2	135
140	78.8	72.3	67.2	60.3	81	75.7	70.1	61	77.6	77.5	72.4	61.5	71.4	73.6	72.3	61.7	140
145	76.1	70.1	65.6	59.8	76.8	73.6	68.2	60.4	73.6	75.3	70.8	61	67.2	70.4	69.7	61.3	145
150	73.5	68.2	64	59.3	73	71.5	66.6	59.9	69.8	71.6	69.1	60.5	63.5	67.2	67.1	60.9	150
155	70.8	66.4	62.5	58.6	69.3	69.5	65.1	59.4	66.2	67.9	67.4	60.1	60.5	63.9	64.5	60.5	155
160	67.3	64.6	60.9	57.7	65.7	67.1	63.7	58.9	62.9	64.4	65.4	59.6	57.6	60.6	61.9	59.8	160
165	63.9	62.9	59.6	56.8	62.5	63.9	62.3	58.3	59.6	61.2	62.5	59.1	54.8	57.4	58.9	58.6	165
170	60.7	61.1	58.4		59.4	60.8	60.7	57.5	56.6	58.1	59.4	58.6	51.9	54.3	55.9	56.7	170
175	57.7	58.8	57.2		56.4	57.8	58.7	56.7	53.7	55.1	56.4	57.3	49.1	51.2	52.9	54.5	175
180	54.8	56	56		53.6	54.9	56	55.9	51	52.3	53.5	55.3	46.3	48.2	50.2	52	180
185	52.1	53.2	54		51	52.2	53.2		48.3	49.7	50.8	52.4	43.4	45.8	47.5	49.3	185
190	49.5	50.5	51.3		48.5	49.6	50.6		45.9	47.1	48.2	49.7	40.7	43.5	45	46.6	190
195	46.9	47.8	48.5		46.1	47.1	48		43.6	44.7	45.7		38.7	41.1	42.5	44.1	195
200	44.4	45.2	45.9		43.8	44.8	45.6		41.3	42.4	43.3		36.7	38.8	40.1	41.7	200
205	42.1	42.8	43.4		41.6	42.5	43.3		39.1	40.2	41.1		34.7	36.5	38		205
210	39.8	40.5			39.5	40.3	41		37.1	38	38.9		32.8	34.1	35.9		210
215	37.6	38.3			37.5	38.3	38.9		35.1	36	36.8		30.8	32	33.8		215
220	34.3	36.1			35.6	36.3	36.8		33.2	34.1	34.8		28.8	30.2	31.6		220
225	27.7				33.7	34.3			31.4	32.2	32.9		26.9	28.4	29.5		225
230	19.2				31.8	32.4			29.7	30.4	31		25.1	26.7	27.7		230
235					29.6	30.5			28	28.7	29.2		23.5	25	25.9		235
240					24.2				26.4	27			22	23.3	24.2		240
245					17.7				24.9	25.4			20.6	21.6	22.5		245
250									22.7	23.8			19.1	20.1	20.8		250
255									18.6	20.4			17.6	18.6			255
260									13.3				16.2	17.2			260
265													14.9	15.7			265
270													12.2	13.9			270

\* adapter · pièce d'adaptateur

t\_198.010\_00201\_00\_000

H

H



# Lifting capacities Forces de levage

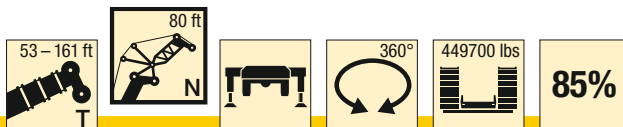
## TN 69 ft - 80 ft



ft	53 + 13.1 ft*			72 + 13.1 ft*			89 + 13.1 ft*			107 + 13.1 ft*			125 + 13.1 ft*			143 + 13.1 ft*			161 + 13.1 ft*			ft
	69 ft			69 ft			69 ft			69 ft			69 ft			69 ft			69 ft			
	84°	76°	66°	84°	76°	66°	84°	76°	66°	84°	76°	66°	84°	76°	66°	84°	76°	66°	84°	76°	66°	
36	293.9																					36
38	286.9			293.6																		38
40	278.7			292.8			268.7															40
45	255.4			277.3			272.2			205.3												45
50	237.1			257.1			266.3			193.7			161.8		132.8							50
55	222.9	232.2		240.8			249.9			182.2			153.1		127.7				103.3			55
60	212.3	214.2		228.6	240.9		236.4			171.7			145.1		122.1				100.2			60
65	205.3	200.2		220.1	223.1		226.4	240.1		162			137.7		116.6				96.7			65
70	201.9	189.8		213.9	209.1		219.3	223.6		153.7	149.9		131.1		111.6				93.1			70
75	192.5	182.5	187.5	200.1	198.6		209.2	208.2		146.9	139.4		125	118.8	106.9				89.7			75
80		178.5	174.9		191.4		192.6	195.8		142	130.8		119.9	111.5	102.8				86.6			80
85		174.9	165.4		188	187.6		185.5			123.4		116.1	104.9	99.1	90.9			83.3			85
90			159.3		184.8	176.6		178.1	170.1		117.4			99.2		85.9			80.4	73.5		90
95			154.3			166.6		170.5	160.5		112.5			94.3		81.3				69.7		95
100						157.6			150.8		109.5	102.9		90.4		77.5				66.3		100
105									142.7			96.1		87.3		74.1				63.2		105
110									136.6			90.9			76.6					60.6		110
115												86.6			72							115
120												83.4			68.3		58.6					120
125															65.1		55.4					125
130																	52.7				44.6	130
135																					42.3	135
140																					40.3	140

\* adapter - pièce d'adaptateur

t\_198\_006\_00001\_00\_000



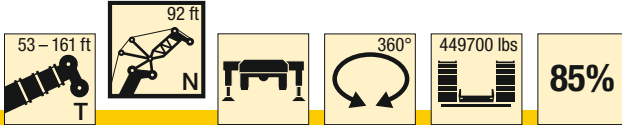
ft	53 + 13.1 ft*			72 + 13.1 ft*			89 + 13.1 ft*			107 + 13.1 ft*			125 + 13.1 ft*			143 + 13.1 ft*			161 + 13.1 ft*			ft
	80 ft			80 ft			80 ft			80 ft			80 ft			80 ft			80 ft			
	84°	76°	66°	84°	76°	66°	84°	76°	66°	84°	76°	66°	84°	76°	66°	84°	76°	66°	84°	76°	66°	
40	280.4																					40
45	255.4			274.9			244.7															45
50	235.1			255.4			246.9			187.4			152.2									50
55	218.4			237.5			242.6			177			147.6		120.4							55
60	205.1	218.4		222.8			230.5			167.4			140.6		116.5				93.7			60
65	194.4	200.7		210.8	226.7		218.2			158.5			133.7		112				91.4			65
70	186.5	187.1		201.6	209.9		208.5	224.2		150.2			127.4		107.5				88.7			70
75	181.3	176.2		194.8	196.2		200.7	210.4		142.7	141.9		121.6		103.1				85.8			75
80	176.7	168.2	179.8	185.5	185.5		193.4	197.6		136.1	132.3		116.2	112.6	99.1				82.9			80
85	166.9	162.3	166.8	172.4	177		179.9	186		130.5	124		111.3	106.1	95.3				80			85
90		158.5	156.3	159.1	171.3	175.7	167.2	175.8		126.5	116.9		107.1	99.8	91.9	86.2			77.4			90
95		154	148.4		168.2	165.9		167.3		124.4	110.9		103.9	94.2	89	81.5			74.8	69.3		95
100			143		163.8	157		160.6	151.4		105.8			89.5		77.3			72.4	65.9		100
105			138.4			148.9		152.9	143.6		101.6	100.9		85.5		73.6				62.7		105
110						141.6			136.5		98.9	93.5		82.1		70.3				59.8		110
115						134.8			130			87.7		79.3	74.8	67.4				57.2		115
120									124			83.1			70					55		120
125												79.4			65.9		57.1			53		125
130												76.4			62.7		53.7					130
135															59.9		50.8				43.1	135
140																	48.4				40.6	140
145																	46.3				38.5	145
150																					36.7	150

\* adapter - pièce d'adaptateur

t\_198\_006\_00101\_00\_000

# Lifting capacities Forces de levage

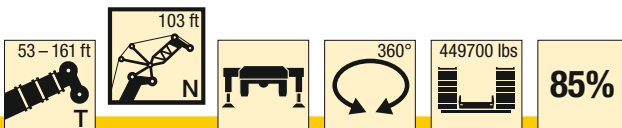
# TN 92 ft - 103 ft



ft	53 + 13.1 ft*			72 + 13.1 ft*			89 + 13.1 ft*			107 + 13.1 ft*			125 + 13.1 ft*			143 + 13.1 ft*			161 + 13.1 ft*			ft
	92 ft			92 ft			92 ft			92 ft			92 ft			92 ft			92 ft			
	84°	76°	66°	84°	76°	66°	84°	76°	66°	84°	76°	66°	84°	76°	66°	84°	76°	66°	84°	76°	66°	
45	250.7			250.1																		45
50	232.1			245.6			220.3			174												50
55	215.7			233.5			218.8			167.4			137.9									55
60	202.2			219.2			216			159.6			133			108.3			85.7			60
65	190.8	200.2		207.1			211			151.9			127.6			105.3			84.1			65
70	181.6	186.2		196.8	208.5		202.5			144.8			122.1			101.9			82.5			70
75	174.3	174.7		188.4	194.9		194.2	202.5		138.1			116.8			98.2			80.4			75
80	168.8	165.4		182.1	183.7		187.4	194.6		132.2	130.1		112			94.6			78.2			80
85	163.8	157.9		176.4	174.2		181.4	184.2		126.6	122.5		107.5	103.5		91.2			75.8			85
90	157.8	152	157.1	165.3	166.5		172.3	174.3		121.6	115.5		103.4	98.2		88			73.4			90
95	150.1	147.8	147.5	154.5	160.6	164.9	160.6	165.3		117.3	109.5		99.7	92.9		85	79.4		71.1			95
100	124.3	143.3	140	142.9	156.7	156.1	150.5	157.6		114.2	104.2		96.5	88.2		82.3	75.7		69	63.5		100
105		139	134.2		154.6	148		151.3	142.6	112.5	99.4		94	84		80	72.1		67.1	60.8		105
110			130.3		147.7	140.8		144.8	135.7		95.6			80.3		78.3	68.8		65.2	58.3		110
115			125.9			134.1		137.8	129.2		92.4	88.3		77			65.8			55.8		115
120			123.4			127.9			123.3		90.2	83.3		74.3			63.2			53.5		120
125						122.2			117.8			79		72.2	66		61			51.4		125
130									112.7			75.4			62.4		59.1			49.5		130
135									107.9			72.5			59.3			50.4		47.9		135
140												70.1			56.7			47.8				140
145															54.5			45.6			38	145
150															52.7			43.6			36.2	150
155																		41.9			34.5	155
160																					33	160
165																					31.7	165

\* adapter · pièce d'adaptateur

t\_198\_006\_00201\_00\_000



ft	53 + 13.1 ft*			72 + 13.1 ft*			89 + 13.1 ft*			107 + 13.1 ft*			125 + 13.1 ft*			143 + 13.1 ft*			161 + 13.1 ft*			ft
	103 ft			103 ft			103 ft			103 ft			103 ft			103 ft			103 ft			
	84°	76°	66°	84°	76°	66°	84°	76°	66°	84°	76°	66°	84°	76°	66°	84°	76°	66°	84°	76°	66°	
50	227.8			222.2			199															50
55	213.7			217.6			196.6			157.7												55
60	199.7			212.7			194.1			152.3			125.6			100.8						60
65	187.6			203			191.7			146.3			121.7			98.7			77.7			65
70	177.5	188.5		192.4			189.6			140			117.4			96.3			76.6			70
75	168.8	175.2		183.1	193.9		185.9			133.8			112.8			93.6			75.2			75
80	161.8	164.5		175.4	183.4		180.1	180.7		128.2			108.3			90.7			73.8			80
85	156.1	155.3		169.1	172.9		173.9	178.2		122.8	122.1		104.1			87.7			72.1			85
90	151.5	148.2		163.1	164.1		168.5	173		117.9	115.7		100.2	97		84.7			70.1			90
95	146	142.1	151	155.1	156.7		160.7	165.1		113.6	109.6		96.5	92.7		81.9			68.1			95
100	140.6	137.6	141.1	145.6	150.5		151.1	157.2		109.4	103.9		93.1	88.1		79.2	74.9		66.1			100
105	133.8	133.8	133.4	137.1	145.7	147.6	142	149.9		105.9	98.8		90	83.8		76.7	71.4		64.2	59.5		105
110	116.8	129.2	127.3	129.4	142.6	140.4	134	143.5		103.3	94.4		87.3	79.7		74.5	68.3		62.4	57.2		110
115		125.2	122.4		139.2	133.8	125.9	137.8	128.8	101.7	90.5		85.2	76.2		72.5	65.3		60.8	54.9		115
120		120.8	118.9		131.8	127.7		131.5	123		87.1	85.8	84	73.1		71.1	62.5		59.3	52.7		120
125			114.8			122.1		125.6	117.5		84.4	80.7		70.3		60			50.6			125
130			111.5			116.9		120.2	112.5		82.4	76.3		68	64.1		57.7		48.7			130
135						112			107.9		81.4	72.6		66	60.4		55.8		46.9			135
140						107.3			103.5			69.4			57.2		54.1	48.9		45.2		140
145									99.4			66.8			54.5			46.1		43.8		145
150												64.7			52.2			43.8			36.6	150
155															50.2			41.8			34.7	155
160																		40.1			33	160
165																					31.5	165
170																					30.2	170
175																					29	175

\* adapter · pièce d'adaptateur

t\_198\_006\_00301\_00\_000

# Lifting capacities Forces de levage

# TN 115 ft



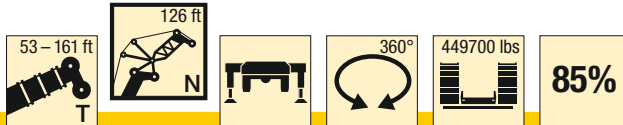
ft	53 + 13.1 ft*			72 + 13.1 ft*			89 + 13.1 ft*			107 + 13.1 ft*			125 + 13.1 ft*			143 + 13.1 ft*			161 + 13.1 ft*			ft		
	115 ft			115 ft			115 ft			115 ft			115 ft			115 ft			115 ft					
	84°	76°	66°	84°	76°	66°	84°	76°	66°	84°	76°	66°	84°	76°	66°	84°	76°	66°	84°	76°	66°			
50	207.9																					50		
55	203.1			196.7					176.8													55		
60	196			193.1					174.7			142.5			116.5							60		
65	184.9			190					172.6			138.3			113.9			90.1				65		
70	174.2			186.2					170.8			133.6			110.9			89.4			69.4	70		
75	165.1	176.5		178.6					169.1			128.5			107.5			87.7			69.2	75		
80	157.3	164.7		170.7	177.1				167.4			123.3			103.8			85.5			68.3	80		
85	150.7	154.7		163.5	171.2			165	161			118.5			100			83.2			67.2	85		
90	145.1	146.3		157.4	162.7			161	159.3			113.9	114.2		96.4			80.8			65.9	90		
95	140.4	139.3		152.4	154.4			156.4	157.5			109.5	108.5		92.9	91.1		78.2			64.3	95		
100	135.8	133.3		145.1	147.4			150.7	154.2			105.6	103.1		89.6	86.9		75.7			62.6	100		
105	130.3	128.4	135.5	137	141.4			142	148.4			102	98.2		86.6	82.8		73.4	69.8		60.9	105		
110	125.7	124.7	127.3	129.3	136.5	139.5	133.9	142.3				98.7	93.5		83.8	79		71.2	66.8		59.2	55.2	110	
115	119.7	121.2	120.7	122.4	132.6	132.9	126.5	136				95.9	89.4		81.3	75.5		69.1	64		57.6	53.1	115	
120	108.2	116.7	115.7	116.3	129.3	126.8	119.9	130.7	122.1			93.6	85.7		79.1	72.2		67.2	61.3		56.1	51	120	
125		113	111.6		124.4	121.2	113.6	125	116.7			92.1	82.3		77.3	69.1		65.6	58.9		54.7	49.1	125	
130		111.2	108.6		118	116.1		119.7	111.7			91.9	79.4	78.1	76.1	66.4		64.3	56.6		53.5	47.3	130	
135			104.9		112.3	111.3		114.7	107.1				77	73.5		64.1	62.1		54.4		52.4	45.5	135	
140						106.8		110	102.8				75.2	69.7		62	58.2		52.5			43.8	140	
145						102.6			98.8				74.1	66.4		60.3	54.9		50.7	46.9		42.3	145	
150							98.7			95				63.7		59.1	52.2		49.2	44.2		40.8	150	
155										91.4				61.2			49.8		48	41.8		39.5	34.8	155
160														59.4			47.7			39.8			32.8	160
165														58			45.9			38			31	165
170																	44.4			36.4			29.6	170
175																				35			28.2	175
180																				33.8			27	180
185																							25.8	185

\* adapter · pièce d'adaptateur

t\_198\_006\_00401\_00\_000

# Lifting capacities Forces de levage

# TN 126 ft



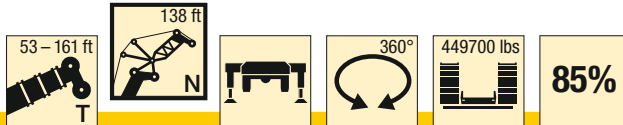
ft	53 + 13.1 ft*			72 + 13.1 ft*			89 + 13.1 ft*			107 + 13.1 ft*			125 + 13.1 ft*			143 + 13.1 ft*			161 + 13.1 ft*			ft			
	126 ft			126 ft			126 ft			126 ft			126 ft			126 ft			126 ft						
	84°	76°	66°	84°	76°	66°	84°	76°	66°	84°	76°	66°	84°	76°	66°	84°	76°	66°	84°	76°	66°				
55	183.6			177																		55			
60	180.2			174.4					157.1														60		
65	176.9			171.8					155.4					105.4									65		
70	170.7			169.4					153.9				125					82.3			63.6		70		
75	162.1			167.2					152.5				121.4					81.4			63.3		75		
80	154.5	161.2		164.6					151.2				117.4					79.9			63		80		
85	147.7	152.9		159.6	158.2				150				113.3					78.2			62.1		85		
90	142	144.8		153.5	155.7				148.3	143.6			109.3					76.4			61.1		90		
95	136.9	137.6		148.3	151.8				146.2	142			105.4	104.4				74.4			60.1		95		
100	132.7	131.5		143.8	145.2				143.3	140.8			101.8	99.8				72.2			59		100		
105	127.9	126.2		139	139				140.3	139.7			98.4	95.4				70.1			57.6		105		
110	122.9	121.7	127.8	131.3	133.8				135	138.2			95.3	91.5				68.1	64.2		56.2		110		
115	118.4	118	120.6	124.2	129.4				127.6	133.7			92.5	87.7				66.2	61.8		54.8	50.6	115		
120	114.4	114.7	114.9	117.8	125.7	126.4			120.9	128.5			90	84.1				64.3	59.5		53.4	48.8	120		
125	108.1	110.8	110	112.1	122.8	120.8			114.8	123.9	115.9			87.7	80.8			62.6	57.2		52	47.2	125		
130	96.5	106.9	106.2	106.6	119.3	115.6			109.3	119.1	110.9			85.8	77.8			61.1	55.2		50.7	45.6	130		
135		103.7	103.1	94.2	113.7	110.8			103.6	114.1	106.3			84.7	75.1	73.6		59.8	53.2		49.6	44	135		
140		101.9	100.4		108.3	106.4			87.1	109.5	102.1			84.4	72.8	69.6		58.7	51.2		48.6	42.4	140		
145			96.8		103.4	102.2				105.2	98.1				70.8	66.2		58.6	54.9		58	49.4	145		
150			93.7			98.4				101.2	94.3				69.3	63.2		56.8	52		47.8	39.6	150		
155						94.7					90.8				68.4	60.6		55.3	49.5		46.4	41.5	155		
160						91.2					87.6					58.4		54.3	47.3		45.1	39.4	160		
165											84.4					56.4			45.3		44.1	37.6	36	30.6	165
170											81.4					54.7			43.6			35.9	35.1	29	170
175																53.6			42.1			34.5		27.7	175
180																			40.8			33.1		26.4	180
185																			39.8			31.9		25.3	185
190																						30.8		24.2	190
195																								23.1	195

\* adapter · pièce d'adaptateur

t\_198\_006\_00501\_00\_000

# Lifting capacities Forces de levage

# TN 138 ft



ft	53 + 13.1 ft*			72 + 13.1 ft*			89 + 13.1 ft*			107 + 13.1 ft*			125 + 13.1 ft*			143 + 13.1 ft*			161 + 13.1 ft*			ft		
	138 ft			138 ft			138 ft			138 ft			138 ft			138 ft								
	84°	76°	66°	84°	76°	66°	84°	76°	66°	84°	76°	66°	84°	76°	66°	84°	76°	66°	84°	76°	66°			
60	163.6			157.9																		60		
65	160.7			155.6						117.8												65		
70	158.2			153.5						116.3				95.7			74.3					70		
75	155			151.5						113.7				94			73.9				56.7	75		
80	150.5			149.7						110.8				92.1			73.5				56.4	80		
85	143.9	147.1		147.9						107.7				89.9			72.8				56.2	85		
90	138.1	142.9		145.4	141.6					104.4				87.5			71.5				55.9	90		
95	132.6	136.1		142.1	139.7					101				85			69.9				55.3	95		
100	128	129.6		138.2	138					97.6	96.9			82.4			68.3				54.5	100		
105	124	123.8		134.1	135.3					94.5	93			79.8			66.5				53.7	105		
110	120	118.9		129	130.9					91.5	89.3			77.3	74.6		64.8				52.6	110		
115	115.3	114.5	122.1	123.1	126					88.8	85.7			74.9	71.6		63	59.7			51.6	115		
120	110.9	110.8	115.4	116.8	121.7					86.2	82.3			72.7	68.8		61.2	57.5			50.4	46.6	120	
125	107	107.7	109.6	111	117.9	119.7				83.8	79.2			70.7	66.1		59.6	55.4			49.2	45.1	125	
130	103.5	104.5	104.7	105.7	115	114.5				81.8	76.3			68.8	63.6		58	53.4			48	43.6	130	
135	98.3	100.9	100.7	100.9	111.6	109.8				79.9	73.5			67.1	61.3		56.6	51.5			46.8	42.1	135	
140	88.9	97.4	97.2	96.5	107.2	105.3				78.3	71	70.4		65.6	59.1		55.3	49.7			45.7	40.7	140	
145	76.6	94.6	94.6	88.2	102.3	101.2				77.3	68.7	66.8		64.3	56.9		54.1	48			44.7	39.4	145	
150		92.6	92.4		97.8	97.4				77	66.7	63.5		63.5	55	52.3	53.2	46.3			43.9	38.1	150	
155			89		93.7	93.8					64.9	60.5		63.1	53.3	49.6	52.6	44.8			43.2	36.9	155	
160			86.1		87.1	90.4					63.6	57.9			51.7	47.1		43.4	39.4			35.7	160	
165			84.5			87.2					62.6	55.6			50.5	44.9		42	37.3			34.6	165	
170						84.2						80.9			49.5	42.9		40.9	35.5			33.6	28.7	170
175												78.1				51.8		39.9	33.9			32.6	27.3	175
180												75.5				50.4			32.4			31.7	26	180
185																49.3			31				24.8	185
190																			29.8				23.6	190
195																			28.7				22.6	195
200																			27.6				21.6	200
205																							20.6	205
210																							19.7	210

\* adapter - pièce d'adaptateur

t\_198\_006\_00601\_00\_000

# Lifting capacities Forces de levage

# TN 149 ft



ft	53 + 13.1 ft*			72 + 13.1 ft*			89 + 13.1 ft*			107 + 13.1 ft*			125 + 13.1 ft*			143 + 13.1 ft*			161 + 13.1 ft*			ft		
	149 ft			149 ft			149 ft			149 ft			149 ft			149 ft								
	84°	76°	66°	84°	76°	66°	84°	76°	66°	84°	76°	66°	84°	76°	66°	84°	76°	66°	84°	76°	66°			
60	148																					60		
65	145.7			140.8					125.8													65		
70	143.5			139					125.6			105.8			86.9							70		
75	141.5			137.3					124.7			105.4			86.5			67.1				75		
80	139.5			135.7					123.7			103.6			85.7			66.8			51.3	80		
85	137.1			134.1					122.6			101.4			84.2			66.5			51.1	85		
90	132.9	132.1		132.7					121.6			98.9			82.4			66.2			50.8	90		
95	128.6	130		131.1	127.1				120.7			96.3			80.5			65.4			50.7	95		
100	124.3	127.4		128.8	125.5			120	115.5			93.5			78.5			64.2			50.3	100		
105	120.3	122.4		126.5	124			119.4	114.5			90.6	90.3		76.4			62.9			49.8	105		
110	116.5	117.1		123.9	122.8			117.9	113.5			87.9	86.9		74.2			61.5			49.1	110		
115	113.1	112.4		120.5	121.3			116	112.7			85.3	83.5		72.1	69.8		60			48.3	115		
120	109.2	108.3		116.3	118.7			114.5	112.1			82.8	80.4		70	67.1		58.5	55.6		47.6	120		
125	104.7	104.8	110.3	111	115			112.3	111.5			80.6	77.4		68	64.7		57	53.6		46.6	43.2	125	
130	101	101.7	105	105.6	111.5	112.9		107.8	111.2			78.4	74.7		66.1	62.3		55.5	51.7		45.6	42	130	
135	97.6	99.1	100.2	100.7	108.4	109.4		103	110			76.4	72.1		64.4	60.1		54	50		44.6	40.6	135	
140	94.3	96.2	96.2	96.2	105.8	105		98.3	107.4	100.6		74.7	69.6		62.8	58		52.8	48.3		43.5	39.3	140	
145	89.8	92.9	92.8	92	101.8	100.8		94	104.1	96.6		73.2	67.3		61.4	56		51.6	46.6		42.5	38.1	145	
150	82	89.6	89.9	88.2	97.5	97		90	100.1	92.9		71.9	65.1	64.3	60.2	54.1		50.4	45.1		41.6	36.9	150	
155	72.3	87	87.6	82	93.2	93.4		86.3	96.4	89.4		71	63.1	61.1	59.1	52.3		49.4	43.7		40.7	35.7	155	
160		85.1	85.6	70.4	89.3	90		79.3	92.9	86.2		70.6	61.3	58.1	58.4	50.6	47.9	48.6	42.2		40	34.6	160	
165		79.2	82.6		85.7	86.9			89.4	83.1			59.8	55.6	58.1	49.1	45.4	48.1	40.9	37.5	39.3	33.5	165	
170			79.9		82.2	83.9			85.7	80.3			58.6	53.3		47.8	43.2		39.7	35.7	38.8	32.5	170	
175			77.9			81			82.1	77.5			57.7	51.3		46.6	41.3		38.5	33.9		31.5	175	
180						78.3				75			57.5	49.4		45.7	39.5		37.5	32.2		30.5	25.9	180
185						75.7				72.5				47.9		45.2	38		36.6	30.8		29.7	24.6	185
190										70.2				46.5			36.6			29.4		28.9	23.3	190
195														45.5			35.4			28.2			22.3	195
200														44.7			34.3			27.1			21.3	200
205																	33.3			26			20.3	205
210																				25			19.3	210
215																				24.1			18.4	215
220																							17.6	220

\* adapter · pièce d'adaptateur

t\_198\_006\_00701\_00\_000



# Lifting capacities Forces de levage

# TN 161 ft



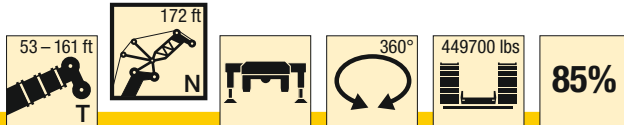
ft	53 + 13.1 ft*			72 + 13.1 ft*			89 + 13.1 ft*			107 + 13.1 ft*			125 + 13.1 ft*			143 + 13.1 ft*			161 + 13.1 ft*			ft
	161 ft			161 ft			161 ft			161 ft			161 ft			161 ft			161 ft			
	84°	76°	66°	84°	76°	66°	84°	76°	66°	84°	76°	66°	84°	76°	66°	84°	76°	66°	84°	76°	66°	
65	132.4			127.3																		65
70	130.5			126.1			112.8															70
75	128.6			124.6			112.7			95.2			78.4									75
80	126.9			123.2			112.2			94.7			77.9			60.2			46.2			80
85	125.2			121.7			111.2			94			77.5			59.9			46.1			85
90	123.3			120.3			110.3			92.4			76.7			59.6			45.9			90
95	120.4	118.7		119.1			109.4			90.4			75.4			59.4			45.7			95
100	117.2	117		117.9	114.2		108.6			88.3			73.8			59			45.5			100
105	114.1	115.4		116.3	112.9		107.9	103.2		86.1			72.2			58.6			45.4			105
110	111.3	113.4		114.6	111.7		107.4	102.9		83.8	83.2		70.4			57.6			45.1			110
115	108.7	110.1		112.5	110.6		106.5	102.3		81.4	80.7		68.5			56.5			44.6			115
120	105.7	106		110.2	109.6		105.2	101.6		79.1	77.8		66.7	64.8		55.2			43.9			120
125	102.4	102.2		107.8	108.7		103.6	101		76.9	75		64.9	62.5		53.9	51.3		43.4			125
130	98.7	98.8	103	104.5	106.9		101.7	100.4		74.8	72.4		63.2	60.3		52.7	49.7		42.7	39.5		130
135	95	95.8	99.8	99.8	104.7		99.4	100.1		72.8	69.9		61.5	58.2		51.4	48.1		41.8	38.6		135
140	91.6	93.3	95.7	95.2	102	101	96.8	99.7		71.1	67.5		59.9	56.1		50.1	46.4		40.9	37.4		140
145	88.6	90.9	91.6	91	99.3	99.6	93.5	99	91.7	69.5	65.3		58.4	54.2		48.9	44.9		40	36.2		145
150	85.7	87.9	88.2	87.2	96.3	96	89.9	97.7	91.7	68	63.2		57.1	52.4		47.8	43.5		39.2	35.1		150
155	82	85	85.2	83.7	92.3	92.4	86.2	95.3	88.8	66.6	61.2	61.2	55.8	50.7		46.7	42.1		38.3	34		155
160	75.8	82.1	82.8	80.3	88.4	89	82.7	92.3	85.5	65.6	59.4	58.2	54.7	49.1		45.7	40.7		37.4	32.9		160
165	67.8	79.7	80.7	75.8	84.8	85.9	79.4	89	82.5	64.8	57.7	55.5	53.8	47.5	45.6	44.9	39.5		36.7	31.9		165
170	56.8	77.8	79	66.8	81.4	82.9	73.9	85.5	79.6	64.4	56.1	53	53.1	46.1	43.2	44.1	38.3		36	30.9		170
175		74.1	76.2		78.1	80.1		82.1	76.9	64.4	54.7	50.7	52.8	44.7	41.1	43.6	37.1	33.8	35.5	29.9		175
180			73.6		75.1	77.5		78.9	74.3		53.6	48.6		43.6	39.2	43.4	36	32.1	35	29		180
185			71.6			74.9		75.8	71.9		52.8	46.9		42.5	37.5		35	30.5		28.2	24.1	185
190			70.9			72.5			69.6		52.5	45.3		41.7	35.9		34.1	29.1		27.4	22.8	190
195						70.2			67.4			43.9		41.1	34.5		33.3	27.8		26.6	21.6	195
200									65.2			42.6			33.2		32.7	26.6		25.9	20.6	200
205												41.7			32			25.5		25.3	19.6	205
210												40.9			30.9			24.4			18.5	210
215															30			23.4			17.6	215
220																		22.5			16.7	220
225																		21.7			15.8	225
230																					15.1	230

\* adapter · pièce d'adaptateur

t\_198\_006\_00801\_00\_000

# Lifting capacities Forces de levage

# TN 172 ft



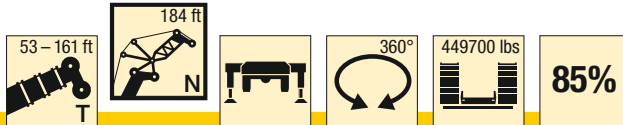
ft	53 + 13.1 ft*			72 + 13.1 ft*			89 + 13.1 ft*			107 + 13.1 ft*			125 + 13.1 ft*			143 + 13.1 ft*			161 + 13.1 ft*			ft
	172 ft			172 ft			172 ft			172 ft			172 ft			172 ft			172 ft			
	84°	76°	66°	84°	76°	66°	84°	76°	66°	84°	76°	66°	84°	76°	66°	84°	76°	66°	84°	76°	66°	
70	118.9			114.3																		70
75	117.4			113.5			101.4			86.2												75
80	115.9			112.3			101.3			86			72.1									80
85	114.5			111.1			101			86			72.1		56				43			85
90	113.2			109.9			100.4			85.6			71.3		55.6				42.8			90
95	111.9			108.9			99.6			84.3			70.1		55.3				42.5			95
100	109.7	107		107.9			98.9			82.7			69		55				42.3			100
105	107.4	105.7		107.1	102.9		98.3			81.1			67.7		54.5				42.1			105
110	105.1	104.4		106	101.9		97.8	93.4		79.3			66.4		53.8				41.8			110
115	102.9	103.3		104.9	101		97.4	93		77.5	75.9		65		53				41.5			115
120	101.1	102.3		103.5	100.1		96.9	92.4		75.6	73.8		63.5		52.1				40.9			120
125	99.3	100		101.9	99.4		96.1	91.9		73.7	71.5		62	59.3	51				40.3			125
130	97.2	97.1		100.7	98.8		95.2	91.4		71.9	69.3		60.5	57.5	50	47			39.8			130
135	94.8	94.2	94.6	99.5	98.1		94.4	91		70.1	67.2		59	55.7	48.9	45.7			39.3	36.1		135
140	91.3	91.7	92.5	96.6	97.7		93.6	90.7		68.5	65.1		57.5	53.9	47.8	44.4			38.7	35.2		140
145	88.1	89.5	90.2	92.7	96.6	91.4	92.4	90.6		66.9	63.1		56.1	52.2	46.8	43			38	34.4		145
150	85.2	87.6	87.1	88.9	94.9	90.7	90.4	90.4		65.5	61.3		54.8	50.6	45.7	41.7			37.2	33.4		150
155	82.6	85.3	84.1	85.2	92.7	90.1	86.9	90.3	84	64.1	59.6		53.6	49.1	44.7	40.5			36.4	32.4		155
160	78.3	82.3	81.6	81.8	89.9	88.8	83.4	89.6	83.6	63	58	56.2	52.5	47.6	43.8	39.3			35.7	31.5		160
165	72.8	79.5	79.4	78.4	86.2	85.8	80.1	88.4	82.1	62	56.4	54.2	51.5	46.2	42.9	38.1			34.9	30.5		165
170	66.9	77	77.5	73.9	82.7	82.9	76.8	85.7	79.2	61.1	55	52.1	50.6	44.9	41.9				34.2	29.6		170
175	60.3	74.8	76	67.5	79.4	80.1	72.4	82.7	76.5	60.6	53.6	50.1	49.9	43.6	40.2	41.4	36		33.6	28.8		175
180	52.3	73	74.5	59.8	76.3	77.4	65.8	79.5	73.9	60.4	52.3	48.2	49.4	42.5	38.4	40.8	35	31.1	33	28		180
185		66.7	71.9		73.5	74.9	56.3	76.4	71.5	60.2	51.2	46.4	49.1	41.4	36.9	40.4	34.1	29.8	32.6	27.2		185
190		57.4	69.5		70.3	72.5		73.5	69.2		50.3	44.8		40.4	35.3	40.2	33.1	28.5	32.2	26.4	22	190
195			67.7			70.2		70.5	67.1		49.7	43.3		39.5	34		32.3	27.2		25.7	21	195
200			66.7			68			65		49.4	42		38.9	32.7		31.5	26.1		25	20	200
205						65.9			63			40.9		38.5	31.6		30.9	25		24.3	19.1	205
210									61.1			39.9			30.5		30.4	24		23.8	18.1	210
215									59.2			39			29.4			23		23.3	17.2	215
220												38.5			28.5			22			16.4	220
225															27.8			21.2			15.5	225
230															27.2			20.4			14.8	230
235																	19.8				14.1	235
240																					13.4	240
245																					12.9	245

\* adapter · pièce d'adaptateur

t\_198\_006\_00901\_00\_000

# Lifting capacities Forces de levage

# TN 184 ft



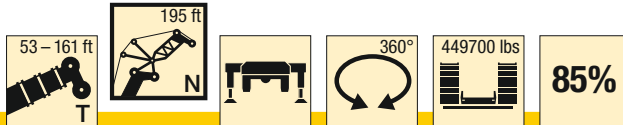
ft	53 + 13.1 ft*			72 + 13.1 ft*			89 + 13.1 ft*			107 + 13.1 ft*			125 + 13.1 ft*			143 + 13.1 ft*			161 + 13.1 ft*			ft
	184 ft			184 ft			184 ft			184 ft			184 ft			184 ft			184 ft			
	84°	76°	66°	84°	76°	66°	84°	76°	66°	84°	76°	66°	84°	76°	66°	84°	76°	66°	84°	76°	66°	
70	107.9																					70
75	107			102.5			91.5															75
80	105.7			102.1			91.2			77.7												80
85	104.4			101.1			91.1			77.6			65.2			50.9						85
90	103.1			100.1			91			77.6			65.2			50.6			38.7			90
95	102			99.1			90.7			77.6			65			50.3			38.5			95
100	100.9			98.2			90			76.8			64			50			38.3			100
105	99.5	96.5		97.4			89.4			75.6			62.9			49.7			38			105
110	97.8	95.4		96.6	92.8		88.8			74.3			61.9			49.4			37.8			110
115	95.8	94.4		95.8	91.9		88.3	83.9		72.8			60.9			49			37.6			115
120	93.8	93.4		95	91.2		88	84		71.4	69.7		59.7			48.3			37.4			120
125	92.1	92.5		94.1	90.4		87.6	83.5		69.8	68.2		58.5			47.6			37			125
130	90.6	91.5		92.7	89.7		87.1	83		68.2	66.3		57.2	54.8		46.8			36.5			130
135	89.4	90.2		91.4	89.1		86.5	82.6		66.7	64.4		55.9	53.2		45.9	43		36			135
140	88.3	88.2		90.4	88.6		85.8	82.2		65.1	62.5		54.6	51.7		45.1	42		35.6	32.7		140
145	86.1	86.1	85.1	89.3	88.2		85.1	82		63.6	60.7		53.3	50.1		44.1	40.9		35.1	32.1		145
150	83.1	84.1	83.9	86.9	87.8	82.4	84.4	81.8		62.2	59		52.1	48.5		43.2	39.7		34.6	31.3		150
155	80.3	82.2	82.2	84.2	86.8	81.8	83.7	81.6		60.8	57.3		50.8	47		42.3	38.5		34	30.5		155
160	77.8	80.6	79.8	80.8	85.6	81.5	82.2	81.6	75.9	59.6	55.7		49.7	45.7		41.3	37.4		33.3	29.6		160
165	75.4	78.4	77.3	77.6	84.2	81.1	79.9	81.6	75.6	58.5	54.2		48.7	44.3		40.5	36.4		32.7	28.7		165
170	71.6	75.7	75.1	74.5	81.8	80.8	77	81.1	75.4	57.5	52.7	51	47.8	43.1		39.6	35.3		32	27.9		170
175	66.8	73.1	73.2	71.6	78.5	79.1	74	80.4	75.1	56.6	51.4	49.1	46.9	41.8		38.9	34.3		31.4	27.1		175
180	61.8	70.8	71.6	67.9	75.4	76.4	71	79.1	73.4	55.9	50.2	47.2	46.1	40.7	37.7	38.2	33.3		30.7	26.3		180
185	56.2	68.9	70.4	62.6	72.5	74	66.4	76.5	70.9	55.4	49	45.6	45.4	39.6	36.1	37.5	32.4		30.2	25.6		185
190	49.6	67.3	69.2	56.3	69.7	71.6	61	73.5	68.6	55.2	47.9	43.9	45	38.6	34.6	37	31.5	27.7	29.6	24.8		190
195		62.2	66.7		67.2	69.3	53.9	70.7	66.5	55.2	46.9	42.3	44.8	37.6	33.2	36.6	30.6	26.5	29.2	24.1		195
200		55.1	64.5		64.8	67.2		68.1	64.4		46.1	40.8	44.8	36.8	31.9	36.4	29.9	25.3	28.9	23.4	19.2	200
205			62.6		57.9	65.1		65.6	62.4		45.5	39.6		36	30.6		29.1	24.2	28.7	22.8	18.3	205
210			61.3			63.2			60.5		45.3	38.4		35.3	29.5		28.5	23.2		22.2	17.4	210
215						61.3			58.7		45.3	37.4		34.9	28.4		27.9	22.2		21.6	16.4	215
220									56.9			36.4		34.8	27.3		27.4	21.2		21.1	15.5	220
225									55.2			35.6			26.4			20.2		20.7	14.7	225
230												35			25.5			19.4			13.8	230
235												34.7			24.8			18.6			13.1	235
240															24.3			17.9			12.4	240
245																		17.3			11.7	245
250																					11.1	250
255																					10.6	255

\* adapter · pièce d'adaptateur

t\_198\_006\_01001\_00\_000

# Lifting capacities Forces de levage

# TN 195 ft



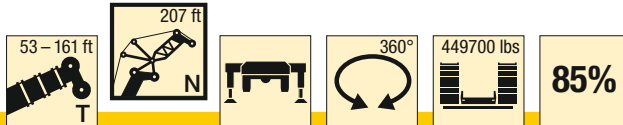
ft	53 + 13.1 ft*			72 + 13.1 ft*			89 + 13.1 ft*			107 + 13.1 ft*			125 + 13.1 ft*			143 + 13.1 ft*			161 + 13.1 ft*			ft	
	195 ft			195 ft			195 ft			195 ft			195 ft			195 ft			195 ft				
	84°	76°	66°	84°	76°	66°	84°	76°	66°	84°	76°	66°	84°	76°	66°	84°	76°	66°	84°	76°	66°		
75	96.4																					75	
80	95.9			91.8			82.2															80	
85	94.9			91.4			82			70.3			59.5									85	
90	93.8			90.9			81.9			70.2			59.5		46.5			35.5				90	
95	92.8			90.1			81.7			70.2			59.4		46.2			35.3				95	
100	91.8			89.3			81.7			70.2			59.1		46			35.1				100	
105	90.9			88.4			81.3			70.1			58.7		45.7			34.8				105	
110	89.9	86.9		87.7			80.8			69.3			58		45.4			34.7				110	
115	88.9	86		87.1	83.7		80.3			68.2			57.1		45.2			34.5				115	
120	87.2	85.2		86.5	83		79.9	75.3		67.1			56.2		44.9			34.3				120	
125	85.5	84.4		86	82.3		79.5	75.3		66	64.4		55.3		44.5			34.1				125	
130	84.1	83.6		85.4	81.7		79.2	75.4		64.7	63.1		54.4		43.9			33.9				130	
135	82.8	83		84.5	81.2		78.8	75.1		63.4	61.6		53.3	51	43.3			33.6				135	
140	81.6	82.3		83.5	80.6		78.5	74.7		62.1	60.1		52.2	49.7	42.5	40		33.2				140	
145	80.7	81.2		82.6	80.2		78.1	74.4		60.8	58.6		51.1	48.4	41.8	39.1		32.8	30.3			145	
150	79.7	79.6	77.3	81.8	79.8		77.5	74.1		59.5	57		50	47.1	41.1	38.2		32.3	29.7			150	
155	78.1	78.1	76.6	81	79.6		76.9	73.9		58.3	55.4		49	45.7	40.3	37.1		31.9	29			155	
160	76.5	76.8	75.9	80.1	79.2	74.3	76.5	73.8		57	53.9		47.9	44.4	39.5	36.1		31.4	28.3			160	
165	74.2	75.7	75.2	78.3	78.7	73.8	76.2	73.7	68.6	55.9	52.5		46.9	43.2	38.7	35.1		30.9	27.6			165	
170	71.9	74.8	73.8	75.2	78	73.3	75.1	73.7	68.5	54.9	51.1		45.9	42	37.9	34.2		30.4	26.9			170	
175	69.6	72.8	71.7	72.3	77.1	73.2	73.5	73.7	68.2	53.9	49.8	48.5	44.9	40.8	37.1	33.2		29.9	26.1			175	
180	65.9	70.6	69.8	69.6	75.4	73	70.9	73.6	68	53.1	48.6	46.7	44.1	39.8	36.4	32.3		29.3	25.4			180	
185	61.8	68.2	68.2	66.6	73.1	73	68.2	73.4	67.9	52.3	47.5	45	43.4	38.7	36.1	35.7	31.4		28.7	24.7		185	
190	57.4	66	66.8	62.7	70.4	71.7	65.4	73	67.9	51.7	46.4	43.5	42.7	37.7	34.7	35.1	30.6		28.2	24		190	
195	52.7	64.2	65.7	58.2	67.7	69.4	61.5	70.5	66.2	51.3	45.4	42	42.1	36.8	33.3	34.6	29.7	26.4	27.7	23.3		195	
200	47.3	62.4	64.8	52.9	65.3	67.3	57.1	67.8	64.2	51.1	44.5	40.6	41.7	35.8	32	34.1	29	25.2	27.2	22.6		200	
205		58.4	62.7	46.2	62.9	65.2	51.4	65.3	62.2	51.1	43.7	39.2	41.5	35	30.8	33.8	28.2	24.2	26.8	22	18.1	205	
210		52.7	60.6		60.6	63.3		63	60.3	49.7	43	38	41.5	34.3	29.6	33.5	27.6	23.1	26.5	21.4	17.2	210	
215			58.8		55.2	61.4		60.8	58.5		42.4	36.8		33.6	28.5		26.9	22.1	26.3	20.8	16.4	215	
220			57.4			59.6		57.1	56.8		42.1	35.8		33	27.5		26.3	21.2		20.3	15.5	220	
225						57.9			55.2		42.1	34.8		32.6	26.5		25.7	20.2		19.8	14.6	225	
230									53.6			33.9		32.4	25.5		25.3	19.3		19.3	13.8	230	
235									52			33.1			24.7		25	18.4		18.9	13	235	
240												32.5			23.9			17.7		18.6	12.3	240	
245												32.3					23.1			16.9		11.6	245
250																	22.6			16.3		11	250
255																				15.7		10.4	255
260																				15.2		9.9	260
265																						9.4	265

\* adapter · pièce d'adaptateur

t\_198\_006\_01101\_00\_000

# Lifting capacities Forces de levage

# TN 207 ft



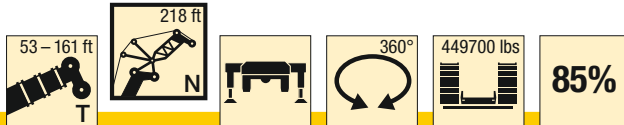
ft	53 + 13.1 ft*			72 + 13.1 ft*			89 + 13.1 ft*			107 + 13.1 ft*			125 + 13.1 ft*			143 + 13.1 ft*			161 + 13.1 ft*			ft	
	207 ft			207 ft			207 ft			207 ft			207 ft			207 ft			207 ft				
	84°	76°	66°	84°	76°	66°	84°	76°	66°	84°	76°	66°	84°	76°	66°	84°	76°	66°	84°	76°	66°		
80	86.5			82.8																		80	
85	86.1			82.4			74				63.6											85	
90	85.4			82.1			73.8				63.4			53.9								90	
95	84.5			81.8			73.6				63.4			53.8		42				31.4		95	
100	83.6			81.3			73.5				63.3			53.7		41.8				31.2		100	
105	82.8			80.5			73.3				63.2			53.5		41.5				31		105	
110	82			79.8			73.1				63.1			53.2		41.2				30.8		110	
115	81.2	78.5		79.1			72.8				62.7			52.8		41				30.6		115	
120	80.5	77.6		78.5	75		72.5				62.2			52.1		40.7				30.5		120	
125	79.3	76.9		77.9	74.8		72.1	67.5			61.3			51.4		40.5				30.3		125	
130	77.9	76.2		77.2	74.3		71.5	67.5			60.3	58.1		50.5		40.2				30.2		130	
135	76.5	75.5		76.6	73.7		70.9	67.6			59.3	57.8		49.7		39.9				30		135	
140	75.5	74.9		75.7	73.2		70.3	67.6			58.3	56.7		48.9	46.8	39.4				29.9		140	
145	74.4	74.4		74.8	72.7		69.6	67.4			57.2	55.4		48	45.8	38.8	36.3			29.6		145	
150	73.5	73.8		74	72.3		69	67.1			56.1	54.1		47.1	44.6	38.2	35.7			29.4	26.8	150	
155	72.7	72.8	69.9	73.2	71.9		68.3	66.8			55	52.8		46.1	43.5	37.5	34.9			29.1	26.7	155	
160	72	71.7	69.2	72.4	71.6		67.7	66.6			53.9	51.4		45.2	42.4	36.9	34			28.8	26.2	160	
165	71.3	70.6	68.7	71.6	71.3	67.1	67.1	66.4			52.9	50.1		44.3	41.2	36.2	33.2			28.4	25.6	165	
170	70.3	69.4	68.2	70.8	70.9	66.6	66.5	66.3			51.8	48.8		43.4	40	35.5	32.3			28	25	170	
175	68.2	68.6	67.8	69.6	70.4	66.2	66	66	61.4		50.8	47.5		42.5	38.9	34.8	31.4			27.6	24.4	175	
180	65.9	67.8	67.3	68.3	69.8	65.9	65.5	65.6	61.5		49.9	46.4		41.6	37.9	34.1	30.5			27.1	23.7	180	
185	63.3	66.9	66.1	66	69.1	65.7	65	65.1	61.3		49.1	45.3	43.8	40.8	36.9	33.5	29.7			26.6	23.1	185	
190	60	65.4	64.5	63.6	68.2	65.6	64.6	64.6	61.2		48.4	44.2	42.3	40.1	35.9	33.6	28.9			26.1	22.4	190	
195	56.5	63.2	63	61	66.8	65.6	62.4	64.3	61.1		47.7	43.2	40.8	39.4	35	32.4	28.1			25.7	21.8	195	
200	52.8	61.2	61.8	57.7	64.3	65.6	59.8	63.9	61.1		47.2	42.2	39.4	38.9	34.1	31.1	27.4	24.3		25.2	21.2	200	
205	48.8	59.5	60.8	53.8	62	64.4	56.5	63.5	60.9		46.8	41.3	38.1	38.4	33.3	29.9	26.6	23.3		24.8	20.6	205	
210	44.3	57.7	60	49.4	59.8	62.4	52.8	62	59.4		46.6	40.6	36.8	38	32.5	28.8	25.9	22.3		24.4	20	210	
215	38.1	54	58.5	43.9	57.7	60.6	48.3	59.9	57.6		46.6	39.9	35.7	37.7	31.8	27.7	25.3	21.3		24	19.5	15.6	215
220		49.3	56.6		55.8	58.8		57.8	55.9		46.4	39.2	34.6	37.7	31.1	26.7	24.6	20.4		23.7	18.9	14.9	220
225			54.8		52	57.1		55.8	54.3			38.8	33.5		30.5	25.6	23.5	19.4		23.5	18.4	14.2	225
230			53.3			55.5		53.2	52.7			38.5	32.6		30	24.6		23.5	18.5		18	13.3	230
235			49.8			53.9			51.2			38.4	31.6		29.6	23.6		23.1	17.6		17.5	12.5	235
240						52.4			49.8				30.7		29.4	22.7		22.7	16.7		17.1	11.8	240
245									48.4				30			21.9		22.4	15.9		16.7	11.1	245
250									47				29.4			21.2			15.2		16.4	10.4	250
255													29.1			20.5			14.6			9.8	255
260																20			14			9.2	260
265																19.6			13.4			8.8	265
270																			12.9			8.3	270
275																						7.9	275
280																						7.6	280

\* adapter · pièce d'adaptateur

t\_198\_006\_01201\_00\_000

# Lifting capacities Forces de levage

# TN 218 ft



ft	53 + 13.1 ft*			72 + 13.1 ft*			89 + 13.1 ft*			107 + 13.1 ft*			125 + 13.1 ft*			143 + 13.1 ft*			161 + 13.1 ft*			ft
	218 ft			218 ft			218 ft			218 ft			218 ft			218 ft			218 ft			
	84°	76°	66°	84°	76°	66°	84°	76°	66°	84°	76°	66°	84°	76°	66°	84°	76°	66°	84°	76°	66°	
80	78.4																					80
85	78			74.7			67.2															85
90	77.6			74.3			67			57.9												90
95	77.2			74			66.7			57.7			48.9		38.3							95
100	76.6			73.7			66.5			57.6			48.9		38.1			28.4				100
105	75.7			73.4			66.3			57.5			48.8		37.8			28.2				105
110	75			72.9			66.2			57.4			48.7		37.6			28				110
115	74.2			72.3			66.1			57.4			48.4		37.3			27.8				115
120	73.6	70.9		71.7			66			57.2			48		37.1			27.6				120
125	73	70.4		71.2	67.5		65.7			57			47.6		36.9			27.5				125
130	72.1	69.7		70.6	67.4		65.3	60.9		56.3			47.1		36.7			27.3				130
135	71	69.1		70.1	67.2		64.8	60.8		55.5	52.7		46.4		36.5			27.2				135
140	69.9	68.5		69.5	66.8		64.3	60.8		54.6	52.7		45.7		36.3			27.1				140
145	68.9	68		68.9	66.3		63.8	60.8		53.8	52.3		44.9	43.1	36.1			27				145
150	67.9	67.5		68.2	65.9		63.2	60.8		52.9	51.3		44.1	42.2	35.5	33		26.8				150
155	67	67		67.5	65.5		62.7	60.8		52	50.2		43.3	41.3	35	32.7		26.6	24			155
160	66.3	66.4		66.8	65.2		62.1	60.6		51.1	49		42.6	40.3	34.5	32		26.4	24			160
165	65.7	65.7	62.9	66.2	64.9		61.6	60.3		50.2	48		41.8	39.3	33.8	31.2		26.1	23.9			165
170	65.2	64.9	62.3	65.6	64.7	60.8	61.1	60.2		49.3	46.8		41	38.3	33.2	30.5		25.8	23.3			170
175	64.9	63.9	61.9	65	64.4	60.4	60.7	60		48.3	45.7		40.2	37.3	32.6	29.8		25.5	22.7			175
180	64	63	61.5	64.4	64.2	60	60.2	59.9	55	47.5	44.6		39.4	36.3	32.1	29		25.1	22.2			180
185	62.5	62.2	61.3	63.6	63.8	59.8	59.8	59.6	55.3	46.6	43.5		38.7	35.3	31.5	28.2		24.8	21.7			185
190	60.5	61.6	60.9	62.7	63.4	59.5	59.5	59.3	55.5	45.9	42.5	41.2	37.9	34.4	30.9	27.5		24.4	21.2			190
195	57.9	61.3	60.4	60.6	62.9	59.4	59.2	59	55.4	45.2	41.5	39.8	37.3	33.5	30.3	26.7		24	20.6			195
200	55.1	60.3	59.6	58.5	62.5	59.3	58.8	58.6	55.3	44.5	40.6	38.5	36.6	32.7	30.3	26		23.5	20			200
205	52	58.6	58.5	56.1	61.3	59.3	57.1	58.4	55.2	43.9	39.7	37.3	36	31.9	29.2	25.3		23.1	19.4			205
210	48.8	56.8	57.4	53.2	59.1	59.3	54.8	58.2	55.2	43.5	38.9	36.1	35.5	31.1	28.1	24.6	21.6	22.7	18.9			210
215	45.3	55.1	56.5	49.9	57.1	59.3	52	58	55.2	43.2	38.2	35	35.1	30.4	27	24	20.7	22.3	18.3			215
220	41.5	53.3	55.8	46.1	55.1	58.2	48.9	56.9	55.1	43	37.5	33.9	34.7	29.6	26	23.3	19.8	21.9	17.8	14.3		220
225	36.9	50.2	54.9	41.6	53.2	56.5	45.2	55.1	53.7	43	36.8	32.9	34.5	29	25.1	22.8	19	21.6	17.3	13.6		225
230		46.3	53		51.5	54.9		53.2	52.1	42.7	36.3	31.9	34.5	28.4	24.1	22.2	18.1	21.3	16.8	12.9		230
235		40.8	51.2		48.7	53.3		51.5	50.6		35.9	31	34.5	27.9	23.1	21.7	17.1	21.2	16.4	12.1		235
240			49.7			51.8		49.6	49.2		35.6	30.1		27.4	22.1	21.3	16.3		15.9	11.3		240
245			47.9			50.4		44.5	47.8		35.5	29.2		27	21.2	20.8	15.5		15.5	10.6		245
250						49			46.5		35.5	28.4		26.8	20.4	20.5	14.7		15.1	9.9		250
255									45.2			27.7			19.7	20.2	13.9		14.8	9.3		255
260									44			27.1			19		13.2		14.6	8.7		260
265												26.7			18.4		12.7			8.2		265
270															17.9		12.1			7.8		270
275															17.5		11.6			7.3		275
280																	11.1			6.9		280
285																				6.6		285
290																				6.2		290

\* adapter · pièce d'adaptateur

t\_198\_006\_01301\_00\_000

# Lifting capacities Forces de levage

# TN 230 ft



ft	53 + 13.1 ft*			72 + 13.1 ft*			89 + 13.1 ft*			107 + 13.1 ft*			125 + 13.1 ft*			143 + 13.1 ft*			161 + 13.1 ft*			ft
	230 ft			230 ft			230 ft			230 ft			230 ft			230 ft			230 ft			
	84°	76°	66°	84°	76°	66°	84°	76°	66°	84°	76°	66°	84°	76°	66°	84°	76°	66°	84°	76°	66°	
85	70.6																					85
90	70.2			67.3			60.8															90
95	69.8			66.9			60.5			52.3			44.3									95
100	69.4			66.6			60.3			52.2			44.2			34.5			25.2			100
105	69.1			66.3			60.1			52			44.1			34.3			25.3			105
110	68.5			66.1			60			51.9			44.1			34			25.2			110
115	67.8			65.7			59.8			51.8			44			33.8			25			115
120	67.2			65.3			59.7			51.8			43.8			33.6			24.8			120
125	66.5	63.7		64.8			59.6			51.7			43.5			33.4			24.7			125
130	66	63.5		64.3	60.7		59.4			51.7			43.2			33.2			24.6			130
135	65.3	63.1		63.9	60.5		59.1	54.9		51.2			42.9			33			24.4			135
140	64.4	62.5		63.4	60.4		58.6	54.9		50.7	47.5		42.3			32.8			24.3			140
145	63.6	62		62.9	60.3		58.1	54.9		50	47.5		41.7			32.6			24.2			145
150	62.7	61.5		62.4	60		57.5	54.9		49.3	47.4		41.1	39.2		32.5			24.1			150
155	61.9	61		61.8	59.6		56.9	54.9		48.5	47.1		40.4	38.6		32.1	29.5		24			155
160	61	60.6		61.1	59.2		56.4	54.9		47.7	46.2		39.8	37.8		31.7	29.4		23.8	21.2		160
165	60.3	60.2		60.5	58.9		55.9	54.8		46.9	45.2		39.1	36.9		31.3	29.1		23.6	21.2		165
170	59.7	59.7	56.9	59.9	58.6		55.4	54.6		46.1	44.2		38.4	36		30.8	28.4		23.4	21.2		170
175	59.1	59.2	56.4	59.3	58.4		54.9	54.4		45.3	43.2		37.7	35.2		30.2	27.7		23.1	20.9		175
180	58.8	58.5	56	58.7	58.2	54.5	54.4	54.1		44.6	42.3		37	34.3		29.7	27		22.9	20.5		180
185	58.5	57.6	55.6	58.2	57.8	54.2	54	53.9	49.4	43.8	41.3		36.3	33.5		29.2	26.5		22.6	19.9		185
190	57.8	56.9	55.2	57.6	57.5	54	53.5	53.5	49.6	43.1	40.3		35.6	32.6		28.8	25.8		22.2	19.5		190
195	56.9	56.3	55.1	57.1	57.1	53.8	53.1	53.1	49.8	42.4	39.4	38.3	35	31.7		28.2	25		21.8	19.1		195
200	55.2	55.8	55	56.5	56.7	53.6	52.7	52.7	50	41.7	38.5	37.1	34.3	30.9		27.7	24.4		21.5	18.5		200
205	52.8	55.5	54.8	55.3	56.2	53.4	52.3	52.4	49.9	41.1	37.6	35.9	33.7	30.1	28	27.2	23.7		21.2	18		205
210	50.3	54.9	54.4	53.6	55.8	53.3	52	52	49.9	40.5	36.9	34.7	33.1	29.4	26.9	26.7	23		20.8	17.4		210
215	47.7	54.1	53.8	51.3	55	53.3	51.6	51.7	49.9	40.1	36.1	33.6	32.6	28.7	25.9	26.2	22.4	19.6	20.5	16.9		215
220	44.9	52.5	53	48.7	54	53.3	49.8	51.4	49.9	39.7	35.4	32.6	32.2	28	24.9	25.8	21.8	18.8	20.1	16.4		220
225	41.9	50.7	52.2	45.9	52.3	53.3	47.4	51.2	49.9	39.4	34.7	31.6	31.8	27.3	24	25.4	21.3	18	19.8	15.9	12.6	225
230	38.5	49	51.7	42.8	50.5	53.3	44.8	51.1	49.9	39.2	34.1	30.6	31.4	26.7	23.1	25.1	20.7	17.1	19.4	15.5	12	230
235	34.5	46.4	50.7	38.9	48.9	52.5	41.6	51	49.8	39.2	33.5	29.7	31.3	26.1	22.2	24.8	20.2	16.3	19.1	15	11.3	235
240		43.1	49.2		47.3	51	37.7	49.8	48.7	39	33.1	28.9	31.2	25.6	21.3	24.6	19.7	15.5	18.9	14.6	10.5	240
245		38.8	47.6		45.2	49.6		48.2	47.3	36.3	32.7	28	31.2	25.1	20.3	24.6	19.2	14.6	18.7	14.1	9.8	245
250			46.1		41.1	48.2		45.8	46		32.5	27.1		24.7	19.5		18.8	13.8	18.6	13.8	9.1	250
255			44.7			46.8		41.8	44.7		32.4	26.4		24.4	18.7		18.4	13		13.4	8.5	255
260						45.4			43.5		32.4	25.6		24.1	17.9		18.1	12.3		13.1	8	260
265						44.1			42.3			24.9		24.1	17.2		17.8	11.6		12.8	7.5	265
270									41.1			24.4			16.6		17.7	11		12.5	7	270
275												24			16.1			10.4			6.5	275
280												23.9						9.9			6.1	280
285															15.2			9.5			5.6	285
290																		9.1			5.2	290
295																		8.8			4.9	295
300																					4.5	300

\* adapter · pièce d'adaptateur

t\_198\_006\_01401\_00\_000

# Lifting capacities Forces de levage

# TN 241 ft



ft	53 + 13.1 ft*			72 + 13.1 ft*			89 + 13.1 ft*			107 + 13.1 ft*			125 + 13.1 ft*			143 + 13.1 ft*			161 + 13.1 ft*			ft
	241 ft			241 ft			241 ft			241 ft			241 ft			241 ft			241 ft			
	84°	76°	66°	84°	76°	66°	84°	76°	66°	84°	76°	66°	84°	76°	66°	84°	76°	66°	84°	76°	66°	
90	62.9			60.5																		90
95	62.5			60.1			54.4			47.2												95
100	62.1			59.7			54.2			47			39.9									100
105	61.7			59.4			53.9			46.8			39.7			30.8			22.2			105
110	61.2			59.2			53.7			46.7			39.7			30.6			22.4			110
115	60.7			58.8			53.5			46.6			39.6			30.4			22.5			115
120	60.1			58.3			53.3			46.5			39.5			30.2			22.4			120
125	59.5			57.8			53.2			46.3			39.4			30			22.2			125
130	59	56.5		57.2			53			46.3			39.3			29.8			22.1			130
135	58.5	56.3		56.7	54.1		52.7			46.3			39			29.6			22			135
140	58	56.1		56.2	53.9		52.3	49		46.1			38.7			29.4			21.9			140
145	57.4	55.8		55.7	53.8		52	48.9		45.8	42.5		38.3			29.3			21.7			145
150	56.8	55.4		55.1	53.7		51.5	48.8		45.5	42.4		37.9			29.1			21.6			150
155	56.1	54.9		54.5	53.6		51	48.8		44.8	42.4		37.4	35.4		29			21.5			155
160	55.5	54.5		54	53.3		50.6	48.8		44.2	42.4		36.8	35.2		28.8	26.3		21.4			160
165	54.9	54.1		53.5	53		50.1	48.8		43.6	42.1		36.3	34.6		28.6	26.3		21.3	18.7		165
170	54.3	53.7		53	52.7		49.7	48.8		43	41.5		35.7	33.8		28.5	26.2		21.2	18.7		170
175	53.8	53.5	50.8	52.5	52.3		49.3	48.8		42.3	40.7		35.1	33.1		28.1	26		21	18.7		175
180	53.3	53.2	50.6	52.1	52		49	48.7		41.7	39.9		34.5	32.4		27.7	25.4		20.8	18.8		180
185	52.8	52.8	50.2	51.7	51.5	48.4	48.6	48.4		41	39		33.9	31.7		27.2	24.8		20.6	18.5		185
190	52.5	52.2	49.8	51.3	51.2	48.5	48.3	48.1		40.4	38.2		33.4	30.9		26.8	24.2		20.3	17.9		190
195	52.2	51.6	49.5	51	50.9	48.4	48.1	47.9	43.9	39.8	37.4		32.8	30.1		26.3	23.6		20	17.5		195
200	51.8	51.1	49.3	50.7	50.5	48.2	47.8	47.6	44	39.1	36.5		32.3	29.4		25.8	23.1		19.7	17.1		200
205	51.4	50.5	49.1	50.4	50.2	48	47.6	47.4	44.2	38.5	35.7	34.5	31.7	28.6		25.4	22.5		19.4	16.7		205
210	50	50.2	48.9	50.2	50	47.8	47.4	47.2	44.4	38	34.9	33.5	31.1	27.9		25	21.9		19.2	16.3		210
215	48	49.9	48.8	50	49.7	47.7	47.2	47	44.5	37.4	34.2	32.4	30.6	27.2	25.1	24.6	21.4		18.9	15.8		215
220	45.9	49.9	48.8	48.6	49.6	47.7	47.1	46.8	44.5	36.9	33.6	31.5	30.1	26.5	24.1	24.2	20.8		18.6	15.3		220
225	43.7	49.6	48.6	46.6	49.4	47.7	46.8	46.7	44.5	36.5	32.9	30.5	29.6	25.9	23.3	23.8	20.2	17.4	18.3	14.8		225
230	41.3	48.4	48.1	44.4	49.3	47.7	45.3	46.6	44.5	36.1	32.3	29.6	29.2	25.3	22.4	23.4	19.7	16.7	17.9	14.4		230
235	38.8	46.8	47.6	42	48.9	47.7	43.4	46.5	44.5	36	31.7	28.7	28.9	24.7	21.6	23.1	19.2	15.9	17.6	14	10.8	235
240	35.9	45.1	47.2	39.3	47.6	47.7	41.2	46.5	44.5	35.8	31.2	27.8	28.6	24.2	20.7	22.7	18.7	15.2	17.3	13.5	10.2	240
245	32.5	42.8	46.7	36.1	46	47.7	38.6	46.5	44.5	35.8	30.7	27.1	28.4	23.7	19.9	22.5	18.3	14.5	17.1	13.1	9.5	245
250		40	45.4	32.1	44.4	47.6	35.3	45.9	44.5	35.8	30.3	26.3	28.4	23.2	19	22.3	17.8	13.8	16.9	12.8	8.8	250
255		36.7	44		41.9	46.7		44.4	44.1	34	29.9	25.5	28.4	22.7	18.2	22.2	17.4	13	16.7	12.4	8.2	255
260			42.6		38.4	45.4		42.3	43		29.7	24.7		22.4	17.4	22.2	17	12.3	16.6	12	7.6	260
265			41.4			44.1		39.3	41.8		29.7	24		22.1	16.6		16.7	11.6		11.7	7	265
270						42.7			40.7		29.7	23.3		21.9	15.9		16.3	10.9		11.4	6.4	270
275						41.4			39.6			22.7		21.9	15.3		16.1	10.3		11.1	5.9	275
280									38.5			22.2			14.7		16	9.7		10.9	5.4	280
285									37.4			21.8			14.2			9.2		10.7	4.9	285
290												21.6			13.7			8.8			4.5	290
295															13.4			8.3			4.1	295
300																		8			3.7	300
305																		7.7			3.3	305

\* adapter · pièce d'adaptateur

t\_198\_006\_01501\_00\_000



# Lifting capacities Forces de levage

# TN 253 ft



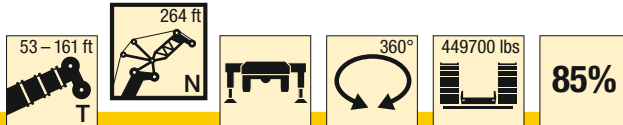
ft	53 + 13.1 ft*			72 + 13.1 ft*			89 + 13.1 ft*			107 + 13.1 ft*			125 + 13.1 ft*			143 + 13.1 ft*			161 + 13.1 ft*			ft
	253 ft			253 ft			253 ft			253 ft			253 ft			253 ft			253 ft			
	84°	76°	66°	84°	76°	66°	84°	76°	66°	84°	76°	66°	84°	76°	66°	84°	76°	66°	84°	76°	66°	
95	56.8			54.6			49.4															95
100	56.4			54.2			49.1			42.5												100
105	56			53.9			48.9			42.4			35.9			27.8						105
110	55.7			53.6			48.7			42.2			35.8			27.7			19.3			110
115	55.4			53.3			48.5			42.1			35.7			27.5			19.5			115
120	55.1			53.1			48.3			42			35.6			27.3			19.7			120
125	54.6			52.8			48.1			41.8			35.5			27.1			19.7			125
130	54.1			52.4			47.9			41.8			35.5			26.9			19.6			130
135	53.5	50.9		52			47.8			41.7			35.4			26.7			19.5			135
140	53.1	50.7		51.6	48.6		47.6			41.6			35.2			26.6			19.4			140
145	52.6	50.5		51.2	48.5		47.5	44.1		41.6			35			26.4			19.3			145
150	52.1	50.3		50.8	48.3		47.3	44		41.5	38.2		34.7			26.3			19.2			150
155	51.6	50.1		50.3	48.2		47	43.9		41.3	38.1		34.3			26.1			19.1			155
160	51.1	49.7		49.9	48.1		46.6	43.9		40.8	38.1		33.9	31.9		26			19			160
165	50.6	49.4		49.4	48		46.2	43.8		40.3	38.1		33.4	31.8		25.9	23.4		18.9			165
170	50.1	49		48.9	47.8		45.9	43.8		39.8	38.1		33	31.4		25.7	23.4		18.8	16.3		170
175	49.6	48.7		48.5	47.6		45.5	43.8		39.2	37.8		32.5	30.8		25.6	23.4		18.7	16.3		175
180	49.1	48.4		48	47.3		45.1	43.8		38.7	37.2		32	30.2		25.4	23.3		18.6	16.3		180
185	48.6	48.1	45.6	47.7	47.1		44.8	43.8		38.1	36.5		31.4	29.5		25	22.9		18.5	16.3		185
190	48.2	47.9	45.5	47.3	46.9	43.2	44.5	43.8		37.6	35.8		30.9	28.8		24.6	22.4		18.2	16.2		190
195	47.9	47.5	45.1	46.9	46.7	43.3	44.2	43.7		37	35		30.4	28.2		24.2	21.9		18	15.8		195
200	47.6	47.2	44.8	46.6	46.5	43.4	43.9	43.6	39.2	36.4	34.3		30	27.6		23.8	21.3		17.8	15.4		200
205	47.3	46.8	44.6	46.3	46.2	43.4	43.6	43.4	39.3	35.9	33.6		29.5	26.9		23.4	20.9		17.5	15		205
210	46.9	46.3	44.4	46	45.9	43.2	43.3	43.1	39.4	35.4	33	31.9	29	26.2		22.9	20.4		17.2	14.7		210
215	46.4	45.9	44.2	45.8	45.7	43.1	43.1	42.8	39.6	34.9	32.3	30.9	28.5	25.5		22.6	19.9		16.9	14.3		215
220	45.2	45.6	44.1	45.6	45.4	43	42.9	42.6	39.8	34.4	31.5	30	28	24.9	23	22.2	19.3		16.6	13.9		220
225	43.5	45.4	44	45.3	45.2	42.9	42.6	42.4	40	34	30.9	29.1	27.5	24.2	22.1	21.9	18.8		16.4	13.5		225
230	41.7	45.3	44	44.1	44.9	42.9	42.5	42.2	40	33.6	30.3	28.2	27.1	23.7	21.2	21.5	18.3	15.7	16.1	13.1		230
235	39.7	45.2	43.9	42.4	44.8	42.9	42.2	42	40	33.2	29.7	27.3	26.6	23.1	20.4	21.2	17.8	14.9	15.9	12.6		235
240	37.6	44.6	43.7	40.6	44.7	42.9	41.2	41.9	40	32.9	29.1	26.6	26.3	22.5	19.7	20.9	17.3	14.3	15.6	12.2	9	240
245	35.4	43.1	43.4	38.5	44.5	42.9	39.6	41.8	40.1	32.6	28.6	25.8	26	22	18.9	20.5	16.8	13.6	15.4	11.9	8.5	245
250	32.9	41.2	43.1	36.2	43.5	42.9	37.7	41.8	40.2	32.5	28.2	25	25.7	21.5	18.1	20.3	16.4	12.9	15.1	11.5	7.9	250
255	30	39.1	43	33.6	42.2	42.9	35.6	41.8	40.3	32.5	27.7	24.3	25.6	21.1	17.3	20	15.9	12.2	14.9	11.1	7.3	255
260	26.3	36.8	42.4	30.3	40.7	42.9	32.9	41.7	40.4	32.5	27.4	23.6	25.5	20.6	16.5	19.8	15.5	11.4	14.7	10.7	6.6	260
265		33.9	41.1		38.7	42.9	29.5	40.8	40.4	31.5	27.1	22.9	25.5	20.2	15.7	19.8	15.2	10.7	14.5	10.4	6	265
270			39.8		35.9	41.8		38.9	39.8		26.9	22.1	25.5	19.9	15	19.8	14.8	10	14.4	10.1	5.4	270
275			38.6		31.5	40.5		36.5	38.7		26.8	21.4		19.7	14.3		14.5	9.4		9.8	4.9	275
280			35.6			39.2			37.7		26.8	20.8		19.5	13.6		14.2	8.8		9.5	4.3	280
285						38					36.7			20.2			14	8.4		9.2	3.8	285
290											35.7			19.7			13.9	7.9		9	3.3	290
295											34.7			19.3				7.4		8.8		295
300														19.1				7.1				300
305																		11.6				305
310																		11.2				310
315																		11				315

\* adapter · pièce d'adaptateur

†\_198\_006\_01601\_00\_000

# Lifting capacities Forces de levage

# TN 264 ft



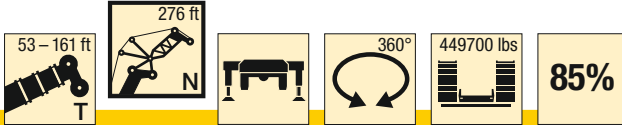
ft	53 + 13.1 ft*			72 + 13.1 ft*			89 + 13.1 ft*			107 + 13.1 ft*			125 + 13.1 ft*			143 + 13.1 ft*			161 + 13.1 ft*			ft
	264 ft			264 ft			264 ft			264 ft			264 ft			264 ft			264 ft			
	84°	76°	66°	84°	76°	66°	84°	76°	66°	84°	76°	66°	84°	76°	66°	84°	76°	66°	84°	76°	66°	
95	51.5																					95
100	51.1			49.2			44.6															100
105	50.7			48.8			44.3			38.4			32.4									105
110	50.4			48.5			44.1			38.2			32.3		25				16.8			110
115	50.1			48.2			43.8			38.1			32.2		25				16.8			115
120	49.7			47.9			43.6			37.9			32.1		24.8				17			120
125	49.4			47.6			43.4			37.8			32		24.6				17.2			125
130	49			47.4			43.3			37.7			32		24.4				17.3			130
135	48.5			46.9			43.1			37.6			31.9		24.3				17.4			135
140	47.9	45.7		46.5			42.9			37.5			31.8		24.1				17.3			140
145	47.2	45.5		46	43.7		42.7			37.4			31.7		23.9				17.1			145
150	46.6	45.3		45.3	43.5		42.2	39.6		37.3			31.5		23.8				16.9			150
155	45.9	45.1		44.7	43.3		41.7	39.5		37.2	34.3		31.3		23.7				16.8			155
160	45.3	44.9		44.2	43.2		41.2	39.4		37	34.2		31.1		23.5				16.6			160
165	44.7	44.6		43.6	43.1		40.7	39.3		36.7	34.2		30.9	28.7					16.4			165
170	44.1	44.1		43.1	42.9		40.3	39.3		36.3	34.2		30.5	28.6		23.2	20.8		16.3			170
175	43.5	43.5		42.5	42.5		39.8	39.2		35.9	34.2		30.1	28.4		23.1	20.8		16.1	14.1		175
180	42.9	43		42	42		39.3	39.1		35.6	34.2		29.6	28.1		23	20.8		15.9	14.1		180
185	42.3	42.4		41.4	41.5		38.9	38.9		35.2	33.9		29.2	27.6		22.8	20.8		15.7	14.2		185
190	41.8	41.9	40.6	40.9	41		38.4	38.5		34.8	33.4		28.8	27		22.6	20.8		15.6	14.2		190
195	41.2	41.3	40.6	40.4	40.5		37.9	38.1		34.4	32.9		28.4	26.4		22.3	20.4		15.5	14.2		195
200	40.7	40.8	40.4	39.9	40.1	38.6	37.5	37.7		33.9	32.3		27.9	25.8		22.1	19.9		15.4	14.1		200
205	40.2	40.3	40	39.4	39.6	38.6	37.1	37.3	34.9	33.5	31.7		27.4	25.2		21.7	19.4		15.3	13.7		205
210	39.8	39.8	39.5	38.9	39.1	38.5	36.7	36.9	34.9	33	31		26.9	24.6		21.3	18.9		15.2	13.4		210
215	39.3	39.4	39.1	38.5	38.7	38.2	36.4	36.5	35.1	32.5	30.4	29.5	26.5	24		20.9	18.5		15.1	13.1		215
220	38.9	38.9	38.6	38	38.3	37.8	36	36.2	35.2	32	29.8	28.7	26.1	23.4		20.6	18		15	12.6		220
225	38.4	38.5	38.2	37.6	37.9	37.5	35.6	35.8	35.2	31.6	29.2	27.8	25.7	22.9	21.1	20.2	17.5		14.9	12.2		225
230	37.9	38.1	37.9	37.2	37.5	37.1	35.2	35.5	35	31.3	28.6	27.1	25.3	22.3	20.4	19.9	17.1		14.7	11.9		230
235	37.6	37.7	37.4	36.8	37.1	36.7	34.9	35.2	34.7	30.9	28.1	26.3	25	21.8	19.6	19.6	16.6	14	14.5	11.6		235
240	37.2	37.3	37	36.5	36.7	36.4	34.6	34.9	34.4	30.6	27.5	25.5	24.6	21.3	18.8	19.4	16.2	13.6	14.2	11.2		240
245	36.2	37	36.6	36.3	36.4	36.1	34.3	34.6	34.2	30.2	27	24.8	24.2	20.8	18.1	19.1	15.7	13	14	10.9		245
250	34.6	36.7	36.3	36	36.1	35.7	34.2	34.3	33.9	30	26.6	24.1	23.9	20.3	17.4	18.8	15.3	12.4	13.8	10.5	7.3	250
255	32.7	36.4	36	35.3	35.9	35.4	34.1	34	33.6	29.8	26.1	23.4	23.6	19.8	16.8	18.5	14.9	11.8	13.6	10.2	6.8	255
260	30.5	36.3	35.8	33.5	35.7	35.1	33.9	33.8	33.4	29.6	25.7	22.7	23.3	19.4	16.1	18.3	14.6	11.1	13.4	9.8	6.3	260
265	28.1	35.8	35.7	31.2	35.6	35	32.8	33.7	33.2	29.6	25.3	22.1	23.2	19	15.3	18.1	14.2	10.4	13.1	9.5	5.6	265
270	25.2	34	35.5	28.4	35.5	34.9	30.6	33.7	33	29.6	25	21.4	23.1	18.6	14.6	17.9	13.8	9.7	12.9	9.2	5	270
275		31.7	35.5	24.7	35.3	34.7	27.6	33.7	32.8	29.2	24.7	20.7	23.1	18.3	13.9	17.8	13.4	9.1	12.8	8.9	4.4	275
280		28.5	35.5		33.4	34.7		33.7	32.8		24.5	20	23.1	18	13.2	17.8	13.1	8.5	12.7	8.6	3.9	280
285			35.5		30.3	34.7		33.5	32.7		24.5	19.4		17.7	12.6		12.9	8	12.7	8.3	3.4	285
290			33.8			34.7		31	32.7		24.5	18.8		17.6	12		12.6	7.5		8.1		290
295						34.7			32.7		24.5	18.3		17.5	11.4		12.4	7		7.9		295
300									32.7			17.9		17.5	10.9		12.2	6.5		7.7		300
305									32.5			17.5			10.4			6.1		7.6		305
310												17.2			10.1			5.7				310
315												17.2					9.7		5.3			315
320																	9.5		5			320
325																			4.7			325
330																			4.5			330

\* adapter - pièce d'adaptateur

t\_198\_006\_01701\_00\_000

# Lifting capacities Forces de levage

# TN 276 ft



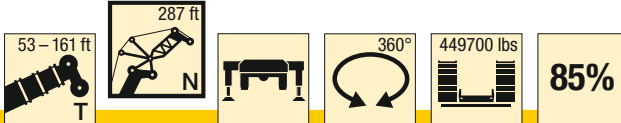
ft	53 + 13.1 ft*			72 + 13.1 ft*			89 + 13.1 ft*			107 + 13.1 ft*			125 + 13.1 ft*			143 + 13.1 ft*			161 + 13.1 ft*			ft		
	276 ft			276 ft			276 ft			276 ft			276 ft			276 ft			276 ft					
	84°	76°	66°	84°	76°	66°	84°	76°	66°	84°	76°	66°	84°	76°	66°	84°	76°	66°	84°	76°	66°			
100	46.4			44.6																		100		
105	46			44.3					40.1			34.7										105		
110	45.7			44					39.9			34.5			29.3							110		
115	45.3			43.7					39.7			34.3			29.2		22.1				14.3	115		
120	45			43.4					39.4			34.2			29.1		22				14.2	120		
125	44.7			43.1					39.2			34.1			29		21.9				14.2	125		
130	44.4			42.9					39			33.9			28.9		21.8				14.2	130		
135	44.1			42.6					38.9			33.8			28.8		21.7				14.2	135		
140	43.7			42.3					38.7			33.7			28.7		21.6				14.2	140		
145	43.2	41		41.9					38.6			33.6			28.6		21.4				14.1	145		
150	42.7	40.8		41.5	39.2				38.3			33.5			28.4		21.3				13.9	150		
155	42.1	40.6		40.9	39				38	35.5		33.4			28.2		21.1				13.8	155		
160	41.5	40.4		40.4	38.9				37.5	35.4		33.3	30.6		28		21				13.6	160		
165	41	40.3		39.9	38.7				37.1	35.3		33.1	30.5		27.8		20.9				13.4	165		
170	40.5	40.1		39.4	38.6				36.7	35.2		32.8	30.5		27.6	25.6	20.7				13.3	170		
175	39.9	39.7		38.9	38.5				36.3	35.1		32.5	30.5		27.4	25.5	20.6	18.3			13.1	175		
180	39.4	39.3		38.4	38.2				35.8	35.1		32.2	30.5		27.1	25.4	20.5	18.3		13	11.8	180		
185	38.8	38.9		37.9	37.9				35.4	35		31.9	30.4		26.8	25.2	20.3	18.3		12.8	11.8	185		
190	38.3	38.4		37.4	37.5				35	34.9		31.5	30.3		26.5	25	20.2	18.2		12.6	11.9	190		
195	37.8	37.9		36.9	37				34.6	34.6		31.2	30.1		26.1	24.5	20	18.2		12.5	11.9	195		
200	37.3	37.3	36.2	36.4	36.6				34.2	34.3		30.9	29.9		25.8	24	19.8	18		12.4	11.9	200		
205	36.8	36.8	36.2	36	36.1	34.4			33.8	33.9		30.6	29.4		25.4	23.4	19.6	17.7		12.4	11.9	205		
210	36.3	36.3	36	35.5	35.7	34.4			33.4	33.6		30.3	28.8		25	22.9	19.4	17.2		12.4	11.8	210		
215	35.8	35.9	35.6	35	35.3	34.4			33	33.2	31	30	28.2		24.5	22.4	19.1	16.8		12.4	11.5	215		
220	35.3	35.4	35.2	34.6	34.8	34.4			32.6	32.9	31.1	29.6	27.7		24.1	21.9	18.7	16.4		12.4	11.2	220		
225	34.8	35	34.8	34.1	34.4	34			32.2	32.5	31.1	29.1	27.1	26.2	23.7	21.4	18.3	16		12.4	10.8	225		
230	34.3	34.5	34.3	33.7	34	33.7			31.8	32.1	31.2	28.7	26.6	25.3	23.3	20.8	18	15.5		12.4	10.5	230		
235	33.9	34.1	33.9	33.2	33.5	33.3			31.4	31.7	31.2	28.3	26.1	24.6	23	20.3	18.6	17.7	15		12.4	10.1	235	
240	33.5	33.6	33.5	32.8	33.1	32.9			31	31.4	30.9	28	25.6	23.9	22.7	19.8	17.8	17.5	14.6		12.4	9.7	240	
245	33.2	33.2	33.1	32.5	32.7	32.6			30.7	31	30.7	27.7	25.1	23.3	22.4	19.3	17.1	17.2	14.2	11.8	12.3	9.4	245	
250	32.8	32.9	32.7	32.2	32.4	32.2			30.5	30.7	30.5	27.4	24.6	22.6	22.1	18.9	16.5	16.9	13.8	11.1	12.1	9	250	
255	32.5	32.6	32.3	32	32.1	31.8			30.2	30.4	30.2	27.2	24.2	21.9	21.8	18.5	15.8	16.7	13.4	10.6	11.9	8.7	5.7	255
260	31.4	32.3	32.1	31.8	31.8	31.5			30	30.1	29.9	27.1	23.8	21.3	21.5	18.1	15.2	16.5	13	10	11.7	8.4	5.2	260
265	29.8	32.1	31.8	31.4	31.5	31.2			29.9	29.9	29.6	26.9	23.4	20.6	21.2	17.7	14.6	16.2	12.7	9.5	11.5	8.1	4.6	265
270	28	31.9	31.5	30.5	31.4	31			29.8	29.7	29.3	26.8	23	20	21	17.3	14	16	12.3	8.8	11.3	7.7	4	270
275	25.9	31.8	31.3	28.6	31.2	30.8			29.5	29.6	29.1	26.7	22.7	19.5	20.8	16.9	13.3	15.8	11.9	8.2	11.1	7.4	3.5	275
280	23.3	31	31.2	26.3	31.1	30.6			28.1	29.5	28.9	26.7	22.4	18.9	20.8	16.6	12.6	15.7	11.6	7.5	10.9	7.2		280
285	19.7	29.2	31.1	23.6	31.1	30.5			25.7	29.5	28.8	26.7	22.1	18.3	20.8	16.3	12	15.6	11.4	6.9	10.8	6.9		285
290		26.7	31.1		30.7	30.4				29.5	28.7	24.7	21.9	17.6	20.8	16	11.4	15.6	11.1	6.4	10.7	6.6		290
295			31.1		28.4	30.4				29.5	28.6		21.9	17		15.8	10.8		10.8	5.8	10.7	6.4		295
300			30.8			30.4				28.7	28.6		21.9	16.5		15.6	10.2		10.6	5.4		6.2		300
305			27.6			30.4					28.6		21.9	16		15.5	9.7		10.4	4.9		6		305
310						30.4					28.6			15.6		15.5	9.2		10.1	4.5		5.8		310
315											28.6			15.2			8.8		10	4.1		5.7		315
320														15			8.5			3.7		5.6		320
325														14.9			8.2			3.4				325
330																	8							330

\* adapter · pièce d'adaptateur

t\_198\_006\_01801\_00\_000

# Lifting capacities Forces de levage

# TN 287 ft



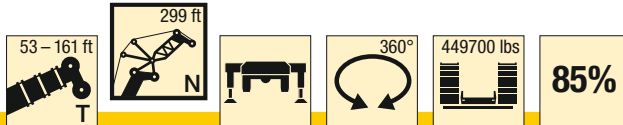
ft	53 + 13.1 ft*			72 + 13.1 ft*			89 + 13.1 ft*			107 + 13.1 ft*			125 + 13.1 ft*			143 + 13.1 ft*			161 + 13.1 ft*			ft
	287 ft			287 ft			287 ft			287 ft			287 ft			287 ft			287 ft			
	84°	76°	66°	84°	76°	66°	84°	76°	66°	84°	76°	66°	84°	76°	66°	84°	76°	66°	84°	76°	66°	
105	41			39.7																		105
110	40.4			39.2			35.8			31.1												110
115	39.7			38.6			35.5			30.9			26.2			19.5						115
120	39.1			38			35.2			30.8			26.1			19.6			12.3			120
125	38.5			37.4			34.8			30.6			26			19.6			12.2			125
130	37.9			36.9			34.3			30.2			25.9			19.4			12.1			130
135	37.3			36.3			33.8			29.9			25.8			19.3			12			135
140	36.7			35.8			33.4			29.5			25.8			19.3			11.9			140
145	36.2			35.3			32.9			29.2			25.6			19.3			11.7			145
150	35.7	35.7		34.8			32.5			28.9			25.5			19.1			11.5			150
155	35.2	35.2		34.3	34.3		32.1			28.5			25.2			19			11.4			155
160	34.7	34.7		33.9	33.9		31.7	31.4		28.2			25			18.9			11.2			160
165	34.2	34.2		33.4	33.4		31.3	31.3		27.9	27.4		24.8			18.7			11.1			165
170	33.8	33.8		33	33		30.9	30.9		27.6	27.3		24.5			18.6			10.9			170
175	33.4	33.3		32.6	32.6		30.6	30.6		27.4	27.2		24.3	22.9		18.4			10.8			175
180	32.9	32.9		32.2	32.2		30.2	30.2		27.1	27		24.1	22.8		18.3	16.2		10.6			180
185	32.5	32.5		31.8	31.8		29.9	29.9		26.8	26.8		23.9	22.7		18.2	16.2		10.5	10		185
190	32.1	32.1		31.4	31.4		29.5	29.6		26.5	26.5		23.7	22.6		18	16.2		10.4	10		190
195	31.7	31.7		31	31.1		29.2	29.2		26.3	26.2		23.5	22.5		17.9	16.2		10.2	10		195
200	31.4	31.3		30.7	30.7		28.9	28.9		26	26		23.3	22.2		17.8	16.1		10.1	10		200
205	31	31	30.7	30.4	30.4		28.6	28.6		25.8	25.7		23.1	21.9		17.7	16.1		10.1	10		205
210	30.7	30.6	30.4	30	30.1	29.6	28.3	28.3		25.5	25.5		22.9	21.4		17.5	16		10.1	10		210
215	30.3	30.3	30	29.7	29.7	29.3	28	28.1		25.3	25.3		22.7	21		17.4	15.6		10.1	10		215
220	30	30	29.7	29.4	29.4	29	27.7	27.8	27.2	25.1	25.1		22.3	20.5		17.1	15.2		10.1	10		220
225	29.7	29.7	29.4	29.1	29.2	28.7	27.5	27.5	27	24.9	24.9		22	20		16.9	14.8		10.1	9.8		225
230	29.4	29.4	29.1	28.9	28.9	28.4	27.3	27.3	26.8	24.7	24.7	23.7	21.7	19.5		16.6	14.4		10.1	9.6		230
235	29.2	29.1	28.8	28.6	28.6	28.2	27.1	27.1	26.5	24.5	24.4	23.5	21.3	19.1		16.3	14		10.1	9.2		235
240	29	28.9	28.6	28.4	28.4	27.9	26.9	26.8	26.3	24.3	24	22.9	20.9	18.6	17	16	13.6		10.1	8.8		240
245	28.8	28.7	28.4	28.2	28.2	27.7	26.7	26.7	26.1	24.1	23.6	22.1	20.6	18.1	16.4	15.8	13.2		10.1	8.5		245
250	28.7	28.5	28.1	28	28	27.5	26.5	26.5	26	23.9	23.1	21.5	20.3	17.7	15.7	15.5	12.8	10.6	10.1	8.2		250
255	28.4	28.3	28	27.9	27.8	27.3	26.4	26.3	25.8	23.7	22.7	20.9	20	17.3	15.1	15.3	12.4	10	10.1	7.8		255
260	28.1	28.2	27.8	27.7	27.6	27.2	26.3	26.2	25.7	23.4	22.2	20.4	19.7	16.9	14.5	15	12	9.5	10.1	7.5	4.7	260
265	27.7	28.1	27.7	27.4	27.5	27	26.2	26.1	25.5	23.2	21.9	19.9	19.5	16.5	13.9	14.7	11.7	8.9	10.1	7.2	4.3	265
270	27.1	27.8	27.5	27	27.4	26.9	26.1	26	25.4	23	21.5	19.3	19.3	16.1	13.4	14.4	11.4	8.4	10	6.9	3.8	270
275	26.7	27.3	27.4	26.6	27.3	26.8	25.8	25.9	25.3	22.6	21.2	18.8	19.1	15.8	12.9	14.3	11	7.9	9.9	6.6		275
280	25.8	26.8	27.3	26.2	26.9	26.7	25.5	25.8	25.2	22.3	21	18.3	19	15.4	12.3	14.2	10.7	7.3	9.8	6.4		280
285	24	26.4	26.9	25.8	26.5	26.7	25.1	25.7	25.2	22.1	20.7	17.8	18.9	15.1	11.7	14.1	10.4	6.7	9.6	6.1		285
290	21.8	26.1	26.6	24.5	26.1	26.5	25	25.5	25.1	21.9	20.5	17.3	18.8	14.8	11.1	14	10.1	6.1	9.5	5.8		290
295	19.6	25.9	26.1	22	25.8	26.3	24	25.2	25.1	21.8	20.3	16.8	18.8	14.6	10.5	13.9	9.8	5.6	9.4	5.6		295
300		25	25.8		25.6	26		24.9	25	21.7	20.1	16.2	18.8	14.3	9.9	13.9	9.6	5	9.3	5.4		300
305		21.9	25.6		25.5	25.6		24.8	25		20	15.7		14.2	9.4	13.9	9.4	4.5	9.3	5.2		305
310			25.5			25.4		24.8	24.9		20	15.2		14	8.9		9.2	4.1		4.9		310
315						25.3			24.6		20	14.7		13.9	8.5		9	3.7		4.8		315
320						25.3			24.5			14.3		13.9	8.1		8.9			4.6		320
325									24.5			14			7.7		8.8			4.4		325
330									24.5			13.7			7.3					4.3		330
335												13.5			7.1							335
340															6.9							340
345															6.8							345

\* adapter - pièce d'adaptateur

t\_198\_006\_01901\_00\_000

# Lifting capacities Forces de levage

# TN 299 ft




ft	53 + 13.1 ft*			72 + 13.1 ft*			89 + 13.1 ft*			107 + 13.1 ft*			125 + 13.1 ft*			143 + 13.1 ft*			161 + 13.1 ft*		ft
	299 ft			299 ft			299 ft			299 ft			299 ft			299 ft			299 ft		
	84°	76°	66°	84°	76°	66°	84°	76°	66°	84°	76°	66°	84°	76°	66°	84°	76°	66°	84°	76°	
105	37.5																				105
110	37.2			35.7			32.3														110
115	36.7			35.4			32.1			27.9			23.5								115
120	36.2			35.1			31.9			27.7			23.4			16.9					120
125	35.7			34.7			31.6			27.6			23.3			17			9.6		125
130	35.1			34.2			31.4			27.4			23.2			16.9			9.4		130
135	34.6			33.7			31.1			27.3			23.1			16.8			9.3		135
140	34			33.2			30.8			27.2			23			16.6			9.1		140
145	33.6			32.7			30.4			26.9			22.9			16.6			9		145
150	33.1			32.3			30			26.6			22.9			16.5			8.8		150
155	32.6	32.5		31.8			29.7			26.3			22.8			16.4			8.7		155
160	32.1	32.1		31.4	31		29.3			26			22.7			16.2			8.6		160
165	31.7	31.7		31	30.8		28.9	28		25.8			22.6			16			8.4		165
170	31.3	31.3		30.5	30.5		28.6	27.9		25.5	24.4		22.4			15.9			8.3		170
175	30.9	30.9		30.2	30.2		28.2	27.8		25.2	24.3		22.3			15.7			8.1		175
180	30.5	30.5		29.8	29.8		27.9	27.7		25	24.2		22.1	20.2		15.5			8		180
185	30.1	30.1		29.4	29.4		27.6	27.5		24.7	24.1		21.9	20.1		15.3	13.9		7.9		185
190	29.8	29.7		29	29.1		27.3	27.3		24.5	24.1		21.7	20		15.2	13.9		7.7	7.4	190
195	29.4	29.4		28.7	28.7		27	27		24.2	24		21.5	20		15.1	13.9		7.7	7.4	195
200	29	29		28.4	28.4		26.7	26.7		23.9	23.9		21.3	19.9		15	13.9		7.6	7.3	200
205	28.7	28.7		28	28.1		26.4	26.4		23.7	23.7		21.1	19.7		14.9	13.9		7.5	7.3	205
210	28.3	28.3	28.1	27.7	27.8		26.1	26.1		23.5	23.5		20.9	19.5		14.9	13.9		7.5	7.3	210
215	28	28	27.8	27.4	27.5		25.8	25.8		23.2	23.3		20.6	19.1		14.9	13.8		7.5	7.3	215
220	27.7	27.7	27.5	27.1	27.2	26.7	25.5	25.6		23	23		20.3	18.8		14.9	13.5		7.5	7.3	220
225	27.4	27.4	27.1	26.9	26.9	26.4	25.3	25.3	24	22.7	22.8		20	18.3		14.9	13.2		7.5	7.3	225
230	27.2	27.1	26.9	26.6	26.6	26.2	25.1	25.1	24	22.4	22.5		19.7	17.9		14.8	12.8		7.5	7.3	230
235	26.9	26.9	26.6	26.4	26.4	25.9	24.8	24.8	24.1	22.1	22.3	20.8	19.4	17.4		14.5	12.5		7.5	7.3	235
240	26.7	26.6	26.3	26.1	26.1	25.7	24.7	24.7	24	21.9	22.1	20.9	19.1	17		14.3	12.1		7.5	7.3	240
245	26.4	26.4	26.1	25.9	25.9	25.5	24.4	24.4	24	21.6	21.7	20.6	18.8	16.5	15	14	11.7		7.5	7	245
250	26.2	26.2	25.9	25.6	25.7	25.3	24.2	24.2	23.8	21.4	21.3	20.1	18.5	16.1	14.5	13.8	11.3		7.5	6.7	250
255	25.9	25.9	25.7	25.4	25.5	25.1	23.9	24	23.6	21.2	20.9	19.5	18.1	15.6	13.8	13.6	10.9	8.7	7.5	6.4	255
260	25.6	25.7	25.5	25.1	25.2	24.9	23.7	23.8	23.5	20.9	20.5	18.9	17.9	15.2	13.3	13.3	10.5	8.3	7.5	6.1	260
265	25.4	25.4	25.2	24.8	25	24.7	23.4	23.6	23.3	20.7	20.1	18.4	17.7	14.8	12.7	13.1	10.2	7.8	7.5	5.8	265
270	25.1	25.2	24.9	24.6	24.7	24.5	23.3	23.4	23.1	20.5	19.7	17.8	17.4	14.5	12.1	12.9	9.9	7.3	7.5	5.5	270
275	25	24.9	24.7	24.4	24.5	24.2	23.1	23.2	22.8	20.3	19.4	17.3	17.2	14.1	11.6	12.6	9.6	6.8	7.5	5.3	275
280	24.8	24.7	24.5	24.3	24.3	24	22.9	23	22.7	20.1	19.1	16.8	17	13.8	11.1	12.3	9.2	6.3	7.5	5	280
285	24.3	24.5	24.3	24.2	24.1	23.8	22.8	22.8	22.5	20	18.8	16.3	16.8	13.5	10.6	12.2	8.9	5.7	7.5	4.7	285
290	23.3	24.4	24.1	24	24	23.6	22.7	22.6	22.3	19.9	18.6	15.8	16.7	13.2	10	12	8.7	5.1	7.5	4.5	290
295	21.9	24.3	23.9	23.6	23.9	23.4	22.6	22.5	22.1	19.9	18.3	15.4	16.5	12.9	9.4	11.9	8.4	4.5	7.5	4.2	295
300	20	24.3	23.8	22.3	23.8	23.3	22.6	22.4	22	19.9	18.1	15	16.5	12.7	8.8	11.8	8.1	4	7.5	4	300
305	17.8	24.2	23.7	20.3	23.7	23.2	21.8	22.3	21.9	19.9	17.9	14.5	16.5	12.4	8.3	11.8	7.9	3.5	7.4	3.8	305
310		22.9	23.7		23.7	23.2	19.9	22.3	21.8	19.9	17.8	14	16.5	12.2	7.8	11.8	7.6		7.3	3.6	310
315			23.7		23.7	23.1		22.3	21.7		17.8	13.5	16.5	12	7.3	11.8	7.4		7.3	3.4	315
320			23.7		21.7	23.1		22.3	21.7		17.8	13		11.9	6.8		7.3				320
325			23.6			23.1			21.7		17.8	12.6		11.8	6.4		7.1				325
330						23.1			21.7		17.8	12.2		11.8	6		7				330
335									21.7			11.9			5.7		6.9				335
340									21.7			11.7			5.4						340
345												11.5			5.1						345
350															4.9						350
355															4.8						355

\* adapter · pièce d'adaptateur

t\_198\_006\_02001\_00\_000

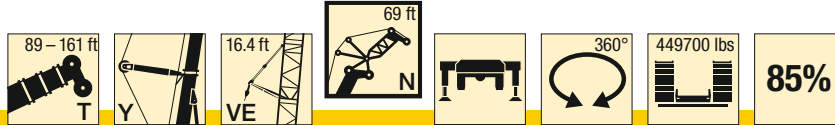
# Lifting heights Hauteurs de levage

TN



# Lifting capacities Forces de levage

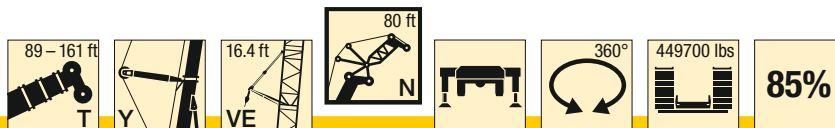
## TYVEN 69 ft - 80 ft



ft	89 + 29.5 ft*			107 + 29.5 ft*			125 + 29.5 ft*			143 + 29.5 ft*			161 + 29.5 ft*			ft
	69 ft			69 ft			69 ft			69 ft			69 ft			
	84°	76°	66°	84°	76°	66°	84°	76°	66°	84°	76°	66°	84°	76°	66°	
45	283.3															45
50	269.8			264.7												50
55	257			252.9			247.6			237.7						55
60	244.9			241.3			236.1			228.8			219.8			60
65	233.2			229.5			223.9			218.5			209.9			65
70	222	225.3		215.4			210.4			208.8			200.6			70
75	210.8	212.2		201.9	181		198.5			198			192.1			75
80	195.6	200.5		190.7	168.5		187.3			187.5			183.9			80
85		189.8		181.5	157.3		177.3	153		178.2			175			85
90		180.1			148			143.3		170.2	146		166.7			90
95		170.1			139.8			134.8			136.8			136.4		95
100		160.7	145.9		133			127.6			129.2			128.1		100
105			138.4					121.3			122.4			121.2		105
110			131.5			103.1					116.6			115		110
115			125.2			97.1				92.3				109.4		115
120						92				86.5						120
125						87.7				81.7		81.9				125
130										77.6		77.2				130
135												73.3			71	135
140												69.9			67.2	140
145															64	145

\* adapter · pièce d'adaptateur

t\_198\_007\_00001\_00\_000



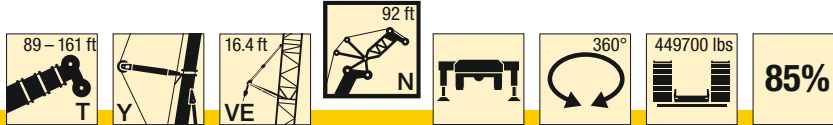
ft	89 + 29.5 ft*			107 + 29.5 ft*			125 + 29.5 ft*			143 + 29.5 ft*			161 + 29.5 ft*			ft
	80 ft			80 ft			80 ft			80 ft			80 ft			
	84°	76°	66°	84°	76°	66°	84°	76°	66°	84°	76°	66°	84°	76°	66°	
50	258.3															50
55	247.5			243.3			236.4									55
60	237.1			233			227.2			219.9						60
65	227.2			223.3			217.7			210.8			201.8			65
70	216.8			213.9			208.9			202.1			193.7			70
75	208.1	208.2		202.8			198.5			194.1			185.9			75
80	197.6	199.8		190.9	176		187.4			186.5			178.8			80
85	182.7	189.3		180	162.7		177.5			177.4			172			85
90	169.5	179.6		170.7	151.8		168.1	148.9		168.8			165.6			90
95	158	169.8		163.1	142.4		159.9	138.9		160.9	142.2		158.7			95
100		160.7			134.5			130.4		154.1	132.9		151.5	133.8		100
105		152.4	137.8		127.4			123.1			125.1			125.3		105
110		144.8	131		121.4			116.9			118.4			118.1		110
115			124.8		116.3	101.6		111.4			112.4			111.8		115
120			119.1			95		106.7			107.2			106.3		120
125			113.8			89.6			85.5		102.6			101.5		125
130			108.8			85			80.3							130
135						81.1			75.9			76.1				135
140									72.2			71.7			70.4	140
145									69.1			68.1			66.5	145
150												64.9			62.9	150
155															59.9	155
160															57.2	160

\* adapter · pièce d'adaptateur

t\_198\_007\_00101\_00\_000

# Lifting capacities Forces de levage

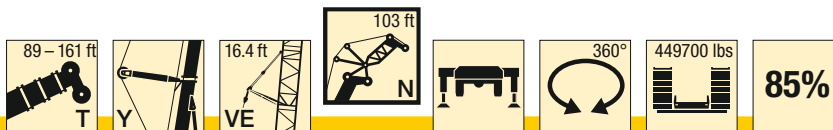
# TYVEN 92 ft - 103 ft



ft	89 + 29.5 ft*			107 + 29.5 ft*			125 + 29.5 ft*			143 + 29.5 ft*			161 + 29.5 ft*			ft
	92 ft			92 ft			92 ft			92 ft			92 ft			
	84°	76°	66°	84°	76°	66°	84°	76°	66°	84°	76°	66°	84°	76°	66°	
50	241.2															50
55	241			236.9												55
60	233			229			223.7									60
65	223.2			219.2			214.1				206.7					65
70	212.8			210.2			205.2				198.5			190.3		70
75	203.2			200.2			195.6				190.4			182.6		75
80	195.5	197		189.4			185.2				183			175.3		80
85	186.8	188		179.4	164		175.6				175.7			168.6		85
90	174	178.4		169.9	153.2		166.9				167.1			162.1		90
95	162.1	168.7		161.3	143.5		159	139.9			159.3			156		95
100	151.7	159.7		154	135.1		151.3	131.2			152.2	134.1		149.8		100
105		151.4		147.8	127.7		144.4	123.7			145.9	126.3		143.4	125.9	105
110		143.9			121.4		139	117.2			140.2	119.3		137.6	118.8	110
115		137	123.6		115.7			111.3				113.1			112.2	115
120		130.7	117.9		110.7	96.5		106.2				107.6			106.7	120
125			112.7		106.6	91		101.7				102.8			101.5	125
130			107.9			86		97.7	81.3			98.4			97	130
135			103.3			81.6			76.7			94.5			92.9	135
140			99.1			77.9			72.6				72.9		89.3	140
145						74.6			69.1				69			145
150									66				65.5			150
155									63.2				62.5		63.4	155
160													59.8		57.3	160
165															54.7	165
170															52.5	170

\* adapter · pièce d'adaptateur

t\_198\_007\_00201\_00\_000



ft	89 + 29.5 ft*			107 + 29.5 ft*			125 + 29.5 ft*			143 + 29.5 ft*			161 + 29.5 ft*			ft	
	103 ft			103 ft			103 ft			103 ft			103 ft				
	84°	76°	66°	84°	76°	66°	84°	76°	66°	84°	76°	66°	84°	76°	66°		
55	216.9															55	
60	214.2			211.3												60	
65	210.5			207.9			204.2				197.9					65	
70	206.8			203.8			197.9				191.6			184.2		70	
75	199.1			196.2			190.2				184.2			176.9		75	
80	190.2			188.1			183				177.2			170.2		80	
85	182.7	182.5		178.5			176.2				170.7			164		85	
90	174.4	177.3		169.7	158		167.7				164.6			158.1		90	
95	162.9	168.4		161.3	147.8		159.6				158.8			152.3		95	
100	152.4	159.4		153.4	138.5		152.5	138.2			152.4			146.6		100	
105	143	151.1		146.2	130.2		146.1	129.5			145.7	132.4		141.6		105	
110	134.7	143.7		139.4	123.1		139.9	122.2			139.7	124.4		136.7	123.2	110	
115	127.3	136.9		131.8	116.9		134.2	115.7			134.2	117.5		131.3	115.5	115	
120		130.6	117.5	124.8	111.3		129.1	109.8			129.3	111.3		126.2	109.3	120	
125		124.8	112.3		106.2			104.7				105.7		121.6	103.6	125	
130		119.5	107.5		102	89.4		100.1				100.9			98.5	130	
135			103.1		98.2	84.1		96	82.2			96.4			94	135	
140			98.9			79.6		92.5	77.6			92.6			89.9	140	
145			95			75.7			73.1			89	73.4		86.4	145	
150			91.4			72.4			69.4				69		83	150	
155						69.4							65.4			62.6	155
160						66.8							62.2			59.1	160
165													59.4			56	165
170													56.9			53.3	170
175													54.8			51	175
180																48.9	180

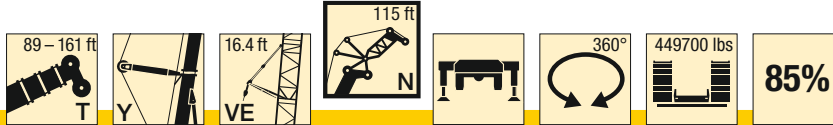
\* adapter · pièce d'adaptateur

t\_198\_007\_00301\_00\_000



# Lifting capacities Forces de levage

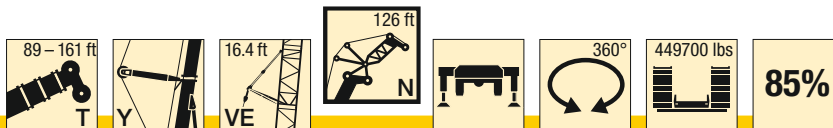
# TYVEN 115 ft - 126 ft



ft	89 + 29.5 ft*			107 + 29.5 ft*			125 + 29.5 ft*			143 + 29.5 ft*			161 + 29.5 ft*			ft	
	115 ft			115 ft			115 ft			115 ft			115 ft				
	84°	76°	66°	84°	76°	66°	84°	76°	66°	84°	76°	66°	84°	76°	66°		
60	192.9															60	
65	191.1			188.3			184.1									65	
70	188.3			185.7			182.6					177.1				70	
75	185.5			183.2			180.2					175.1			168.9	75	
80	182.6			180.5			175.9					171.4			164.4	80	
85	177.1			175.8			169.6					165.3			158.5	85	
90	170.9	165.8		167.9			163.8					159.6			153.1	90	
95	162.9	162.3		159.9	153.2		158.1					154.2			147.9	95	
100	152.3	157.8		152.5	142.8		152.6					149.1			142.9	100	
105	142.8	150.4		145.7	133.2		146.3	136.9				144.2			137.7	105	
110	134.5	143		139	125.4		140.2	128.5				138.5	128.6		133.2	110	
115	127	136.2		131.7	118.4		134.4	120.9				132.9	120.6		129.1	115	
120	120.3	130		124.5	112.5		128.2	114.4				127.7	113.6		124.8	120	
125	114.3	124.2	111.4	118	106.9		121.3	108.6				122.9	107.7		120.3	125	
130		118.9	106.7	112.2	102.1		115.2	103.4				118.7	102.5		115.8	130	
135		114	102.2		97.9	87.8		98.9				114.3	97.6		111.9	135	
140		109.4	98.1		94	82.2		94.6					93.2		91.1	140	
145			94.3		90.6	77.5		91	78.5				89.3		87	145	
150			90.7		87.9	73.5		87.7	73.7				85.8		83.4	150	
155			87.3			69.9		84.9	69.7				82.5	67.9	80.2	155	
160			84.1			66.9			66.2					64	77.1	160	
165						64.2			63.3					60.7		58	165
170						61.8			60.6					57.8		54.8	170
175									58.2					55.3		52	175
180									56					52.8		49.6	180
185														50.8		47.4	185
190															45.4	190	

\* adapter · pièce d'adaptateur

t\_198\_007\_00401\_00\_000



ft	89 + 29.5 ft*			107 + 29.5 ft*			125 + 29.5 ft*			143 + 29.5 ft*			161 + 29.5 ft*			ft
	126 ft			126 ft			126 ft			126 ft			126 ft			
	84°	76°	66°	84°	76°	66°	84°	76°	66°	84°	76°	66°	84°	76°	66°	
65	171.7			170.7												65
70	170.8			168.8			165.4									70
75	168.7			166.6			163.6					159			152.5	75
80	166.6			164.7			161.9					157.5			152	80
85	164.6			163			160.2					156.1			150.8	85
90	163.1			161.3			158.5					154.5			148.8	90
95	161.7	154.5		158.2			155.7					150.5			144.3	95
100	154.1	152.8		153.5	147.6		150.2					145.5			139.4	100
105	145.3	150		147.9	141.1		144					140.6			134.8	105
110	136.7	142.7		140.9	133.6		138.2	129.4				136.1			130.5	110
115	129	135.9		133.3	126.3		132.8	121.7				131.7	124.1		126.5	115
120	122.1	129.6		125.9	119.6		127.8	115.1				127.6	118		122.9	120
125	115.9	123.9		119.2	113.9		123	109.3				123.3	112.2		119.3	125
130	110.3	118.6		113.3	108.7		116.8	104.1				119	106.6		115.7	130
135	105.1	113.7	101.8	107.9	103.9		111.1	99.3				114.3	101.5		112.1	135
140	95.6	109.1	97.7	103	99.7	89	105.9	95				108.9	97		108.5	140
145		104.9	93.8		95.9	84.4		91.2				103.8	92.9		105	145
150		100.8	90.3		92.5	80		87.6	74.7				89.2		86.8	150
155		97	86.9		89.5	76		84.5	70.9				85.8		83.4	155
160			83.7		87	72.6		81.6	67.3				82.5	68	80.1	160
165			80.8			69.6		79.2	64.1				79.7	64.3	77.2	165
170			77.9			66.8			61.2				77.3	61.1	74.4	170
175			75.2			64.3			58.6					58.3	55.2	175
180						62.1			56.3					55.9	52.6	180
185									54.2					53.6	50.3	185
190									52.3					51.5	48.2	190
195														49.7	46.2	195
200															44.4	200
205															42.8	205

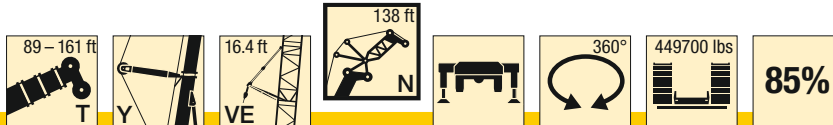
\* adapter · pièce d'adaptateur

t\_198\_007\_00501\_00\_000

J

# Lifting capacities Forces de levage

# TYVEN 138 ft



ft	89 + 29.5 ft*			107 + 29.5 ft*			125 + 29.5 ft*			143 + 29.5 ft*			161 + 29.5 ft*			ft
	138 ft			138 ft			138 ft			138 ft			138 ft			
	84°	76°	66°	84°	76°	66°	84°	76°	66°	84°	76°	66°	84°	76°	66°	
65	153.8															65
70	154.6			152.3												70
75	153.3			151.3			148.8			143.4						75
80	151.6			149.7			147.3			143			137.8			80
85	149.8			148			145.7			141.7			136.8			85
90	148.1			146.4			144.3			140.4			135.7			90
95	146.3			145.1			143			139.2			134.7			95
100	143.8	138.9		143.2			141.8			138.2			133.1			100
105	139.6	137.5		140.5	135.9		139.7			137			130.2			105
110	134.3	136.3		135.8	133.2		135.3			132.7			126.1			110
115	127.7	134.6		130.4	127.8		131.1	126.8		128.6			122.4			115
120	120.9	128.7		124.1	121.5		126.6	121		124.7	117.4		118.8			120
125	114.7	122.9		118.2	115.2		120.7	115.6		120.9	112.4		115.4	108.4		125
130	109	117.7		112.6	109.7		115.1	110.2		117.2	107.5		112.3	104.1		130
135	103.8	112.8		107.4	104.6		109.8	105		112.9	103		109.4	99.7		135
140	99.1	108.2	96.6	102.5	100.1		104.7	100.3		107.8	98.1		106.6	95.7		140
145	94.8	104	92.8	98	95.9		100.1	96		103	93.8		103.2	91.4		145
150	89.2	100	89.2	93.8	92.2	82.7	95.8	92		98.5	89.8		99.9	87.3		150
155		96.3	85.9		88.7	77.9	91.8	88.3		94.4	86		96.8	83.5		155
160		92.8	82.7		85.7	74		85.1	73.2		82.7		93	80.1		160
165		89.5	79.8		83	70.5		82.3	69.4		79.6	66.6		77		165
170			77		80.6	67.3		79.6	65.9		76.8	62.9		74.1		170
175			74.4			64.4		77.3	63		74.2	59.7		71.5	56.6	175
180			71.9			61.9			60.3		72	56.7		69	53.5	180
185			69.5			59.7			57.8			54.2		66.8	50.8	185
190						57.7			55.5			51.9			48.3	190
195						56			53.6			49.8			46.2	195
200									51.9			47.9			44.2	200
205												46.2			42.4	205
210												44.6			40.8	210
215															39.3	215

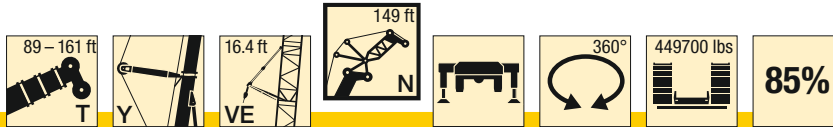
\* adapter · pièce d'adaptateur

t\_198\_007\_00601\_00\_000

J

# Lifting capacities Forces de levage

# TYVEN 149 ft



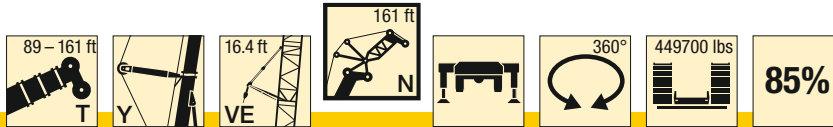
ft	89 + 29.5 ft*			107 + 29.5 ft*			125 + 29.5 ft*			143 + 29.5 ft*			161 + 29.5 ft*			ft
	149 ft			149 ft			149 ft			149 ft			149 ft			
	84°	76°	66°	84°	76°	66°	84°	76°	66°	84°	76°	66°	84°	76°	66°	
70	136.1															70
75	137.5			137.6			135									75
80	137.4			136.1			133.9			129.6						80
85	136.1			134.6			132.5			128.5			124			85
90	134.6			133.2			131.2			127.3			123.1			90
95	133.2			132			130			126.2			122.1			95
100	132			130.8			128.9			125.3			121.3			100
105	131.1	124.9		129.9			127.9			124.4			120.5			105
110	129.7	123.8		129.1	122.3		127.2			123.6			119.5			110
115	127.2	122.7		127.6	121.5		126.5	119.3		122.9			117.9			115
120	121.1	121.8		124.1	120.5		122.6	117.5		121.8			114.9			120
125	114.8	121		117.9	118.6		118.7	114.7		118.6	110.4		111.6			125
130	109.1	117.4		111.9	113.5		114.4	110.2		115.2	106.1		108.7	102		130
135	103.8	112.5		106.3	108.7		108.9	105.6		111.6	102.1		105.9	98.2		135
140	98.9	108		101.3	104.3		103.7	101.3		107.3	98.1		103.4	94.6		140
145	94.6	103.7	92.4	96.7	100.2		99	97.3		102.5	94.2		101.1	91.1		145
150	90.5	99.8	88.8	92.5	96.4		94.5	93.6		97.8	90.6		98.6	87.6		150
155	86.7	96.1	85.5	88.6	92.8	80.6	90.5	90.1		93.5	86.8		95.6	84.3		155
160	83.1	92.6	82.4	84.9	89.5	77.6	86.7	86.8		89.5	83.2		92.1	81		160
165		89.3	79.5	80.1	86.3	74.9	83.1	83.7	71	85.8	79.8		88.2	77.6		165
170		86.2	76.7		83.3	72.2		80.8	68.4	82.3	76.8		84.6	74.6		170
175		83.3	74.1		80.5	69.7		78	66.1		74	61.6		71.7		175
180		80.5	71.6		77.8	67.2		75.4	63.8		71.5	58.2		69.1		180
185			69.3		75.2	64.4		73	61.7		69.2	55.3		66.6	52.4	185
190			67			62.1			59.4		67.1	52.7		64.4	49.6	190
195			64.9			59.9			57.1			50.4		62.4	47.1	195
200			62.8			57.8			55			48.3			44.9	200
205						56.3			53.2			46.4			42.9	205
210									51.5			44.6			41.1	210
215												43			39.5	215
220												41.5			37.9	220
225															36.5	225

\* adapter · pièce d'adaptateur

t\_198\_007\_00701\_00\_000

# Lifting capacities Forces de levage

# TYVEN 161 ft



ft	89 + 29.5 ft*			107 + 29.5 ft*			125 + 29.5 ft*			143 + 29.5 ft*			161 + 29.5 ft*			ft
	161 ft			161 ft			161 ft			161 ft			161 ft			
	84°	76°	66°	84°	76°	66°	84°	76°	66°	84°	76°	66°	84°	76°	66°	
75	121.2			122.9												75
80	122			122.9			121.3									80
85	122.6			122.6			120.7			116.8			112.3			85
90	122.2			121.4			119.5			116.1			112.2			90
95	121.1			120.2			118.4			115.1			111.4			95
100	120			119.1			117.3			114.2			110.6			100
105	118.9			118.1			116.3			113.3			109.8			105
110	118	112.5		117.1			115.5			112.5			109.2			110
115	116.7	111.5		116	110.7		114.6			111.8			108.6			115
120	114.1	110.6		113.9	109.8		113.3	106.7		111.1			107.9			120
125	111.2	109.8		111.4	109		111.3	107		110.3			106.5			125
130	107.8	109.1		108.4	108.1		109	106.3		108.6	102.8		104.6			130
135	103.9	108.5		105	106		106	104.3		106.7	100.5		102.1	96.5		135
140	99.1	107		101	103.6		102.7	100.6		103.7	96.8		99.6	93.1		140
145	94.6	103.1		96.5	99.9		98.8	96.8		100.7	93.4		97.2	89.8		145
150	90.5	99.2		92.1	96.1		94.5	93.1		97.3	90.2		95	86.7		150
155	86.7	95.5	84.8	88.2	92.5		90.3	89.6		93.1	86.8		93	83.8		155
160	83.1	92	81.7	84.6	89.1	77.1	86.5	86.3		89	83.7		91.1	80.9		160
165	79.7	88.8	78.8	81.2	85.9	74.3	82.9	83.2		85.4	80.7		87.8	78		165
170	76.6	85.7	76	77.9	82.9	71.7	79.6	80.3	67.8	81.9	77.8		84.2	75.3		170
175		82.8	73.4	74	80.1	69.2	76.4	77.6	65.4	78.6	75.2		80.8	72.7		175
180		80.1	70.9		77.4	66.9	72.3	75	63.2	75.5	72.6	59.8	77.5	70.2		180
185		77.3	68.6		74.9	64.6		72.5	61.1		70.2	57.8		67.9		185
190		74.5	66.4		72.5	62.5		70.2	59.1		68	55.9		65.7	52.6	190
195			64.3		70.1	60.5		67.9	57.2		65.8	53.9		63.6	50.6	195
200			62.3			58.6		65.8	55.3		63.7	51.5		61.6	48	200
205			60.3			56.8			53.6		61.7	49.4		59.7	45.7	205
210						55			52			47.3			43.6	210
215						53.4			50.4			45.5			41.7	215
220									48.8			43.8			40.1	220
225									47.3			42.3			38.4	225
230												40.9			37	230
235															35.7	235
240															34.4	240

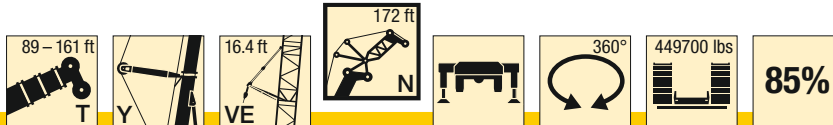
\* adapter · pièce d'adaptateur

t\_198\_007\_00801\_00\_000

J

# Lifting capacities Forces de levage

# TYVEN 172 ft



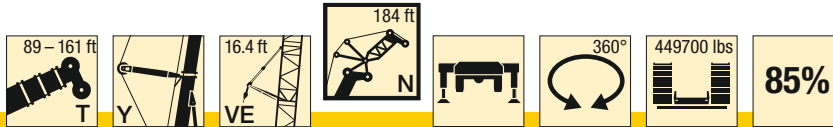
ft	89 + 29.5 ft*			107 + 29.5 ft*			125 + 29.5 ft*			143 + 29.5 ft*			161 + 29.5 ft*			ft
	172 ft			172 ft			172 ft			172 ft			172 ft			
	84°	76°	66°	84°	76°	66°	84°	76°	66°	84°	76°	66°	84°	76°	66°	
75	109.3															75
80	109.8			113.2												80
85	110.4			112.2			110.2			107						85
90	110.8			111.1			109.2			106.3			102.3			90
95	110.8			110			108.3			105.4			101.7			95
100	109.9			109.1			107.4			104.6			101			100
105	109			108.2			106.5			103.8			100.3			105
110	108.2			107.4			105.8			103.2			99.7			110
115	107.5	101.7		106.8			105.1			102.6			99.2			115
120	106.9	101		106.2	100.1		104.6			102			98.8			120
125	106.2	100.3		105.7	99.4		104.1	97.4		101.6			98.3			125
130	105.2	99.6		104.6	98.8		103.5	96.8		101.2			98			130
135	102.9	99.1		103.1	98.2		102.5	96.3		100.6	93.3		97.5			135
140	99.8	98.6		100.9	97.8		100.9	96		99.7	93.2		95.8	88.7		140
145	95.6	98.2		97.3	97.5		99	95.3		98.5	92.1		93.7	88.1		145
150	91.4	98.1		93	95.7		95.3	92.1		97.1	88.9		91.7	85.1		150
155	87.4	95.2		89.1	92.1		91.1	89.1		93.4	86		89.7	82.3		155
160	83.8	91.7	81.3	85.3	88.8		87.3	85.9		89.4	83.2		87.9	79.6		160
165	80.5	88.4	78.4	81.9	85.6		83.7	82.9		85.7	80.5		86.2	77.1		165
170	77.2	85.4	75.6	78.6	82.6	71.3	80.3	80		82.1	77.7		84.4	74.7		170
175	74.2	82.5	73	75.5	79.8	68.8	77.1	77.2		78.9	75		81.3	72.3		175
180	70.1	79.7	70.6	72.6	77.1	66.5	74.1	74.6	62.8	75.8	72.5		78.2	69.8		180
185	61.3	77.1	68.2	68.1	74.6	64.2	71.3	72.2	60.7	72.8	70.1	57.6	75.1	67.5		185
190		74.7	66		72.2	62.1	65.7	69.9	58.7	70.1	67.8	55.7	72.2	65.3		190
195		72.2	63.9		69.9	60.1		67.6	56.8		65.7	53.8	69.5	63.2	50.1	195
200		69.6	61.9		67.7	58.2		65.5	55		63.6	52.1		61.2	47.8	200
205			60		65.6	56.4		63.5	53.2		61.6	50.4		59.3	45.5	205
210			58.2			54.7		61.6	51.6		59.8	48.9		57.5	43.5	210
215			56.5			53.1			50		58	47.4		55.8	41.7	215
220			54.8			51.5			48.5			45.9		54.1	40	220
225						49.9			47.1			44.5			38.4	225
230									45.7			43.1			37	230
235									44.3			41.7			35.7	235
240												40.4			34.4	240
245															33.2	245
250															32.1	250

\* adapter · pièce d'adaptateur

t\_198\_007\_00901\_00\_000

# Lifting capacities Forces de levage

# TYVEN 184 ft



ft	89 + 29.5 ft*			107 + 29.5 ft*			125 + 29.5 ft*			143 + 29.5 ft*			161 + 29.5 ft*			ft
	184 ft			184 ft			184 ft			184 ft			184 ft			
	84°	76°	66°	84°	76°	66°	84°	76°	66°	84°	76°	66°	84°	76°	66°	
80	98															80
85	98.3			101.8			100.4									85
90	98.7			101.2			99.7			94.6						90
95	99.1			100.3			98.8			95.9			92.9			95
100	99.3			99.4			98			95.2			92.4			100
105	98.9			98.5			97.2			94.5			91.8			105
110	98.4			97.8			96.5			93.9			91.2			110
115	97.7			97.1			95.8			93.3			90.7			115
120	97.2	91.9		96.5			95.3			92.7			90.2			120
125	96.6	91.1		96	90.3		94.8			92.3			89.8			125
130	96.1	90.4		95.5	89.7		94.3	88.1		91.9			89.4			130
135	95.5	89.9		94.9	89.2		93.8	87.7		91.5			89.1			135
140	94.5	89.4		94	88.7		93	87.3		91	84.3		88.8			140
145	92.9	88.9		92.7	88.3		91.9	86.9		90.5	84		88	80.8		145
150	90.3	88.7		91.4	87.9		90.7	86.6		89.6	83.8		86.6	80.7		150
155	86.5	88.5		88	87.7		89.2	86.2		88.5	83.4		85.1	80.4		155
160	82.9	88.3		84.3	87.2		85.8	84.3		87.1	81		83.4	78.3		160
165	79.5	87.5		80.9	84.6		82.3	81.6		84.4	78.4		81.9	75.9		165
170	76.3	84.4	74.6	77.6	81.6		79	79.1		81.1	76		80.4	73.5		170
175	73.3	81.6	72	74.5	78.8	67.7	75.8	76.5		77.9	73.7		79	71.3		175
180	70.5	78.8	69.5	71.7	76.2	65.4	72.8	73.9		74.8	71.4		77.7	69.2		180
185	67.9	76.3	67.2	68.9	73.7	63.2	70	71.5	59.7	71.9	69.1		74.9	67.2		185
190	64.8	73.8	65	66.4	71.3	61.1	67.4	69.1	57.7	69.1	66.8		72	65.1		190
195	58	71.3	63	63.2	69	59.1	65	66.9	55.8	66.6	64.7	52.7	69.2	63		195
200		68.6	61	55.3	66.9	57.2	61.1	64.8	54	64.2	62.7	50.9	66.6	61		200
205		66.1	59.1		64.9	55.4		62.9	52.3		60.7	49.3	64.3	59.1	46.8	205
210		63.7	57.3		62.9	53.7		60.9	50.7		58.9	47.7		57.3	45.3	210
215			55.6		61	52.1		59.1	49.1		57.1	46.3		55.5	43.9	215
220			53.9			50.5		57.3	47.6		55.4	44.8		53.9	42.2	220
225			52.3			49			46.2		53.8	43.5		52.3	40.6	225
230			50.8			47.6			44.8			42.2		50.7	39	230
235						46.2			43.5			40.9			37.4	235
240						44.8			42.2			39.7			36.1	240
245									41			38.4			34.8	245
250												37.2			33.6	250
255												36.2			32.4	255
260															31.4	260

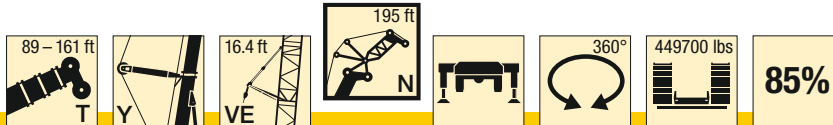
\* adapter · pièce d'adaptateur

t\_198\_007\_01001\_00\_000

J

# Lifting capacities Forces de levage

# TYVEN 195 ft



ft	89 + 29.5 ft*			107 + 29.5 ft*			125 + 29.5 ft*			143 + 29.5 ft*			161 + 29.5 ft*			ft
	195 ft			195 ft			195 ft			195 ft			195 ft			
	84°	76°	66°	84°	76°	66°	84°	76°	66°	84°	76°	66°	84°	76°	66°	
85	88			90.6												85
90	88.1			91.6			90.3			83.3						90
95	88.3			91.2			90.1			87.6			82.1			95
100	88.5			90.5			89.3			87.1			84.4			100
105	88.8			89.8			88.6			86.5			83.8			105
110	88.7			89.1			87.9			85.9			83.2			110
115	88.7			88.4			87.3			85.3			82.8			115
120	88.2			87.8			86.7			84.7			82.3			120
125	87.8	83		87.3			86.2			84.2			81.8			125
130	87.3	82.5		86.8	81.7		85.7			83.8			81.4			130
135	86.9	81.9		86.3	81.2		85.3	79.9		83.4			81.1			135
140	86.6	81.4		85.9	80.8		85	79.5		83.1	77		80.8			140
145	86.3	80.9		85.8	80.4		84.8	79.1		82.8	76.8		80.5			145
150	86	80.6		85.6	80		84.6	78.8		82.6	76.5		80.3	73.4		150
155	85.7	80.2		85.4	79.7		84.5	78.4		82.5	76.3		79.8	73.3		155
160	83.8	80		84.8	79.4		84.5	78.2		82.5	76.1		79	73.2		160
165	80.3	79.9		81.8	79.2		82.9	78		82.3	76		77.6	73.1		165
170	77.2	79.8		78.5	79.2		79.8	77.9		80.8	75.4		76.2	72.2		170
175	74.1	79.8	71.8	75.4	78.7		76.7	76		78.3	73.3		74.9	70.4		175
180	71.2	78.9	69.7	72.4	76.4		73.7	73.8		75.4	71.2		73.7	68.3		180
185	68.5	76.4	67.4	69.6	73.9	63.3	70.8	71.6		72.4	69.1		72.6	66.3		185
190	66	74	65.2	67	71.5	61.2	68.1	69.4	57.8	69.6	67.1		71.2	64.4		190
195	63.6	71.7	63.1	64.6	69.3	59.2	65.6	67.2	56	67	65.2		68.6	62.6		195
200	61	69.2	61.1	62.3	67.1	57.3	63.3	65.1	54.2	64.6	63.2	51.2	66.1	60.9		200
205	54.9	66.7	59.2	59.4	65.1	55.6	61	63.1	52.5	62.3	61.2	49.7	63.7	59.1		205
210		64.2	57.4		63.1	53.9	57.8	61.2	50.9	60	59.3	48.1	61.4	57.3	45.1	210
215		62	55.7		61.2	52.2		59.3	49.3	55.5	57.6	46.6	59.3	55.6	43.7	215
220		59.9	54.1		59.4	50.7		57.6	47.8		55.9	45.2	53.9	53.9	42.3	220
225		56.3	52.5		57.7	49.2		55.9	46.4		54.2	43.8		52.3	41	225
230			51			47.7		54.3	45		52.7	42.5		50.8	39.8	230
235			49.5			46.3		52.7	43.7		51.2	41.2		49.4	38.6	235
240			48.1			45			42.4			40		47.9	37.5	240
245			46.7			43.7			41.2			38.9			36.3	245
250						42.5			40			37.8			35.3	250
255									38.9			36.7			34.2	255
260									37.8			35.6			33.2	260
265												34.6			32.1	265
270															31.2	270
275															30.1	275

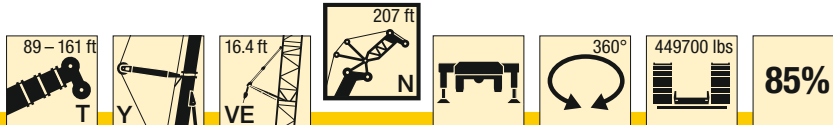
\* adapter · pièce d'adaptateur

t\_198\_007\_01101\_00\_000

J

# Lifting capacities Forces de levage

# TYVEN 207 ft



ft	89 + 29.5 ft*			107 + 29.5 ft*			125 + 29.5 ft*			143 + 29.5 ft*			161 + 29.5 ft*			ft
	207 ft			207 ft			207 ft			207 ft			207 ft			
	84°	76°	66°	84°	76°	66°	84°	76°	66°	84°	76°	66°	84°	76°	66°	
85	79.1															85
90	79.1			80.8			79.9									90
95	79.1			81.8			81.6			73.5						95
100	79.1			82.1			81.3			76.9			75.2			100
105	79.1			81.6			80.7			78.8			76.4			105
110	79.1			81			80.1			78.1			75.9			110
115	79.1			80.4			79.4			77.5			75.4			115
120	79.1			79.8			78.8			77			74.9			120
125	79.1			79.2			78.3			76.5			74.5			125
130	79	74.5		78.7			77.8			76.1			74.1			130
135	78.2	74.4		77.8	73.9		77.2			75.6			73.7			135
140	77.2	73.9		76.8	73.4		76.1	72.1		74.9			73.2			140
145	76.2	73.5		75.7	72.9		75.1	71.8		74.1	69.6		72.5			145
150	75.2	73.1		74.8	72.5		74.2	71.4		73.2	69.3		71.7			150
155	74.2	72.7		73.8	72.2		73.2	71.1		72.3	69		71	66.6		155
160	73.3	72.4		72.9	71.8		72.3	70.8		71.4	68.8		70.2	66.4		160
165	72.5	72.1		72.1	71.6		71.5	70.5		70.6	68.6		69.4	66.3		165
170	71.6	71.9		71.3	71.4		70.8	70.4		69.9	68.5		68.6	66.2		170
175	70.7	71.6		70.4	71		70	70.2		69.2	68.4		67.9	66.1		175
180	69.3	71.1	65	69.4	70.7		69.2	70		68.5	68.3		67.3	65.3		180
185	67.6	70.5	64.8	68.2	70.2		68.3	69.4		67.7	67.2		66.7	64		185
190	65	69.8	64.1	66.1	69.6	59.7	67.1	67.8		67.1	65.3		66.1	62.8		190
195	62.7	69	62.1	63.6	68.4	58	64.7	65.9		66	63.4		65.5	61		195
200	60.4	67.9	60.2	61.3	66.2	56.3	62.3	64.1	52.7	63.6	61.7		64.5	59.3		200
205	58.3	65.7	58.3	59.2	64.2	54.6	60.1	62.2	51.2	61.3	60	48	62.4	57.7		205
210	56.3	63.3	56.5	57.1	62.3	52.9	57.9	60.3	49.8	59.1	58.4	46.7	60.1	56.2		210
215	51.6	61	54.8	55.1	60.4	51.2	56	58.5	48.3	57	56.7	45.4	58	54.7	42.3	215
220		58.9	53.1	50.3	58.6	49.7	53.8	56.7	46.8	55.1	55	44.1	56	53.2	41.1	220
225		56.9	51.6		56.9	48.2	47.7	55.1	45.4	52.1	53.4	42.8	54.1	51.7	40	225
230		55	50.1		55.3	46.8		53.5	44		51.8	41.4		50.1	38.9	230
235		53.2	48.6		53.7	45.4		52	42.7		50.3	40.2		48.7	37.7	235
240			47.3		52.2	44.1		50.5	41.4		48.9	39		47.3	36.6	240
245			45.9			42.9		49.1	40.2		47.5	37.9		46	35.5	245
250			44.6			41.6			39.1		46.2	36.8		44.7	34.4	250
255			43.4			40.5			38			35.7		43.4	33.4	255
260						39.3			36.9			34.7			32.4	260
265									35.8			33.7			31.5	265
270									34.8			32.7			30.6	270
275												31.8			29.7	275
280															28.8	280
285															28	285

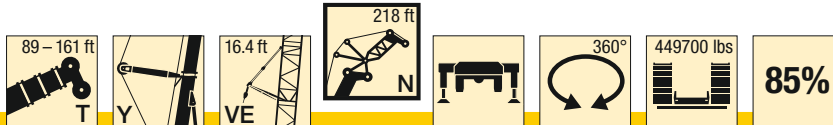
\* adapter · pièce d'adaptateur

t\_198\_007\_01201\_00\_000



# Lifting capacities Forces de levage

# TYVEN 218 ft



ft	89 + 29.5 ft*			107 + 29.5 ft*			125 + 29.5 ft*			143 + 29.5 ft*			161 + 29.5 ft*			ft
	218 ft			218 ft			218 ft			218 ft			218 ft			
	84°	76°	66°	84°	76°	66°	84°	76°	66°	84°	76°	66°	84°	76°	66°	
90	71.5															90
95	71.5			72.7			71.5			66						95
100	71.5			73.4			73			68.7			65.2			100
105	71.5			73.9			73.6			71.3			68.5			105
110	71.5			73.9			73.2			71.6			69.4			110
115	71.5			73.5			72.6			71			69.1			115
120	71.5			72.9			72			70.5			68.6			120
125	71.5			72.4			71.5			70.1			68.2			125
130	71.5			71.9			71			69.6			67.8			130
135	71.4	67.2		71.4			70.6			69.2			67.4			135
140	70.9	67.2		70.8	67		70			68.7			67			140
145	70.3	67		69.9	66.5		69.2	65.4		68			66.5			145
150	69.5	66.6		69.1	66.1		68.4	65.1		67.2	63.3		65.8			150
155	68.7	66.3		68.3	65.8		67.7	64.7		66.4	63.1		65.1	60.8		155
160	67.9	65.9		67.5	65.4		66.9	64.4		65.8	62.8		64.4	60.6		160
165	67.2	65.6		66.8	65.2		66.2	64.2		65.1	62.6		63.8	60.5		165
170	66.6	65.3		66.1	64.9		65.5	64		64.4	62.4		63.2	60.4		170
175	65.9	65.2		65.4	64.7		64.8	63.8		63.8	62.3		62.6	60.2		175
180	65.2	65		64.8	64.5		64.2	63.6		63.1	62.2		62	60.2		180
185	64.4	64.8		64.2	64.3		63.6	63.5		62.6	62.1		61.5	60		185
190	63.4	64.4	58.7	63.4	64.1		63	63.3		62.1	62		61	59.1		190
195	61.9	64	58.5	62.5	63.7	56.5	62.4	63.1		61.6	61.7		60.6	58.1		195
200	59.7	63.6	58.5	60.6	63.2	54.9	61.6	62.5		61.1	60.4		60.1	57		200
205	57.6	63	57.4	58.4	62.7	53.3	59.4	60.9	49.8	60.1	58.8		59.6	56		205
210	55.6	62.2	55.8	56.4	61.6	51.8	57.2	59.3	48.4	58.1	57.2		59	54.9		210
215	53.7	60.4	54.1	54.5	59.8	50.4	55.2	57.7	47.1	56.1	55.7	44.2	57	53.6		215
220	51.9	58.2	52.5	52.6	58	49	53.4	56.1	45.8	54.2	54.3	42.9	55	52.2	40	220
225	48.4	56.1	50.9	50.9	56.3	47.5	51.6	54.5	44.5	52.3	52.9	41.8	53.1	50.9	38.9	225
230	43.2	54.2	49.4	47.5	54.7	46.1	49.8	52.9	43.3	50.6	51.4	40.6	51.4	49.6	37.8	230
235		52.4	48		53.2	44.7	45.3	51.4	42	48.1	49.9	39.6	49.7	48.3	36.8	235
240		50.7	46.6		51.7	43.5		49.9	40.7		48.5	38.5	46	46.9	35.8	240
245		49.1	45.3		50.2	42.2		48.6	39.6		47.2	37.3		45.6	34.8	245
250			44		48.8	41		47.2	38.4		45.8	36.2		44.3	33.9	250
255			42.8			39.8		45.9	37.3		44.6	35.2		43.1	32.8	255
260			41.6			38.7			36.3		43.3	34.1		41.8	31.9	260
265			40.5			37.7			35.2			33.1		40.7	30.9	265
270						36.6			34.3			32.2			30	270
275						35.6			33.3			31.3			29.2	275
280									32.3			30.4			28.3	280
285												29.5			27.5	285
290												28.7			26.7	290
295															25.9	295

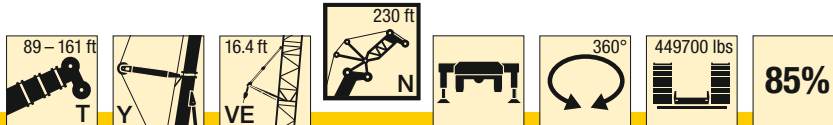
\* adapter · pièce d'adaptateur

t\_198\_007\_01301\_00\_000

J

# Lifting capacities Forces de levage

# TYVEN 230 ft



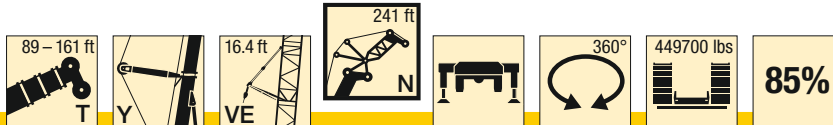
ft	89 + 29.5 ft*			107 + 29.5 ft*			125 + 29.5 ft*			143 + 29.5 ft*			161 + 29.5 ft*			ft
	230 ft			230 ft			230 ft			230 ft			230 ft			
	84°	76°	66°	84°	76°	66°	84°	76°	66°	84°	76°	66°	84°	76°	66°	
95	64.6			64.9												95
100	64.5			65.4			64.1			59						100
105	64.4			65.9			65.3			60.9			57.5			105
110	64.3			66.2			66.3			63.3			60.8			110
115	64.3			66.5			66.1			64.5			62.4			115
120	64.3			66.4			65.7			64.3			62.4			120
125	64.3			66			65.2			63.8			62.3			125
130	64.2			65.5			64.7			63.4			62			130
135	64.2			65			64.3			63			61.6			135
140	64.2	60.3		64.6			63.9			62.6			61.2			140
145	64	60.4		64.1	60.5		63.5			62.3			60.7			145
150	63.6	60.4		63.4	60.2		62.9	59.2		61.7			60.1			150
155	63.1	60.2		62.7	59.8		62.1	58.8		61	57.2		59.5			155
160	62.4	59.9		62	59.4		61.4	58.5		60.3	57		58.8	55.2		160
165	61.6	59.6		61.3	59.1		60.7	58.2		59.7	56.7		58.2	55		165
170	60.9	59.3		60.5	58.9		60.1	58		59.1	56.5		57.6	54.9		170
175	60.2	59.1		59.9	58.6		59.4	57.8		58.4	56.3		57	54.8		175
180	59.5	58.8		59.2	58.4		58.7	57.6		57.8	56.2		56.4	54.7		180
185	58.9	58.7		58.5	58.2		58	57.4		57.2	56.1		55.8	54.6		185
190	58.3	58.6		57.9	58.1		57.5	57.3		56.6	56		55.3	54.5		190
195	57.7	58.2	53	57.4	57.9		56.9	57.1		56.1	55.9		54.8	54.5		195
200	57.1	57.7	52.9	56.8	57.5		56.4	56.9		55.6	55.8		54.2	54.2		200
205	56.3	57.2	52.7	56.2	56.9	51.6	55.9	56.6		55.2	55.6		53.7	53.2		205
210	54.7	56.8	52.6	55.3	56.5	50.1	55.3	56.1	46.7	54.6	55.3		53.3	52.3		210
215	52.8	56.4	52.4	53.5	56.1	48.7	54.2	55.7	45.4	54.2	54		52.9	51.4		215
220	50.9	55.9	51.3	51.7	55.7	47.4	52.4	54.6	44.1	53.2	52.6	41.3	52.5	50.5		220
225	49.3	54.8	49.9	50	55.2	46.1	50.6	53.2	42.9	51.4	51.2	40.1	52.2	49.7		225
230	47.6	53.2	48.5	48.3	53.8	44.9	48.9	51.8	41.7	49.6	49.9	39	51.5	48.5	36.8	230
235	44.9	51.4	47.1	46.7	52.3	43.7	47.3	50.5	40.6	48	48.7	37.9	49.9	47.3	35.8	235
240	40.6	49.7	45.7	44.3	50.8	42.5	45.8	49.1	39.5	46.4	47.5	36.9	48.3	46.2	34.8	240
245		48.1	44.4	39.3	49.4	41.2	42.7	47.7	38.5	44.8	46.3	35.9	46.7	45	33.9	245
250		46.6	43.1		47.9	40.1		46.4	37.4		45	35	43	43.9	33	250
255		45.1	41.9		46.4	38.9		45.1	36.4		43.7	34.1		42.7	32.1	255
260			40.8		45	37.8		43.9	35.3		42.5	33.1		41.5	31.2	260
265			39.6		43.4	36.8		42.6	34.3		41.3	32.2		40.3	30.4	265
270			38.6			35.7			33.3		40.2	31.2		39.2	29.5	270
275			37.5			34.7			32.4			30.3		38.1	28.7	275
280						33.8			31.4			29.4			27.8	280
285						32.8			30.5			28.6			27	285
290									29.7			27.8			26.2	290
295									28.8			27			25.4	295
300												26.2			24.7	300
305															23.9	305

\* adapter · pièce d'adaptateur

t\_198\_007\_01401\_00\_000

# Lifting capacities Forces de levage

# TYVEN 241 ft



ft	89 + 29.5 ft*			107 + 29.5 ft*			125 + 29.5 ft*			143 + 29.5 ft*			161 + 29.5 ft*			ft
	241 ft			241 ft			241 ft			241 ft			241 ft			
	84°	76°	66°	84°	76°	66°	84°	76°	66°	84°	76°	66°	84°	76°	66°	
95	56.9															95
100	56.8			57.3			55.9									100
105	56.7			57.6			56.6			53			45			105
110	56.7			57.9			57.2			54.2			49.1			110
115	56.6			58.2			57.9			55.4			52.6			115
120	56.5			58.3			58.3			56.8			54.7			120
125	56.4			58.3			57.9			56.7			55.4			125
130	56.3			58			57.4			56.3			55			130
135	56.2			57.6			56.9			55.8			54.6			135
140	56.1			57			56.4			55.4			54.2			140
145	55.9	53.7		56.5			55.9			55			53.8			145
150	55.6	53.7		55.9	54.3		55.4			54.5			53.4			150
155	55.3	53.7		55.3	54		54.8	53.1		54			53			155
160	54.9	53.7		54.7	53.6		54.3	52.8		53.5	51.5		52.5			160
165	54.4	53.5		54.1	53.3		53.7	52.5		52.9	51.2		52	49.5		165
170	53.9	53.3		53.6	53		53.2	52.3		52.4	51		51.5	49.3		170
175	53.4	53.1		53.1	52.8		52.7	52		52	50.8		51.1	49.2		175
180	52.9	52.8		52.6	52.5		52.2	51.8		51.5	50.6		50.6	49		180
185	52.5	52.4		52.2	52.2		51.8	51.6		51.1	50.5		50.2	48.9		185
190	52	52.1		51.7	51.8		51.4	51.4		50.7	50.3		49.8	48.8		190
195	51.6	51.7		51.3	51.5		51	51		50.3	50.1		49.5	48.7		195
200	51.2	51.3	47.5	51	51.1		50.6	50.7		49.9	49.9		49.1	48.6		200
205	50.9	51.1	47.4	50.6	50.8		50.2	50.4		49.6	49.6		48.8	48.4		205
210	50.6	50.7	47.2	50.3	50.5	46.6	49.9	50.1		49.3	49.3		48.5	48.2		210
215	50.3	50.5	47.1	50	50.2	46.5	49.6	49.8		49	49.1		48.3	48		215
220	50.1	50.2	47.1	49.8	49.9	46.4	49.4	49.6	43.5	48.7	48.8		48	47.6		220
225	49.5	50	47.1	49.6	49.7	45.5	49.2	49.3	42.3	48.6	48.7	39.6	47.8	46.9		225
230	48	49.7	47.1	48.7	49.5	44.2	49	49.1	41.1	48.4	48.5	38.5	47.6	46.1		230
235	46.4	49.6	46.6	47.1	49.3	43.1	47.8	48.9	40	48.1	48	37.4	47.6	45.4	34.6	235
240	44.5	49.4	45.5	45.5	49.2	42	46.1	48.6	39	46.8	46.9	36.4	47.2	44.7	33.7	240
245	41.6	48.4	44.2	43.9	49.1	40.9	44.7	47.4	37.9	45.3	45.7	35.4	46	43.8	32.7	245
250	38	46.9	43	41.2	48	39.8	43.1	46.3	36.9	43.9	44.6	34.5	44.5	42.8	31.9	250
255	33.6	45.3	41.8	37	46.6	38.8	39.9	45	36	41.8	43.6	33.6	43.1	41.8	31	255
260		43.9	40.6		45.2	37.7		43.8	35.1	37.9	42.5	32.7	40.3	40.8	30.2	260
265		42.5	39.5		43.7	36.6		42.6	34.1		41.3	31.8		39.8	29.4	265
270		40	38.4		42.4	35.6		41.4	33.2		40.2	31		38.7	28.6	270
275			37.3		41	34.6		40.3	32.2		39.1	30.2		37.7	27.8	275
280			36.3			33.6		39.2	31.3		38	29.3		36.6	27.1	280
285			35.3			32.7			30.4		36.9	28.5		35.6	26.4	285
290			34.3			31.8			29.5			27.7		34.6	25.6	290
295						30.8			28.7			26.9			24.9	295
300									27.9			26.1			24.1	300
305									27.1			25.3			23.4	305
310												24.6			22.7	310
315															22	315
320															21.3	320

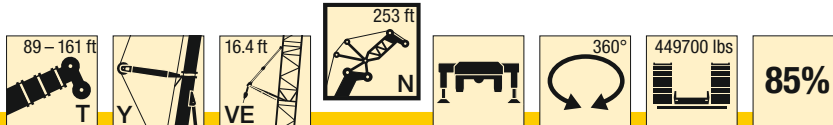
\* adapter · pièce d'adaptateur

t\_198\_007\_01501\_00\_000

J

# Lifting capacities Forces de levage

# TYVEN 253 ft



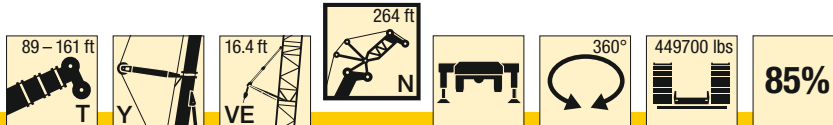
ft	89 + 29.5 ft*			107 + 29.5 ft*			125 + 29.5 ft*			143 + 29.5 ft*			161 + 29.5 ft*			ft
	253 ft			253 ft			253 ft			253 ft			253 ft			
	84°	76°	66°	84°	76°	66°	84°	76°	66°	84°	76°	66°	84°	76°	66°	
100	51.8															100
105	51.8			52.1			50.6									105
110	51.7			52.2			51.2			47.5			39.9			110
115	51.6			52.4			51.8			48.7			42			115
120	51.4			52.6			52.7			49.8			45.6			120
125	51.3			52.7			53			50.7			48.3			125
130	51.2			52.7			52.7			51.5			49.8			130
135	51			52.6			52.3			51.3			50.2			135
140	50.9			52.3			51.9			50.9			49.8			140
145	50.8			52			51.4			50.5			49.4			145
150	50.6	48.3		51.5			51			50.1			49			150
155	50.5	48.3		51.1	49.2		50.6			49.7			48.7			155
160	50.2	48.3		50.6	48.8		50.2	48		49.3			48.3			160
165	50	48.3		50.1	48.5		49.7	47.8		48.9	46.6		48			165
170	49.7	48.2		49.6	48.2		49.2	47.5		48.5	46.3		47.6	44.7		170
175	49.3	48.1		49.2	47.9		48.8	47.3		48.1	46.1		47.2	44.6		175
180	48.9	47.9		48.7	47.7		48.3	47		47.6	45.9		46.8	44.4		180
185	48.5	47.7		48.2	47.5		47.9	46.8		47.2	45.8		46.4	44.3		185
190	48.1	47.5		47.8	47.3		47.5	46.6		46.8	45.6		46	44.2		190
195	47.7	47.3		47.4	47.1		47.1	46.5		46.4	45.5		45.7	44.1		195
200	47.3	47.1		47	46.9		46.7	46.3		46.1	45.4		45.3	44		200
205	46.9	46.9		46.7	46.7		46.3	46.2		45.8	45.2		45	43.9		205
210	46.6	46.7	42.7	46.4	46.4		46	46		45.5	45.1		44.7	43.8		210
215	46.3	46.4	42.6	46.1	46.2	42	45.7	45.8		45.2	45		44.4	43.8		215
220	46	46.1	42.5	45.8	45.9	41.9	45.4	45.6		44.9	44.8		44.1	43.7		220
225	45.8	45.9	42.4	45.5	45.7	41.8	45.2	45.3	40.5	44.6	44.6		43.8	43.6		225
230	45.7	45.7	42.4	45.3	45.4	41.8	44.9	45.1	39.6	44.3	44.4		43.6	43.2		230
235	45.3	45.5	42.4	45.1	45.2	41.4	44.7	44.9	38.5	44	44.2	35.8	43.3	42.6		235
240	44	45.3	42.4	44.6	45	40.4	44.5	44.7	37.4	43.8	44	34.8	43.1	42.1	32.1	240
245	42.6	45.1	42.4	43.2	44.8	39.4	43.7	44.4	36.4	43.6	43.8	33.9	43	41.4	31.2	245
250	41	45	41.7	41.8	44.6	38.3	42.3	44.3	35.5	42.9	43.1	33	42.9	40.8	30.3	250
255	38.5	44.4	40.7	40.4	44.5	37.4	41	43.7	34.5	41.5	42.1	32.1	42.2	40.2	29.5	255
260	35.4	42.9	39.7	38.2	44.2	36.4	39.6	42.7	33.6	40.2	41	31.2	40.8	39.3	28.7	260
265	31.5	41.6	38.6	34.8	42.9	35.5	37.3	41.7	32.7	38.7	40.1	30.4	39.5	38.3	27.9	265
270		40.3	37.5		41.5	34.6	33.4	40.6	31.9	35.5	39.1	29.6	37.3	37.4	27.1	270
275		39	36.5		40.1	33.7		39.5	31.1		38.2	28.8	33.6	36.5	26.4	275
280		37.4	35.5		38.9	32.7		38.4	30.3		37.2	28.1		35.7	25.7	280
285			34.5		37.7	31.8		37.4	29.5		36.2	27.3		34.8	25	285
290			33.6			30.9		36.4	28.7		35.2	26.6		33.9	24.4	290
295			32.6			30			27.8		34.2	25.9		32.9	23.7	295
300			31.7			29.2			27			25.2		32	23.1	300
305						28.4			26.2			24.4			22.5	305
310						27.6			25.5			23.7			21.8	310
315									24.8			23			21.1	315
320												22.3			20.5	320
325												21.6			19.8	325
330															19.2	330

\* adapter · pièce d'adaptateur

t\_198\_007\_01601\_00\_000

# Lifting capacities Forces de levage

# TYVEN 264 ft



ft	89 + 29.5 ft*			107 + 29.5 ft*			125 + 29.5 ft*			143 + 29.5 ft*			161 + 29.5 ft*			ft
	264 ft			264 ft			264 ft			264 ft			264 ft			
	84°	76°	66°	84°	76°	66°	84°	76°	66°	84°	76°	66°	84°	76°	66°	
105	46.7			46.9												105
110	47			47.2			45.5			41.4						110
115	47.1			47.4			46			42.4			35.3			115
120	46.8			47.4			46.5			43.3			36.7			120
125	46.5			47.5			46.8			44.3			38.7			125
130	46.2			47.4			47.2			45.2			41.5			130
135	45.9			47.4			47.5			45.8			43.6			135
140	45.6			47.2			47.1			46.2			44.8			140
145	45.3			46.8			46.5			45.8			44.8			145
150	44.9			46.3			45.9			45.2			44.2			150
155	44.5	43.4		45.7			45.3			44.6			43.7			155
160	44.2	43.3		45.1	44.4		44.7			44			43.2			160
165	43.8	43.3		44.4	44.1		44.1	43.4		43.5			42.6			165
170	43.4	43.2		43.8	43.8		43.5	43.2		42.9	42		42.1			170
175	43	43		43.2	43.4		42.9	42.9		42.3	41.8		41.6	40.3		175
180	42.6	42.7		42.6	42.9		42.3	42.5		41.7	41.6		41.1	40.2		180
185	42.1	42.3		42	42.4		41.8	42.1		41.2	41.3		40.5	40.1		185
190	41.5	42		41.4	41.9		41.2	41.6		40.7	40.9		40	39.8		190
195	41	41.5		40.8	41.4		40.6	41.1		40.1	40.4		39.5	39.5		195
200	40.4	41		40.3	40.9		40.1	40.6		39.6	40		39	39.1		200
205	39.9	40.5		39.8	40.4		39.6	40.2		39.1	39.6		38.6	38.7		205
210	39.4	40		39.3	40		39.1	39.8		38.6	39.2		38.1	38.4		210
215	38.9	39.5	38.3	38.8	39.5		38.6	39.3		38.2	38.8		37.7	38		215
220	38.4	39.1	38	38.3	39.1		38.1	38.9		37.7	38.4		37.2	37.7		220
225	37.9	38.7	37.7	37.8	38.6	37.4	37.6	38.5		37.3	38		36.8	37.4		225
230	37.4	38.2	37.3	37.3	38.2	37.1	37.1	38.1	36.5	36.8	37.7		36.3	37.1		230
235	37	37.8	37	36.8	37.8	36.8	36.6	37.7	36.3	36.3	37.3		35.9	36.7		235
240	36.6	37.4	36.7	36.5	37.3	36.5	36.3	37.3	36	35.9	37	33.8	35.5	36.4		240
245	36.3	36.9	36.4	36.2	36.9	36.2	35.9	36.9	35.4	35.6	36.7	32.9	35.1	36.1		245
250	36	36.5	36.1	35.9	36.5	35.9	35.7	36.5	34.5	35.3	36.3	32	34.8	35.8	29.4	250
255	35.7	36.2	35.8	35.6	36.2	35.7	35.4	36.2	33.6	35	36	31.1	34.6	35.5	28.5	255
260	35.6	36	35.5	35.4	35.9	35.3	35.2	35.8	32.7	34.8	35.6	30.3	34.4	35.3	27.7	260
265	35	35.8	35.2	35.3	35.7	34.5	35	35.6	31.8	34.6	35.3	29.5	34.2	34.9	27	265
270	33.1	35.6	35	34.9	35.5	33.7	34.9	35.3	31	34.6	35.1	28.7	34.1	34.7	26.2	270
275	29.9	35.5	34.8	32.6	35.3	32.8	34.3	35.2	30.2	34.5	34.9	27.9	34.1	34.5	25.5	275
280		35.4	34.6		35.2	32	31.5	35	29.4	33.2	34.7	27.2	33.9	34.3	24.8	280
285		35.4	34.1		35.2	31.2		34.9	28.7	29.8	34.6	26.5	31.7	33.9	24.1	285
290		34.8	33.2		35.2	30.4		34.9	27.9		34.5	25.8		33.2	23.5	290
295		31.5	32.3		34.8	29.6		34.9	27.2		33.9	25.1		32.4	22.9	295
300			31.4			28.8		34.1	26.6		33	24.5		31.7	22.2	300
305			30.5			28			25.9		32.1	23.8		30.8	21.6	305
310			29.7			27.2			25.1			23.2		30	21.1	310
315						26.4			24.4			22.6			20.5	315
320						25.7			23.7			21.9			20	320
325									23			21.3			19.2	325
330												20.6			17.9	330
335												20			16.7	335
340															15.5	340

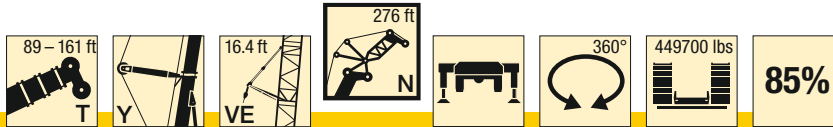
\* adapter · pièce d'adaptateur

t\_198\_007\_01701\_00\_000

J

# Lifting capacities Forces de levage

# TYVEN 276 ft



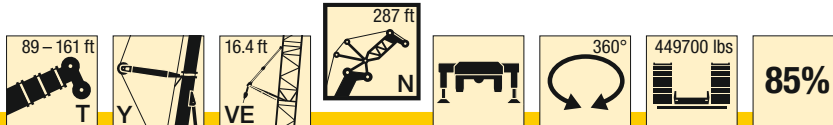
ft	89 + 29.5 ft*			107 + 29.5 ft*			125 + 29.5 ft*			143 + 29.5 ft*			161 + 29.5 ft*			ft
	276 ft			276 ft			276 ft			276 ft			276 ft			
	84°	76°	66°	84°	76°	66°	84°	76°	66°	84°	76°	66°	84°	76°	66°	
105	41.6															105
110	42			42.1												110
115	42.3			42.5			40.8			37			30.6			115
120	42.4			42.6			41.3			37.8			31.5			120
125	42.2			42.6			41.7			38.6			32.3			125
130	41.9			42.6			42			39.4			33.4			130
135	41.6			42.6			42.2			40.2			35.6			135
140	41.3			42.6			42.3			40.9			37.7			140
145	40.9			42.4			42.4			41.5			39.3			145
150	40.6			42.1			42			41.3			40.2			150
155	40.3			41.8			41.5			40.8			39.9			155
160	40	38.9		41.3			40.9			40.2			39.4			160
165	39.7	38.9		40.7	40		40.4			39.7			38.9			165
170	39.4	38.8		40.2	39.7		39.9	39.1		39.2			38.5			170
175	39.1	38.7		39.7	39.4		39.3	38.9		38.7	37.8		38			175
180	38.8	38.5		39.1	39.1		38.8	38.7		38.2	37.6		37.5	36.3		180
185	38.4	38.3		38.6	38.7		38.3	38.3		37.7	37.4		37	36.1		185
190	38	38.1		38	38.2		37.7	37.8		37.2	37		36.6	36		190
195	37.6	37.7		37.5	37.8		37.2	37.4		36.7	36.7		36.1	35.7		195
200	37.1	37.4		37	37.3		36.8	37		36.3	36.3		35.7	35.3		200
205	36.6	37		36.4	36.9		36.3	36.6		35.8	36		35.2	35.1		205
210	36.1	36.5		35.9	36.5		35.8	36.2		35.3	35.6		34.8	34.8		210
215	35.6	36.1		35.4	36.1		35.2	35.9		34.9	35.3		34.3	34.5		215
220	35	35.7	34.4	34.9	35.6		34.7	35.5		34.4	34.9		33.9	34.2		220
225	34.5	35.3	34.1	34.4	35.2		34.2	35.1		33.9	34.6		33.4	33.9		225
230	34	34.8	33.8	33.8	34.8	33.6	33.7	34.7		33.4	34.2		33	33.6		230
235	33.5	34.3	33.6	33.4	34.3	33.3	33.3	34.3		32.9	33.9		32.5	33.3		235
240	33.1	33.9	33.2	33	33.9	33.1	32.8	33.9	32.5	32.5	33.5		32.1	33		240
245	32.7	33.4	32.9	32.6	33.5	32.8	32.4	33.5	32.3	32.1	33.2	31.1	31.7	32.7		245
250	32.3	33	32.6	32.2	33	32.5	32	33	32	31.7	32.8	30.5	31.4	32.3		250
255	32	32.6	32.2	31.9	32.6	32.2	31.7	32.6	31.8	31.4	32.4	29.6	31	32	27	255
260	31.8	32.3	31.9	31.6	32.3	31.8	31.4	32.2	31.2	31.1	32	28.8	30.7	31.7	26.3	260
265	31.5	32	31.5	31.4	31.9	31.5	31.2	31.9	30.4	30.8	31.7	28	30.4	31.3	25.5	265
270	31.2	31.7	31.3	31.1	31.7	31.2	30.9	31.6	29.6	30.6	31.4	27.2	30.2	31.1	24.8	270
275	31.1	31.5	31	30.9	31.4	31	30.7	31.4	28.8	30.4	31.1	26.5	30	30.8	24.1	275
280	30.4	31.3	30.9	30.8	31.2	30.6	30.5	31.1	28	30.2	30.9	25.8	29.9	30.6	23.4	280
285	27.9	31.1	30.7	30.1	31.1	29.8	30.5	30.9	27.3	30.2	30.7	25.1	29.8	30.4	22.7	285
290		31	30.5	27.2	30.9	29.1	29.3	30.8	26.6	29.9	30.5	24.4	29.8	30.2	22.1	290
295		31	30.3		30.8	28.4		30.6	25.9	27.7	30.4	23.7	29.2	30.1	21.5	295
300		31	30.3		30.8	27.7		30.6	25.2		30.3	23.1		29.9	20.9	300
305		29.9	29.7		30.8	27		30.6	24.6		30.3	22.5		29.6	20.3	305
310			28.9		30.1	26.3		30.6	23.9		30.2	21.9		29	19.7	310
315			28.1			25.6			23.3		29.6	21.3		28.3	19	315
320			27.3			24.9			22.8		28.8	20.8		27.6	17.8	320
325						24.2			22.1			20.2			16.6	325
330						23.5			21.5			19.7			15.3	330
335									20.8			19.1			14.2	335
340									20.2			18.3			13	340
345												17			11.8	345
350															10.7	350
355															9.5	355

\* adapter · pièce d'adaptateur

t\_198\_007\_01801\_00\_000

# Lifting capacities Forces de levage

# TYVEN 287 ft



ft	89 + 29.5 ft*			107 + 29.5 ft*			125 + 29.5 ft*			143 + 29.5 ft*			161 + 29.5 ft*			ft
	287 ft			287 ft			287 ft			287 ft			287 ft			
	84°	76°	66°	84°	76°	66°	84°	76°	66°	84°	76°	66°	84°	76°	66°	
110	36.3															110
115	35.9			36.2			35.3									115
120	35.6			36			35.4			32.7			27.1			120
125	35.3			35.9			35.5			33.3			27.8			125
130	34.9			35.7			35.6			33.8			28.5			130
135	34.6			35.6			35.7			34.2			29.1			135
140	34.3			35.5			35.7			34.5			30			140
145	34			35.3			35.5			34.8			31.6			145
150	33.7			35			35			34.5			32.8			150
155	33.4			34.6			34.5			34			33.4			155
160	33.1			34.3			34.1			33.6			33			160
165	32.8	32.4		33.8			33.6			33.1			32.6			165
170	32.5	32.2		33.4	33.3		33.1			32.7			32.1			170
175	32.2	32		32.9	32.9		32.7	32.6		32.3			31.7			175
180	32	31.8		32.5	32.6		32.3	32.3		31.8	31.6		31.3			180
185	31.7	31.6		32.1	32.2		31.9	31.9		31.5	31.3		30.9	30.5		185
190	31.4	31.4		31.6	31.8		31.4	31.6		31.1	31		30.6	30.2		190
195	31.1	31.2		31.3	31.4		31.1	31.2		30.7	30.6		30.2	29.9		195
200	30.8	31		30.9	31.1		30.7	30.8		30.3	30.3		29.8	29.6		200
205	30.6	30.7		30.5	30.7		30.3	30.5		29.9	30		29.5	29.3		205
210	30.3	30.4		30.2	30.4		30	30.2		29.5	29.7		29.1	29.1		210
215	29.9	30.1		29.8	30		29.6	29.9		29.2	29.4		28.8	28.8		215
220	29.6	29.8		29.4	29.7		29.3	29.5		28.9	29.2		28.5	28.6		220
225	29.3	29.5		29.1	29.4		29	29.2		28.6	28.9		28.2	28.3		225
230	29	29.2	28.3	28.9	29.1		28.7	29		28.3	28.6		28	28.1		230
235	28.7	29	28	28.6	28.8	27.8	28.4	28.7		28.1	28.3		27.7	27.8		235
240	28.5	28.7	27.8	28.3	28.6	27.6	28.2	28.4		27.8	28.1		27.5	27.6		240
245	28.3	28.5	27.6	28.1	28.3	27.4	28	28.2	26.9	27.6	27.9		27.3	27.4		245
250	28	28.3	27.4	27.9	28.1	27.2	27.7	28	26.7	27.4	27.7		27	27.2		250
255	27.9	28.1	27.3	27.7	27.9	27	27.5	27.8	26.6	27.2	27.5	25.8	26.9	27		255
260	27.7	27.9	27.1	27.6	27.7	26.9	27.4	27.6	26.4	27	27.3	25.6	26.7	26.9	24.6	260
265	27.6	27.7	26.9	27.5	27.6	26.7	27.2	27.4	26.3	26.9	27.1	25.5	26.6	26.7	24.5	265
270	27.2	27.6	26.8	27.2	27.4	26.6	27.1	27.3	26.2	26.9	27	25.4	26.4	26.6	24	270
275	26.7	27.4	26.7	26.8	27.3	26.4	26.8	27.1	26.1	26.7	26.9	25.4	26.3	26.4	23.4	275
280	26.2	27.3	26.6	26.2	27.2	26.3	26.3	27	25.9	26.3	26.7	25.1	26.1	26.3	22.7	280
285	25.8	27.1	26.5	25.8	27.1	26.2	25.8	26.9	25.8	25.8	26.6	24.4	25.8	26.2	22	285
290	25.5	26.7	26.4	25.6	26.9	26.1	25.5	26.8	25.7	25.4	26.6	23.7	25.3	26.2	21.4	290
295	25.2	26.2	26.4	25.3	26.5	26.1	25.3	26.7	25.2	25.2	26.5	23.1	25	26.1	20.8	295
300	23.3	25.9	26.4	24.8	26	26	25.1	26.3	24.6	25	26.5	22.4	24.9	26.1	20.2	300
305		25.6	26.3		25.7	26	24.5	25.9	23.9	24.9	26.2	21.8	24.8	26.1	19.6	305
310		25.4	26.1		25.4	25.7		25.6	23.3		25.7	21.2	24.3	25.9	18.5	310
315		25.3	25.7		25.3	25		25.3	22.7		25.4	20.7		25.5	17.2	315
320			25.4		25.2	24.4		25.2	22.1		25.2	20.1		25.2	16	320
325			25.2			23.8		25.1	21.5		25.1	19.6		25	14.8	325
330			25.1			23.2			21		25.1	19.1		25	13.6	330
335			24.9			22.6			20.5			18.1		24.9	12.5	335
340						21.9			19.9			16.9			11.4	340
345									19.4			15.6			10.3	345
350									18.8			14.4			9.2	350
355												13.2			8.1	355
360															7	360
365															5.9	365

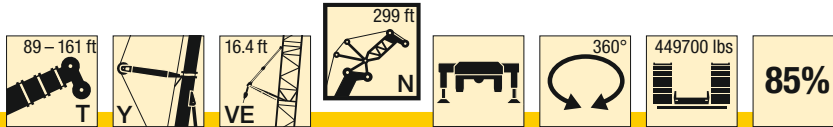
\* adapter · pièce d'adaptateur

t\_198\_007\_01901\_00\_000

J

# Lifting capacities Forces de levage

# TYVEN 299 ft



ft	89 + 29.5 ft*			107 + 29.5 ft*			125 + 29.5 ft*			143 + 29.5 ft*			161 + 29.5 ft*			ft
	299 ft			299 ft			299 ft			299 ft			299 ft			
	84°	76°	66°	84°	76°	66°	84°	76°	66°	84°	76°	66°	84°	76°	66°	
115	32.9			33												115
120	32.8			32.9			31.5			29						120
125	32.5			32.8			32			29.5			24.5			125
130	32.2			32.6			32.1			30.1			25.1			130
135	31.9			32.5			32.1			30.5			25.7			135
140	31.6			32.3			32.2			30.7			26.3			140
145	31.3			32.2			32.2			30.9			26.9			145
150	31			32			32.2			31			27.6			150
155	30.7			31.8			32			30.9			28.8			155
160	30.5			31.5			31.6			30.6			29.8			160
165	30.2			31.3			31.2			30.2			29.6			165
170	29.9	29.6		30.9			30.8			29.8			29.3			170
175	29.7	29.4		30.6	30.4		30.4			29.4			28.9			175
180	29.4	29.2		30.1	30.1		29.9	29.8		29			28.6			180
185	29.1	29		29.8	29.7		29.6	29.5		28.7	28.5		28.2			185
190	28.9	28.8		29.4	29.4		29.2	29.2		28.3	28.2		27.9	27.5		190
195	28.6	28.6		29	29.1		28.8	28.9		28	27.9		27.6	27.2		195
200	28.4	28.4		28.6	28.8		28.4	28.5		27.6	27.6		27.3	27		200
205	28.1	28.2		28.3	28.4		28.1	28.2		27.3	27.3		26.9	26.7		205
210	27.9	28		28	28.1		27.7	27.9		27	27		26.6	26.5		210
215	27.6	27.8		27.6	27.8		27.4	27.6		26.6	26.8		26.3	26.2		215
220	27.4	27.6		27.3	27.5		27.1	27.3		26.3	26.5		26	26		220
225	27.1	27.3		27	27.2		26.8	27		26	26.3		25.7	25.8		225
230	26.8	27		26.7	26.9		26.5	26.7		25.7	26		25.4	25.6		230
235	26.6	26.7	25.7	26.4	26.6		26.3	26.5		25.4	25.7		25.1	25.3		235
240	26.3	26.5	25.5	26.2	26.4		26	26.2		25.1	25.5		24.8	25.1		240
245	26	26.3	25.4	25.9	26.2	25.2	25.8	26		24.8	25.3		24.5	24.9		245
250	25.8	26	25.2	25.7	25.9	25	25.5	25.8	24.5	24.4	25.1		24.2	24.7		250
255	25.6	25.8	25	25.4	25.7	24.8	25.3	25.6	24.4	24.1	24.8		23.9	24.5		255
260	25.3	25.6	24.8	25.2	25.5	24.6	25	25.4	24.2	23.8	24.5	23.2	23.5	24.3		260
265	25	25.4	24.7	24.9	25.3	24.5	24.8	25.2	24.1	23.4	24.3	23.1	23.2	24		265
270	24.7	25.2	24.6	24.6	25.1	24.3	24.5	25	23.9	23.1	24	23	22.9	23.7	22.1	270
275	24.5	24.9	24.4	24.3	24.9	24.2	24.2	24.8	23.8	22.8	23.7	22.8	22.6	23.5	22.1	275
280	24.2	24.7	24.2	24.1	24.6	24.1	24	24.6	23.7	22.5	23.4	22.7	22.3	23.2	21.9	280
285	24	24.4	24	23.9	24.4	23.9	23.7	24.3	23.6	22.3	23.2	22.5	22.1	23	21.4	285
290	23.8	24.2	23.8	23.7	24.2	23.7	23.6	24.1	23.5	22.1	22.9	22.3	21.9	22.8	20.8	290
295	23.7	24	23.6	23.6	24	23.5	23.4	23.9	23.3	21.9	22.7	22.1	21.7	22.5	20	295
300	23.7	23.9	23.5	23.6	23.8	23.3	23.3	23.7	23.1	21.9	22.4	21.8	21.6	22.3	18.7	300
305	23.7	23.7	23.3	23.6	23.7	23.2	23.3	23.5	22.6	21.8	22.2	21.2	21.5	22.1	17.4	305
310	21.6	23.7	23.1	23.2	23.5	23	23.3	23.4	22	21.8	22	20.6	21.5	21.9	16.1	310
315		23.7	23		23.4	22.9	22.7	23.3	21.4	21.8	21.9	20	21.5	21.7	14.9	315
320		23.7	22.9		23.4	22.8		23.2	20.8		21.9	19.4	21.5	21.7	13.7	320
325		23.7	22.9		23.4	22.6		23.2	20.3		21.8	18.4		21.6	12.5	325
330			22.9		23.4	22		23.2	19.7		21.8	17.1		21.6	11.3	330
335			22.9			21.4		23.2	19.2		21.8	15.9		21.6	10.2	335
340			22.9			20.9			18.7		21.8	14.7		21.6	9.1	340
345			22.8			20.4			18.1			13.5		21.6	8	345
350						19.9			16.9			12.3			7	350
355						19.3			15.6			11.2			5.9	355
360									14.3			10			4.9	360
365												8.9			3.9	365
370												7.7				370

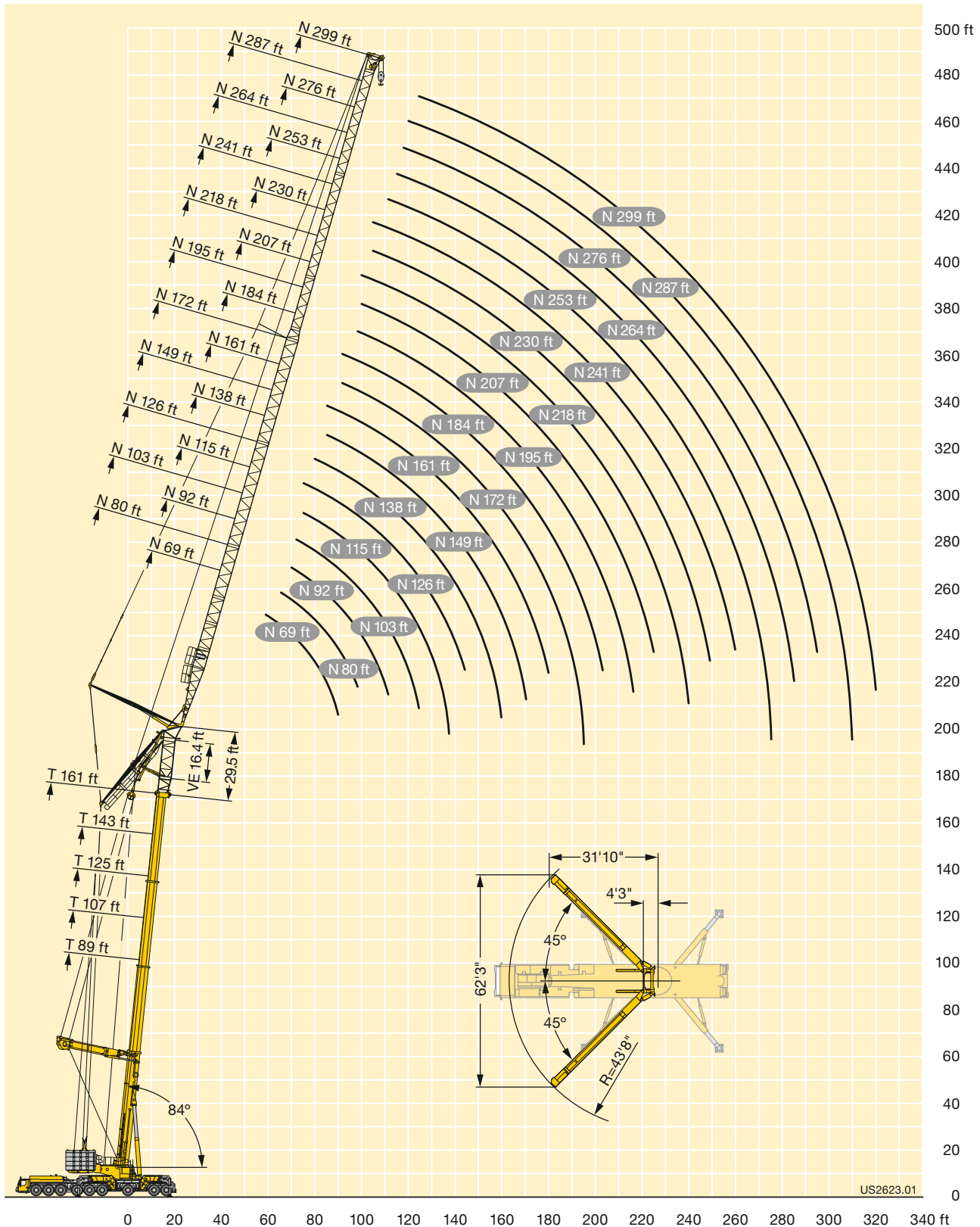
\* adapter · pièce d'adaptateur

t\_198\_007\_02001\_00\_000



# Lifting heights Hauteurs de levage

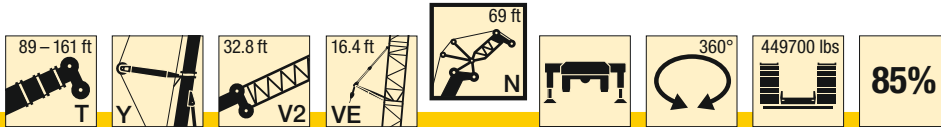
**TYVEN**



J

# Lifting capacities Forces de levage

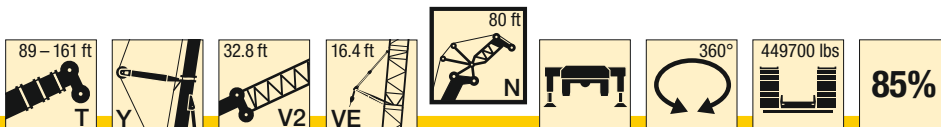
## TYV2EN 69 ft - 80 ft



ft	89 + 62.3 ft*			107 + 62.3 ft*			125 + 62.3 ft*			143 + 62.3 ft*			161 + 62.3 ft*			ft
	69 ft			69 ft			69 ft			69 ft			69 ft			
	84°	76°	66°	84°	76°	66°	84°	76°	66°	84°	76°	66°	84°	76°	66°	
50	259.9															50
55	247.3			241.2			232.6									55
60	235.9			229.9			221.6				214.1			201.7		60
65	225.3			219.4			211.6				204.3			191.4		65
70	215.1			208.2			202.2				195.2			181.7		70
75	205.4			196.4			192.2				186.8			173		75
80	196	192.7		186.1			182.2				178			165.3		80
85	186.2	182.5		177	156.3		173.3				169.3			158.5		85
90		173.2			146.5		165.4	145.1			161.6			152.9		90
95		163.8			137.9			136.8						148.3		95
100		155			130.3			129.1			126.7			128.7		100
105		146.8			123.6			122.3			119.6			123.1		105
110					118			116.3			113.5			117.4		110
115			117					110.9			107.9			112.2		115
120			111.6								103.2			107.4		120
125			106.7				83							103.2		125
130			102				78.6			76						130
135							74.8			72.3						135
140							71.5			68.7			65			140
145										65.5			61.8			145
150													58.8		61.7	150
155													56.2		58.9	155
160															56.4	160

\* adapter · pièce d'adaptateur

t\_198\_008\_00001\_00\_000



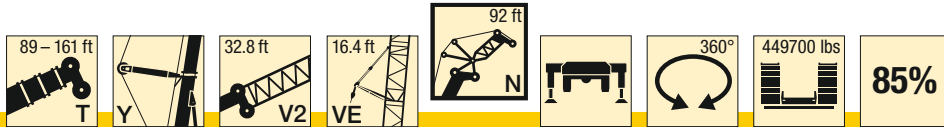
ft	89 + 62.3 ft*			107 + 62.3 ft*			125 + 62.3 ft*			143 + 62.3 ft*			161 + 62.3 ft*			ft
	80 ft			80 ft			80 ft			80 ft			80 ft			
	84°	76°	66°	84°	76°	66°	84°	76°	66°	84°	76°	66°	84°	76°	66°	
55	237.6															55
60	227.5			221.2			213.3									60
65	218			211.8			204.2				196.7			187.7		65
70	209.1			203.2			195.8				188.5			178.6		70
75	200.6			195			188				181			169.8		75
80	192.7			185.4			180.5				173.9			162		80
85	184.9	181.5		175.9			172.1				167.2			154.9		85
90	177.2	172.3		167.4	152.7		164.1				160.7			148.4		90
95	168.2	162.9		159.9	142.5		156.5	141.9			153.6			142.9		95
100		154.2		153.4	133.8		149.8	133			146.8			138.2		100
105		146.3			126.3			125.1				124		134.3	126.1	105
110		139.1			119.5			118.3				116.9			119.7	110
115		132.4			113.7			112.3				110.6			113.7	115
120			110.7		108.7			107.1				105.1			108.6	120
125			105.8					102.3				100.1			103.9	125
130			101.3				82.3					95.9			99.6	130
135			97.1				77.3								95.7	135
140			93.1				73.2									140
145							69.7			71.1						145
150							66.7			63.8			61			150
155										60.9			57.8		60.8	155
160													55.1		57.6	160
165													52.7		54.9	165
170															52.6	170

\* adapter · pièce d'adaptateur

t\_198\_008\_00101\_00\_000

# Lifting capacities Forces de levage

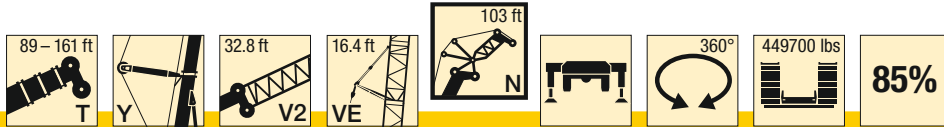
# TYV2EN 92 ft - 103 ft



ft	89 + 62.3 ft*			107 + 62.3 ft*			125 + 62.3 ft*			143 + 62.3 ft*			161 + 62.3 ft*			ft
	92 ft			92 ft			92 ft			92 ft			92 ft			
	84°	76°	66°	84°	76°	66°	84°	76°	66°	84°	76°	66°	84°	76°	66°	
60	223.8			217.9												60
65	214.2			208.3			200.8									65
70	205.3			199.6			192.3									70
75	196.9			191.5			184.4									75
80	189.1			182.9			177									80
85	181.7			173.5			170.1									85
90	174.7	171.3		165.3			162.1									90
95	167.9	162		157.5	143		154.5									95
100	160.7	153.4		150.6	134.4		147.7	132.5								100
105	151.3	145.4		144.5	126.6		141.6	126								105
110	142.3	138.3		139.2	119.9		136.2	119.1								110
115		131.7			113.8			113								115
120		125.6			108.5			107.5								120
125		120			103.8			102.5								125
130		114.8	100.4		99.5			98.2								130
135			96.2		95.7	78.2		94.1								135
140			92.3			73.8		90.5								140
145			88.7			70			68							145
150			85.2			66.8			64.5							150
155			82			63.8			61.3							155
160						61.2			58.5			58				160
165									56.1			55				165
170									53.9			52.5				170
175												50.2				175
180												48.1				180
185																185

\* adapter · pièce d'adaptateur

t\_198\_008\_00201\_00\_000



ft	89 + 62.3 ft*			107 + 62.3 ft*			125 + 62.3 ft*			143 + 62.3 ft*			161 + 62.3 ft*			ft
	103 ft			103 ft			103 ft			103 ft			103 ft			
	84°	76°	66°	84°	76°	66°	84°	76°	66°	84°	76°	66°	84°	76°	66°	
60	211															60
65	206.9			201.2												65
70	199.2			193.3			186.4									70
75	191.6			185.8			178.9									75
80	184.4			178.8			172.2									80
85	177.5			172.3			165.7									85
90	171.1			164.4			159.7									90
95	164.9	161.2		156.7			153.5									95
100	159	152.6		149.6	138.6		146.7									100
105	151.1	144.7		143.2	130.5		140.5	129.1								105
110	142	137.6		137.4	123		134.6	122.1								110
115	133.8	131.1		132	116.3		129.4	115.5								115
120	126.5	125.1		127.5	110.3		124.6	109.3								120
125		119.5			105		120.6	103.9								125
130		114.4			100.4			99.2								130
135		109.7	95.5		96.1			94.8								135
140		105.2	91.6		92.3			91								140
145			88		89.1	72.9		87.3								145
150			84.7			68.9		84.1								150
155			81.5			65.5			66.5							155
160			78.5			62.4			63.2							160
165			75.7			59.8			60							165
170						57.4			57.1							170
175									54.6							175
180									52.3							180
185									50.2							185
190																190
195																195

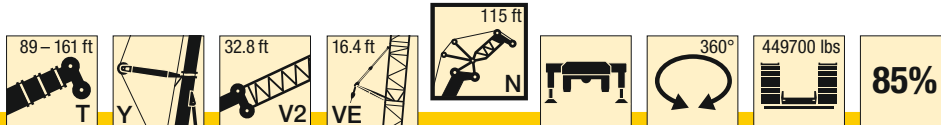
\* adapter · pièce d'adaptateur

t\_198\_008\_00301\_00\_000

K

# Lifting capacities Forces de levage

# TYV2EN 115 ft



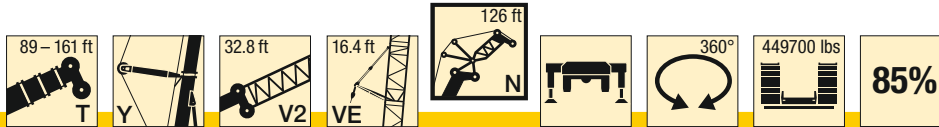
ft	89 + 62.3 ft*			107 + 62.3 ft*			125 + 62.3 ft*			143 + 62.3 ft*			161 + 62.3 ft*			ft
	115 ft			115 ft			115 ft			115 ft			115 ft			
	84°	76°	66°	84°	76°	66°	84°	76°	66°	84°	76°	66°	84°	76°	66°	
65	188.5															65
70	185.7			181.2			176.2									70
75	183.2			179			172.7						166.1			75
80	178.5			173			166.5						160.3			80
85	172.2			166.9			160.6						154.5			85
90	166.3			161.1			155						149.1			90
95	160.6			155.1			149.7						144			95
100	155.3	150.9		148.1			144.6						139.2			100
105	150	143.9		141.7	133.9		139						134.6			105
110	141.9	136.8		135.8	126.3		133.3						130.3			110
115	133.8	130.3		130.2	118.9		127.9	117.6					125.7			115
120	126.3	124.3		125.3	112.5		123	111.6					120.9	109.8		120
125	119.6	118.8		120.8	106.6		118.4	105.9					116.3	104.3		125
130	113.7	113.7		116.7	101.4		114.4	100.6					112.1	99.1		130
135		109		112.6	96.8		110.7	95.9					108.3	94.2		135
140		104.6	90.7		92.7			91.7						89.9		140
145		100.5	87.1		88.9			87.8						86		145
150		96.6	83.8		85.5	71.5		84.2						82.3		150
155			80.7		82.5	67.4		81						79		155
160			77.7			63.8		78.1	61.9					76		160
165			74.9			60.6			58.5					73.2		165
170			72.3			57.9			55.5						52.9	170
175			69.8			55.5			53						50	175
180						53.2			50.7						47.4	180
185						51.2			48.6						45.3	185
190									46.6						43.3	190
195															41.6	195
200															39.9	200
205																205

\* adapter · pièce d'adaptateur

t\_198\_008\_00401\_00\_000

# Lifting capacities Forces de levage

# TYV2EN 126 ft



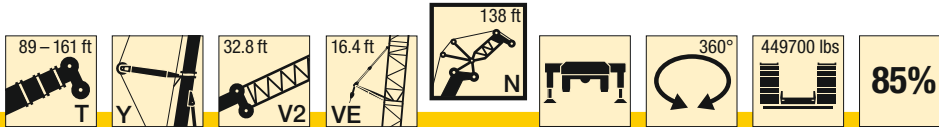
ft	89 + 62.3 ft*			107 + 62.3 ft*			125 + 62.3 ft*			143 + 62.3 ft*			161 + 62.3 ft*			ft
	126 ft			126 ft			126 ft			126 ft			126 ft			
	84°	76°	66°	84°	76°	66°	84°	76°	66°	84°	76°	66°	84°	76°	66°	
70	168.7			164.7												70
75	166.6			162.9			158.5									75
80	164.8			161.3			157.1			151.3			142.3			80
85	162.9			159.7			155.6			150			137.8			85
90	160.9			156.9			151.5			146.4			133			90
95	158			151.5			146.2			141.5			128.3			95
100	153			146.4			141.2			136.7			123.8			100
105	148	143.5		141.5			136.4			132.1			119.5			105
110	142.4	136.4		136.2	127.6		132			127.7			115.5			110
115	136	129.9		130.9	121.9		127.7	118.3		123.7			111.7			115
120	128.4	123.9		126	116.2		123.2	112.9		119.8			108.2			120
125	121.4	118.4		121.3	111.1		118.6	107.8		115.9	104.9		104.9			125
130	115.3	113.3		117.1	105.9		114.4	103.1		111.7	100.2		101.9	97		130
135	109.6	108.6		112.8	101.1		110.6	98.9		107.8	95.9		99.2	93.5		135
140	104.6	104.2		107.4	96.7		107	94.9		104.2	91.9		96.9	90.2		140
145		100.2		102.5	92.6		103.9	91		100.9	87.9		94.9	87.1		145
150		96.3	83.3		89.1			87.3		98	84.4		93.3	84.2		150
155		92.7	80.2		85.7	71.8		83.9			80.9			81.1		155
160		89.4	77.3		82.8	68		80.8			77.7			78.1		160
165		86.1	74.5		80	64.5		77.9	61.9		74.9			75.3		165
170			71.9		77.8	61.4		75.4	58.7		72.3			72.7		170
175			69.4			58.9			55.9		69.7	52.1		70.2		175
180			67.1			56.4			53.4			49.5		67.8		180
185			64.9			54.2			51.2			47.1			46.5	185
190			62.7			52.2			49.1			45.1			44.3	190
195						50.5			47.2			43.1			42.3	195
200									45.5			41.4			40.5	200
205									43.9			39.8			38.8	205
210												38.4			37.4	210
215															36	215

\* adapter · pièce d'adaptateur

t\_198\_008\_00501\_00\_000

# Lifting capacities Forces de levage

# TYV2EN 138 ft



ft	89 + 62.3 ft*			107 + 62.3 ft*			125 + 62.3 ft*			143 + 62.3 ft*			161 + 62.3 ft*			ft
	138 ft			138 ft			138 ft			138 ft			138 ft			
	84°	76°	66°	84°	76°	66°	84°	76°	66°	84°	76°	66°	84°	76°	66°	
70	152.2															70
75	151.4			148.3												75
80	149.8			146.8			142.8			137.4						80
85	148.2			145.3			141.5			136.4			131			85
90	146.6			143.9			140.3			135.4			127.5			90
95	145.1			142.5			139.1			134.3			123.6			95
100	143.5			140.9			137.1			131.3			119.6			100
105	141.1			137.1			133			127.4			115.6			105
110	137.1	133.9		132.7			128.7			123.4			111.8			110
115	132.5	129.2		128.6	123.2		124.7			119.6			108.2			115
120	126.1	123.2		124.7	117.5		120.8	112.3		115.9			104.7			120
125	120	117.7		120.4	112.2		116.8	108.1		112.4			101.5			125
130	114.3	112.7		116.1	107.4		112.7	103.4		109.2	100.4		98.5			130
135	109	108		111.4	102.9		108.8	99		106.1	96		95.6	91.6		135
140	104.1	103.6		106.3	98.8		105.2	94.9		102.5	91.9		93.1	88.4		140
145	99.4	99.5		101.6	94.8		101.9	91.2		99	88.2		90.8	85.3		145
150	95.1	95.7		97.2	91		98.8	87.6		95.8	84.6		88.8	82.4		150
155	90.4	92.2	79.4	93.1	87.4		95.2	84.3		93	81.1		87.1	79.7		155
160		88.8	76.5		84.1		91.4	81		90.3	77.7		85.6	76.9		160
165		85.7	73.7		81	67.7		77.8			74.6			74.2		165
170		82.7	71.1		78.2	64.2		75.1	60.2		71.8			71.5		170
175		79.8	68.7		75.8	61.1		72.4	57.1		69.2			69.1		175
180			66.4		73.5	58.4		70.2	54.3		66.7	50.2		66.7		180
185			64.2			55.8		68.1	51.8		64.7	47.7		64.5		185
190			62.1			53.7			49.5		62.6	45.3		62.4	44.8	190
195			60.1			51.6			47.4			43.2			42.5	195
200			58.2			49.7			45.5			41.3			40.5	200
205						48			43.7			39.5			38.8	205
210									42.2			37.9			37.1	210
215									40.7			36.5			35.5	215
220												35.1			34.1	220
225															32.8	225
230															31.5	230

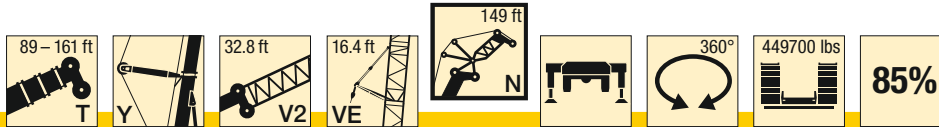
\* adapter · pièce d'adaptateur

t\_198\_008\_00601\_00\_000

K

# Lifting capacities Forces de levage

## TYV2EN 149 ft



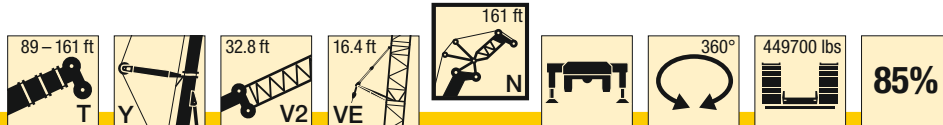
ft	89 + 62.3 ft*			107 + 62.3 ft*			125 + 62.3 ft*			143 + 62.3 ft*			161 + 62.3 ft*			ft
	149 ft			149 ft			149 ft			149 ft			149 ft			
	84°	76°	66°	84°	76°	66°	84°	76°	66°	84°	76°	66°	84°	76°	66°	
75	137															75
80	136.2			133.2			129.8									80
85	134.7			131.9			128.6			122.9						85
90	133.3			130.6			127.5			122.9			118.7			90
95	132			129.4			126.4			122.3			117.7			95
100	130.8			128.3			125.5			121.4			114.9			100
105	129.7			127.3			124.6			120.6			111.5			105
110	128.9			126.3			123.7			118.9			108.2			110
115	127.9	121.1		125			121.6			115.5			104.9			115
120	125.7	120.3		122.3	115.5		118			112.3			101.8			120
125	120.3	116.8		118.3	111.6		114.5	107.1		109			98.7			125
130	114	112.1		114.2	107.2		111.2	103		106			95.8			130
135	108.3	107.4		110.3	102.9		107.7	99.1		103.1	95.4		93.1			135
140	103.1	103.1		106	98.7		104.2	95.6		100.4	91.9		90.6	86.8		140
145	98.3	99		101.1	94.8		100.9	91.9		97.9	88.6		88.2	83.9		145
150	94	95.2		96.4	91.2		97.7	88.3		94.8	85.2		86	81.2		150
155	89.9	91.7		92.2	87.8		94.3	85		91.9	81.9		84	78.7		155
160	86.2	88.3		88.3	84.4		90.3	81.9		89.1	78.8		82.2	76.1		160
165	82.6	85.2	73.1	84.6	81.2		86.5	79		86.5	75.7		80.7	73.8		165
170		82.2	70.5	81.2	78.1	65.6	82.9	76.2		84.1	72.8		79.5	71.4		170
175		79.5	68.1		75.4	62.6		73.6			70		78.6	68.9		175
180		76.8	65.8		72.9	59.5		70.9	56.8		67.4			66.6		180
185		74.3	63.6		70.6	56.7		68.6	53.9		65			64.4		185
190			61.5		68.6	54.2		66.5	51.3		62.9	46.9		62.3		190
195			59.6			52		64.4	49		60.7	44.6		60.3	44.1	195
200			57.7			49.9			46.9		59	42.4		58.3	41.9	200
205			55.9			48			45			40.4		56.5	39.8	205
210			54.2			46.2			43.3			38.7			38	210
215						44.7			41.6			37.1			36.3	215
220						43.3			40.1			35.5			34.7	220
225									38.7			34.2			33.4	225
230												32.9			32.1	230
235												31.7			30.8	235
240															29.7	240

\* adapter · pièce d'adaptateur

t\_198\_008\_00701\_00\_000

# Lifting capacities Forces de levage

# TYV2EN 161 ft



ft	89 + 62.3 ft*			107 + 62.3 ft*			125 + 62.3 ft*			143 + 62.3 ft*			161 + 62.3 ft*			ft
	161 ft			161 ft			161 ft			161 ft			161 ft			
	84°	76°	66°	84°	76°	66°	84°	76°	66°	84°	76°	66°	84°	76°	66°	
75	123.9															75
80	124			117.9												80
85	122.7			120			117.2									85
90	121.4			119			116.1						112.2		108	90
95	120.2			117.8			115.2						111.3		107.3	95
100	119.1			116.9			114.2						110.5		106.6	100
105	118.1			115.9			113.4						109.8		105.9	105
110	117.1			115.1			112.6						109.1		103.5	110
115	116.2			114.2			111.9						108.4		100.7	115
120	114.7	109.3		113.2			111						107.1		97.8	120
125	112.6	108.7		111.7	106		109.8						104.4		95	125
130	110.1	108.1		109.5	104.8		108.1	99.4					101.6		92.4	130
135	106.5	105.9		107	101.4		105.3	97.2					98.9		89.8	135
140	101.8	102.1		103.9	97.7		102.2	93.7					96.3	89.5	87.3	140
145	97	98.2		100.6	94.3		99.1	90.4					94	86.4	84.9	145
150	92.8	94.4		96.6	90.9		96	87.3					91.7	83.4	82.7	150
155	88.7	90.9		92.3	87.5		93	84.3					89.5	80.7	80.7	155
160	85	87.6		88.2	84.3		90.1	81.3					87.5	78	78.8	160
165	81.5	84.4		84.6	81.3		86.5	78.4					85.2	75.4	77.1	165
170	78.2	81.5	69.5	81.2	78.3		82.9	75.6					82.6	72.7	75.5	170
175	75.1	78.7	67.1	77.9	75.5	62.6	79.6	73					80.3	70.2	74.2	175
180		76.1	64.8	74.9	72.9	60.5	76.4	70.6					78.2	67.8	73.2	180
185		73.6	62.6		70.4	58.1		68.2	54.5				75.5	65.5	72.4	185
190		71.2	60.6		68	55.2		66	52.7					63.2	61.2	190
195		68.9	58.6		65.9	52.6		63.9	49.9					61.1	46.3	195
200		66.8	56.8		64	50.3		61.9	47.6					58.9	43.7	200
205			55			48.3		59.9	45.4					57.1	41.5	205
210			53.3			46.4			43.4					55.4	39.5	210
215			51.7			44.6			41.7						37.7	215
220			50.1			43			40.1						36.1	220
225						41.5			38.6						34.5	225
230						40.3			37.2						33.1	230
235									35.9						31.9	235
240															30.7	240
245															29.6	245
250															26.9	250

K

\* adapter · pièce d'adaptateur

t\_198\_008\_00801\_00\_000



# Lifting capacities Forces de levage

## TYV2EN 172 ft



ft	89 + 62.3 ft*			107 + 62.3 ft*			125 + 62.3 ft*			143 + 62.3 ft*			161 + 62.3 ft*			ft
	172 ft			172 ft			172 ft			172 ft			172 ft			
	84°	76°	66°	84°	76°	66°	84°	76°	66°	84°	76°	66°	84°	76°	66°	
80	113.3															80
85	112.4			110			107									85
90	111.4			109.1			106.4			101.7						90
95	110.3			108.1			105.6			101.8			98.1			95
100	109.4			107.2			104.8			101.1			97.5			100
105	108.5			106.4			104			100.5			97			105
110	107.7			105.6			103.3			99.9			96.5			110
115	106.9			105			102.7			99.3			95.6			115
120	106.4			104.4			102.2			98.8			93.5			120
125	105.8	99.2		103.9			101.7			98.3			91.2			125
130	104.9	98.7		103.4	96.3		101.3			97			88.9			130
135	103.5	98.2		102.3	95.9		100.5	93.2		95			86.7			135
140	101.4	97.9		101	95.6		98.8	92		92.9			84.4			140
145	98.7	97.3		99.5	92.9		97	89		90.8	84.8		82.3			145
150	94.4	94.2		96.7	89.7		94.7	86		88.6	81.9		80.2	75.6		150
155	90.3	91		92.6	86.7		92	83.1		86.6	79.1		78.4	73.6		155
160	86.5	87.7		88.7	83.9		89.2	80.4		84.8	76.5		76.5	71.7		160
165	83	84.6		84.9	81.1		86.3	77.9		83.1	74.1		74.8	69.7		165
170	79.7	81.6		81.5	78.3		83.1	75.5		81.3	71.8		73.2	67.7		170
175	76.5	78.9	67.2	78.3	75.6		79.8	72.9		79.1	69.6		71.8	65.9		175
180	73.5	76.2	64.9	75.2	73		76.7	70.4		76.9	67.4		70.5	64.1		180
185	70.1	73.7	62.7	72.3	70.6	58.2	73.7	68.1		74.9	65.2		69.4	62.4		185
190	61.5	71.3	60.6	69.3	68.3	56.2	70.9	65.9	52.5	73	62.9		68.6	60.8		190
195		69.1	58.7		66.2	54.4		63.8	50.7	70.4	60.8		67.9	58.8		195
200		66.9	56.8		64.1	52.6		61.8	49.1		58.9			57		200
205		64.9	55.1		62.1	50.9		59.9	47.4		56.9	41.1		55.2		205
210		62.9	53.4		60.2	49		58	45.6		55.1	39.2		53.5	37.8	210
215			51.7		58.4	47.3		56.3	43.8		53.4	37.4		51.8	36	215
220			50.2			45.6		54.5	42.1		52	35.8		50.3	34.4	220
225			48.7			44.1			40.6			34.3		48.8	32.9	225
230			47.3			42.7			39.2			32.9			31.4	230
235			45.9			41.3			37.9			31.8			30.2	235
240						40.1			36.6			30.5			29	240
245									35.5			29.4			27.9	245
250									34.5			28.4			26.8	250
255												27.5			25.9	255
260															24.9	260
265															24	265

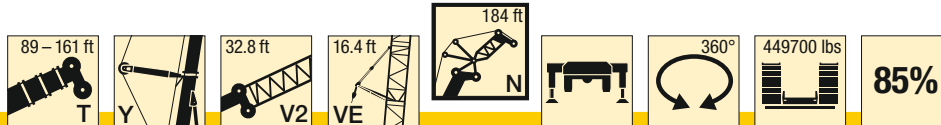
\* adapter · pièce d'adaptateur

t\_198\_008\_00901\_00\_000

K

# Lifting capacities Forces de levage

# TYV2EN 184 ft



ft	89 + 62.3 ft*			107 + 62.3 ft*			125 + 62.3 ft*			143 + 62.3 ft*			161 + 62.3 ft*			ft
	184 ft			184 ft			184 ft			184 ft			184 ft			
	84°	76°	66°	84°	76°	66°	84°	76°	66°	84°	76°	66°	84°	76°	66°	
85	101.6			100.3												85
90	101.4			99.6			97									90
95	100.5			98.7			96.2			92.6						95
100	99.7			97.9			95.5			92.4			89.2			100
105	98.8			97.1			94.8			91.8			88.7			105
110	98.1			96.4			94.1			91.3			88.2			110
115	97.4			95.7			93.5			90.7			87.8			115
120	96.7			95.1			93			90.2			87.2			120
125	96.2			94.6			92.4			89.8			86.5			125
130	95.6	89.5		94.1			92			89.4			85.1			130
135	95	89.1		93.6	87.2		91.7			88.9			83.1			135
140	94.1	88.7		92.8	86.9		91.2	84.2		88			81.1			140
145	93	88.3		91.7	86.7		90.4	84		86.9			79.2			145
150	91.7	88.1		90.5	86.5		89.4	83.4		85	79.8		77.3			150
155	89.2	87.7		89.2	84.8		88	80.9		83.1	77.5		75.5	70.9		155
160	85.4	85.9		86.9	82		86.5	78.2		81.4	75		73.8	69.2		160
165	81.9	83.2		83.5	79.4		84.6	75.7		79.7	72.6		72.1	67.5		165
170	78.6	80.6		80.2	76.9		82.1	73.4		78.2	70.3		70.5	65.7		170
175	75.5	77.9		77	74.6		78.8	71.2		76.6	68.2		69	64		175
180	72.5	75.3	63.8	73.9	72.3		75.7	69		75.3	66.2		67.7	62.4		180
185	69.7	72.8	61.6	71	69.9		72.7	67		73.4	64.2		66.4	60.7		185
190	67.1	70.4	59.6	68.3	67.6	55.3	69.9	64.9		71.4	62.4		65.3	59.2		190
195	64.5	68.2	57.6	65.8	65.4	53.5	67.3	62.8		69.6	60.5		64.3	57.7		195
200	58.7	66.1	55.8	63.5	63.4	51.7	64.8	60.8	47.9	67.9	58.6		63.5	56.3		200
205		64	54		61.4	50	61.7	58.9	46.3	65.4	56.8		63	54.7		205
210		62.1	52.3		59.6	48.5		57.1	44.9		55	39.8	62.5	53		210
215		60.2	50.7		57.8	47		55.4	43.4		53.2	37.9		51.4		215
220		58.4	49.2		56	45.5		53.7	41.9		51.6	36.1		49.8	34.9	220
225			47.7		54.4	44.1		52.1	40.3		50.1	34.6		48.3	33.2	225
230			46.3			42.8		50.6	38.8		48.6	33.2		46.9	31.6	230
235			45			41.6			37.4		47.3	31.8		45.5	30.3	235
240			43.7			40.3			36			30.5		44.2	29	240
245			42.4			39.1			34.7			29.3			27.8	245
250						38			33.5			28.2			26.6	250
255						36.9			32.6			27.2			25.6	255
260									31.5			26.2			24.6	260
265												25.2			23.7	265
270															22.8	270
275															22	275

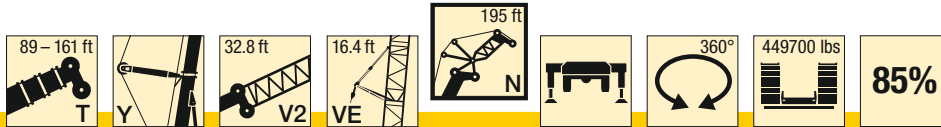
K

\* adapter · pièce d'adaptateur

t\_198\_008\_01001\_00\_000

# Lifting capacities Forces de levage

# TYV2EN 195 ft



ft	89 + 62.3 ft*			107 + 62.3 ft*			125 + 62.3 ft*			143 + 62.3 ft*			161 + 62.3 ft*			ft
	195 ft			195 ft			195 ft			195 ft			195 ft			
	84°	76°	66°	84°	76°	66°	84°	76°	66°	84°	76°	66°	84°	76°	66°	
90	90.9			90.5												90
95	91.5			90			88									95
100	90.9			89.3			87.4			84			80.8			100
105	90.1			88.6			86.7			83.9			80.9			105
110	89.4			88			86.2			83.4			80.5			110
115	88.8			87.3			85.6			82.9			80			115
120	88.1			86.7			85			82.4			79.6			120
125	87.6			86.1			84.5			81.9			79.2			125
130	87.1			85.7			84			81.5			78.8			130
135	86.6	81.1		85.3			83.6			81.1			78.3			135
140	86.2	80.7		84.9	79.2		83.3			80.8			77.4			140
145	85.9	80.3		84.6	78.8		83	76.8		80.5			76			145
150	85.6	80		84.4	78.6		82.7	76.5		80.1			74.3			150
155	85.4	79.8		84.3	78.3		82.5	76.4		78.8	73		72.7			155
160	85.2	79.6		84.1	78.1		81.7	76.3		77.5	72.9		71.1	66.6		160
165	82.8	79.4		83.4	77.9		80.4	75.4		76	71.6		69.5	65.2		165
170	79.4	79.3		81	76.3		79.1	73		74.5	69.4		68.1	63.6		170
175	76.3	77.5		77.8	74		77.8	70.8		73.1	67.3		66.6	62.1		175
180	73.3	75.2		74.8	71.8		75.8	68.7		71.7	65.3		65.3	60.6		180
185	70.5	73		71.9	69.7		73.1	66.7		70.5	63.4		64	59.1		185
190	67.8	70.7	59.7	69.1	67.8		70.4	64.9		69.3	61.6		62.9	57.6		190
195	65.3	68.4	57.8	66.5	65.7	53.4	67.8	63		68.3	59.9		61.8	56.3		195
200	63	66.3	55.9	64.1	63.6	51.9	65.2	61.3		67.1	58.2		60.8	55		200
205	60.8	64.3	54.2	61.8	61.7	50.2	62.9	59.4	46.6	64.7	56.7		59.9	53.7		205
210	55.8	62.3	52.5	59.7	59.8	48.6	60.7	57.6	45.2	62.4	55		59.3	52.4		210
215		60.5	50.9	53.2	58	47.1	57.6	55.9	43.8	60.2	53.4	40.3	58.7	51.1		215
220		58.7	49.4		56.3	45.7		54.2	42.4		51.8	39	58	49.6		220
225		57	47.9		54.7	44.3		52.6	41.1		50.2	37.2		48.1	34.1	225
230		55.4	46.5		53.1	43		51.1	39.9		48.8	35.5		46.7	32.4	230
235			45.2		51.6	41.7		49.6	38.7		47.4	34		45.3	31	235
240			43.9			40.5		48.2	37.5		46	32.6		44	29.5	240
245			42.6			39.3			36.4		44.7	31.3		42.8	28.2	245
250			41.4			38.2			35.4			30.2		41.5	27	250
255			40.2			37.1			34.3			29			25.8	255
260						36			33.3			27.9			24.8	260
265						35			32.4			26.9			23.9	265
270									31.4			26			23	270
275												25.1			22.1	275
280												24.3			21.3	280
285															20.5	285

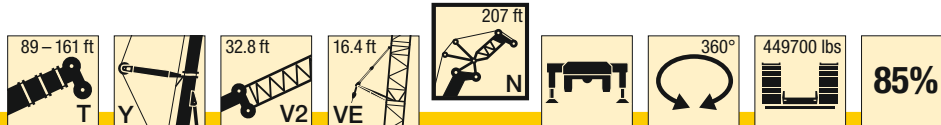
\* adapter · pièce d'adaptateur

t\_198\_008\_01101\_00\_000

K

# Lifting capacities Forces de levage

# TYV2EN 207 ft



ft	89 + 62.3 ft*			107 + 62.3 ft*			125 + 62.3 ft*			143 + 62.3 ft*			161 + 62.3 ft*			ft
	207 ft			207 ft			207 ft			207 ft			207 ft			
	84°	76°	66°	84°	76°	66°	84°	76°	66°	84°	76°	66°	84°	76°	66°	
90	80.6															90
95	81.5			81.3			76.6									95
100	82			81.4			79.3			74.4						100
105	82			80.7			78.9			76.7			72.5			105
110	81.3			80			78.4			76			73.3			110
115	80.7			79.4			77.8			75.6			72.8			115
120	80.1			78.9			77.3			75.1			72.4			120
125	79.5			78.3			76.8			74.6			72			125
130	79			77.8			76.3			74.2			71.7			130
135	78.3			77.2			75.8			73.8			71.3			135
140	77.2	73.2		76.2			75			73.4			71			140
145	76.2	72.8		75.2	71.5		74.1			72.7			70.7			145
150	75.2	72.5		74.2	71.2		73.2	69.3		71.9			70			150
155	74.2	72.2		73.3	70.9		72.3	69.1		71.1			68.7			155
160	73.2	71.9		72.3	70.7		71.4	68.9		70.3	66.2		67.5			160
165	72.4	71.7		71.5	70.5		70.5	68.7		69.5	66.1		66.2	61.8		165
170	71.5	71.6		70.7	70.3		69.8	68.6		68.8	66		64.8	60.5		170
175	70.7	71.4		69.9	70.2		69	68.3		68.1	65.3		63.5	59.2		175
180	69.8	71.1		69.1	69.7		68.3	66.8		67.4	63.6		62.2	57.9		180
185	68.5	70.7		68.3	67.8		67.6	64.8		66.4	61.7		61	56.7		185
190	66.9	69.1		67.5	65.9		66.9	63		65.3	60		59.9	55.3		190
195	64.4	67.2	56.2	65.6	64		66.1	61.2		64.3	58.3		58.8	54		195
200	62	65.4	54.5	63.1	62.3		64.3	59.5		63.3	56.7		57.7	52.8		200
205	59.8	63.4	53	60.9	60.6	48.6	62	57.9		62.4	55.1		56.8	51.5		205
210	57.7	61.5	51.5	58.7	58.9	47.3	59.7	56.4		61.1	53.7		55.9	50.3		210
215	55.8	59.6	49.9	56.7	57.1	46	57.6	54.9	42.3	58.9	52.2		55.2	49.2		215
220	52.5	57.8	48.4	54.7	55.4	44.6	55.6	53.3	41.1	56.9	50.9	37.7	54.6	48.1		220
225	45.1	56.2	46.9	50.5	53.8	43.3	53.7	51.7	40	54.9	49.5	36.6	54	46.8		225
230		54.6	45.5		52.3	42		50.2	38.8	52.8	48.1	35.6	53.3	45.6	32	230
235		53	44.2		50.8	40.7		48.8	37.6		46.7	34.6		44.4	30.8	235
240		51.5	42.9		49.3	39.5		47.4	36.5		45.3	33.6		43.1	29.3	240
245		50.1	41.7		47.9	38.3		46	35.4		44	32.4		41.8	27.9	245
250			40.5		46.6	37.2		44.7	34.3		42.8	31.2		40.6	26.5	250
255			39.4			36.1			33.3		41.6	29.9		39.5	25.4	255
260			38.2			35.1			32.3			28.8		38.4	24.3	260
265			37.2			34.1			31.4			27.7			23.2	265
270			36.1			33.1			30.5			26.7			22.2	270
275						32.2			29.6			25.7			21.3	275
280									28.7			24.9			20.4	280
285									27.9			24			19.6	285
290												23.2			18.9	290
295															18.2	295
300															17.5	300

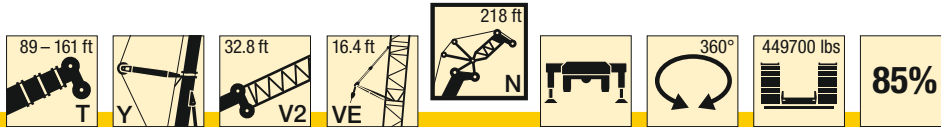
\* adapter - pièce d'adaptateur

t\_198\_008\_01201\_00\_000

K

# Lifting capacities Forces de levage

# TYV2EN 218 ft



ft	89 + 62.3 ft*			107 + 62.3 ft*			125 + 62.3 ft*			143 + 62.3 ft*			161 + 62.3 ft*			ft
	218 ft			218 ft			218 ft			218 ft			218 ft			
	84°	76°	66°	84°	76°	66°	84°	76°	66°	84°	76°	66°	84°	76°	66°	
95	72.5			72.1												95
100	73.4			73.2			68			64.4						100
105	74.1			73.6			70.7			68.5			62.4			105
110	74.2			73.3			71.7			69.5			65.8			110
115	73.8			72.7			71.2			69.3			66.7			115
120	73.3			72.1			70.7			68.8			66.4			120
125	72.8			71.6			70.2			68.4			66			125
130	72.2			71.1			69.8			67.9			65.6			130
135	71.7			70.6			69.3			67.6			65.3			135
140	71.1			70			68.8			67.2			65			140
145	70.3	66.4		69.3			68.2			66.6			64.6			145
150	69.4	66		68.5	64.8		67.4			66			64.3			150
155	68.6	65.8		67.7	64.5		66.7	62.9		65.3			63.8			155
160	67.8	65.5		66.9	64.3		65.9	62.7		64.6	60.4		63.2			160
165	67	65.2		66.2	64.1		65.2	62.5		63.9	60.3		62.4			165
170	66.3	65		65.5	63.9		64.5	62.3		63.3	60.2		61.4	57.1		170
175	65.6	64.8		64.8	63.7		63.8	62.2		62.7	60.1		60.3	56.2		175
180	65	64.7		64.1	63.6		63.2	62.1		62	60		59.1	55		180
185	64.3	64.6		63.5	63.5		62.6	62		61.4	59.2		58	54		185
190	63.6	64.5		62.9	63.3		62.1	61.3		60.9	58		56.9	52.8		190
195	62.8	64.2		62.4	62.5		61.5	59.6		60.4	56.8		55.9	51.6		195
200	61.4	63.8		61.8	60.8		61	58		59.7	55.4		54.9	50.5		200
205	59.1	62.1	51.6	60.1	59.1		60.4	56.4		58.8	53.9		54	49.3		205
210	57	60.5	50.1	58	57.5	45.9	58.9	54.9		57.9	52.5		53.1	48.3		210
215	55	58.9	48.8	55.9	56	44.6	56.8	53.5		57	51.1		52.3	47.2		215
220	53.1	57.2	47.4	54	54.6	43.3	54.9	52.1	39.7	55.7	49.7		51.5	46.2		220
225	51.4	55.6	46.2	52.2	53.1	42.2	53.1	50.7	38.6	53.9	48.5		50.8	45.1		225
230	49.1	54	44.8	50.5	51.6	41	51.3	49.5	37.6	52.1	47.2	34.5	50.1	44.2		230
235	43.5	52.4	43.5	47.6	50.1	39.9	49.6	48.1	36.6	50.4	46.1	33.5	49.3	43.3		235
240		51	42.2		48.7	38.8	45.5	46.7	35.6	48.4	44.9	32.6	48.1	42.3	29.2	240
245		49.6	41		47.4	37.6		45.4	34.6		43.6	31.7		41.3	28.4	245
250		48.2	39.8		46	36.5		44.1	33.6		42.4	30.8		40.3	27.6	250
255		46.8	38.7		44.8	35.5		42.9	32.6		41.2	30		39.1	26.6	255
260			37.6		43.5	34.4		41.7	31.6		40.1	29.1		38	25.4	260
265			36.6			33.4		40.5	30.7		38.9	28.2		36.9	24.3	265
270			35.6			32.5			29.8		37.8	27.4		35.9	23.2	270
275			34.6			31.6			28.9			26.6		34.9	22.2	275
280			33.6			30.7			28.1			25.8			21.3	280
285						29.8			27.3			24.9			20.4	285
290									26.5			24			19.6	290
295									25.7			23.3			18.9	295
300												22.5			18.1	300
305															17.4	305
310															16.7	310

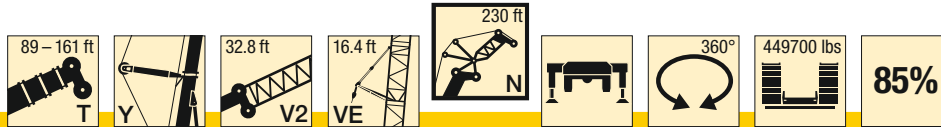
\* adapter · pièce d'adaptateur

t\_198\_008\_01301\_00\_000

K

# Lifting capacities Forces de levage

# TYV2EN 230 ft



ft	89 + 62.3 ft*			107 + 62.3 ft*			125 + 62.3 ft*			143 + 62.3 ft*			161 + 62.3 ft*			ft
	230 ft			230 ft			230 ft			230 ft			230 ft			
	84°	76°	66°	84°	76°	66°	84°	76°	66°	84°	76°	66°	84°	76°	66°	
100	65.2			64.4												100
105	65.8			65.8			60.6			57						105
110	66.4			66.5			63			60.4			55.1			110
115	66.8			66.3			64.5			62.2			58.6			115
120	66.6			65.8			64.5			62.4			60.4			120
125	66.2			65.3			64.1			62.4			60.5			125
130	65.7			64.8			63.6			62.2			60.1			130
135	65.3			64.4			63.2			61.8			59.8			135
140	64.8			64			62.8			61.5			59.5			140
145	64.5			63.6			62.4			61			59.2			145
150	63.8	60		63			62			60.4			58.8			150
155	63.1	59.7		62.2	58.6		61.3			59.7			58.4			155
160	62.3	59.4		61.5	58.3		60.6	56.8		59.1			57.9			160
165	61.6	59.2		60.8	58.1		59.9	56.6		58.4	54.9		57.3			165
170	60.9	59		60.1	57.9		59.2	56.4		57.8	54.8		56.7			170
175	60.2	58.8		59.4	57.7		58.6	56.3		57.2	54.7		56.1	52		175
180	59.5	58.5		58.7	57.5		57.9	56.2		56.6	54.6		55.5	51.9		180
185	58.8	58.4		58.1	57.4		57.3	56.1		56	54.5		55	51.3		185
190	58.1	58.3		57.4	57.3		56.6	56		55.4	54.5		54.2	50.3		190
195	57.6	58.1		56.9	57.2		56.1	55.9		54.8	54.1		53.3	49.4		195
200	57	58		56.3	56.9		55.7	55.9		54.3	53.1		52.3	48.4		200
205	56.4	57.6		55.8	56.7		55.2	54.6		53.8	52.1		51.5	47.4		205
210	55.6	57.1	48.5	55.3	55.8		54.7	53.1		53.3	51.1		50.6	46.4		210
215	54.1	56.7	47.1	54.6	54.3		54.2	51.7		52.9	50		49.8	45.4		215
220	52.3	55.7	45.8	53.1	52.9	41.7	53.6	50.4		52.5	48.7		48.9	44.5		220
225	50.4	54.3	44.5	51.2	51.5	40.5	52.1	49.1	37	52.1	47.5		48.1	43.5		225
230	48.7	52.9	43.3	49.5	50.2	39.4	50.3	47.8	35.9	51.5	46.2		47.3	42.6		230
235	47.2	51.6	42.2	47.9	49	38.3	48.6	46.6	34.9	50	45.1	32.6	46.6	41.8		235
240	45.5	50.1	41.1	46.3	47.8	37.3	47	45.4	34	48.5	44	31.7	45.9	40.9		240
245	41.1	48.7	40	44.3	46.5	36.3	45.5	44.3	33	47.3	42.9	30.8	45.3	40.1	27.5	245
250		47.3	38.9		45.2	35.3	43	43.2	32.1	45.3	41.8	29.9	44.6	39.4	26.7	250
255		46	37.7		43.9	34.4		42	31.3		40.8	29.1	43.6	38.4	25.9	255
260		44.8	36.7		42.7	33.4		40.9	30.4		39.7	28.3		37.5	25.2	260
265		43.6	35.6		41.5	32.5		39.7	29.6		38.6	27.5		36.6	24.2	265
270			34.6		40.4	31.5		38.6	28.8		37.5	26.8		35.5	23.2	270
275			33.7			30.6		37.6	27.9		36.5	26.1		34.5	22.2	275
280			32.7			29.7			27.1		35.4	25.3		33.6	21.3	280
285			31.8			28.9			26.3			24.5		32.6	20.4	285
290			30.9			28			25.5			23.7			19.5	290
295						27.2			24.8			22.9			18.6	295
300						26.4			24			22.1			17.8	300
305									23.3			21.3			17.1	305
310												20.6			16.4	310
315												19.9			15.7	315
320															15.1	320

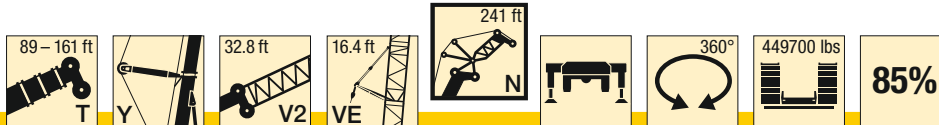
\* adapter · pièce d'adaptateur

t\_198\_008\_01401\_00\_000

K

# Lifting capacities Forces de levage

# TYV2EN 241 ft



ft	89 + 62.3 ft*			107 + 62.3 ft*			125 + 62.3 ft*			143 + 62.3 ft*			161 + 62.3 ft*			ft
	241 ft			241 ft			241 ft			241 ft			241 ft			
	84°	76°	66°	84°	76°	66°	84°	76°	66°	84°	76°	66°	84°	76°	66°	
100	57.1															100
105	57.5			57.1			53									105
110	57.9			58			54.3						48.5			110
115	58.2			58.8			55.5						52.3			115
120	58.5			58.4			56.7						54.7			120
125	58.6			57.9			56.9						55.5			125
130	58.3			57.4			56.5						55.2			130
135	57.8			57			56						54.8			135
140	57.3			56.5			55.6						54.4			140
145	56.8			56			55.1						54			145
150	56.2			55.5			54.7						53.6			150
155	55.6	53.8		55			54.2						53.2			155
160	55	53.6		54.4	52.7		53.7						52.7			160
165	54.4	53.3		53.8	52.4		53.1	51.1					52.2			165
170	53.9	53		53.3	52.2		52.6	51					51.7	49.2		170
175	53.4	52.8		52.8	52		52.1	50.8					51.2	49.1		175
180	52.8	52.6		52.3	51.8		51.6	50.6					50.8	49		180
185	52.4	52.4		51.8	51.6		51.2	50.5					50.4	48.9		185
190	52	52.1		51.4	51.4		50.8	50.3					49.9	48.8		190
195	51.5	51.8		51	51.1		50.4	50.2					49.6	48.7		195
200	51.1	51.4		50.6	50.8		50	50					49.2	48.7		200
205	50.8	51.1		50.2	50.5		49.7	49.7					48.9	48.6		205
210	50.4	50.8		49.9	50.2		49.3	49.5					48.6	48.2		210
215	50.1	50.6	45.7	49.6	50		49	49.3					48.3	47.4		215
220	49.9	50.3	45.1	49.3	49.7		48.7	49					48	46.6		220
225	49.7	50.1	43.9	49.1	49.5	39.9	48.5	48.4					47.7	45.8		225
230	49.2	49.9	42.7	48.9	49.3	38.8	48.4	47.2					47.6	44.9		230
235	47.6	49.7	41.6	48.3	48.3	37.8	48.2	46	34.4				47.3	43.8		235
240	46	49.5	40.5	46.7	47.1	36.7	47.5	44.8	33.5				47	42.8	30.5	240
245	44.5	48.5	39.4	45.2	46	35.8	45.9	43.7	32.5				46.1	41.7	29.6	245
250	42.3	47.3	38.4	43.7	44.9	34.8	44.4	42.7	31.7				44.8	40.7	28.8	250
255	38.6	46	37.5	41.5	43.8	33.9	43	41.7	30.8				43.6	39.7	28	255
260		44.7	36.5	37.4	42.6	33	40.2	40.7	30				42	38.7	27.2	260
265		43.5	35.5		41.5	32.2		39.7	29.2				38.3	37.8	26.5	265
270		42.3	34.5		40.3	31.3		38.6	28.4					36.9	25.7	270
275		41.2	33.5		39.2	30.5		37.5	27.7					36	25	275
280			32.6		38.2	29.6		36.5	26.9					35	24.4	280
285			31.7		37.1	28.8		35.5	26.2					34	23.7	285
290			30.8			27.9			25.4					33	23.1	290
295			29.9			27.1			24.6						22.4	295
300			29.1			26.3			23.9						21.7	300
305			28.2			25.6			23.2						21	305
310						24.8			22.5						20.3	310
315									21.8						19.5	315
320															18.8	320
325															18.2	325
330															12	330

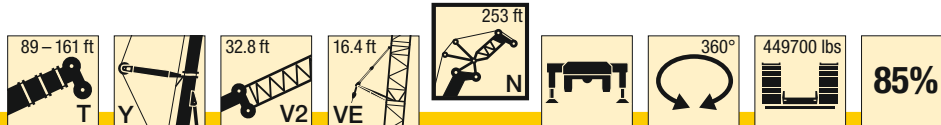
\* adapter · pièce d'adaptateur

t\_198\_008\_01501\_00\_000

K

# Lifting capacities Forces de levage

# TYV2EN 253 ft



ft	89 + 62.3 ft*			107 + 62.3 ft*			125 + 62.3 ft*			143 + 62.3 ft*			161 + 62.3 ft*			ft
	253 ft			253 ft			253 ft			253 ft			253 ft			
	84°	76°	66°	84°	76°	66°	84°	76°	66°	84°	76°	66°	84°	76°	66°	
105	51.9			51												105
110	52.2			51.7			47.6			39.6						110
115	52.4			52.3			48.6			42.3			41.8			115
120	52.6			52.8			49.8			45.4			44.6			120
125	52.8			53.2			50.7			48.2			47			125
130	52.9			52.8			51.4			50.1			48.6			130
135	53			52.4			51.5			50.3			49			135
140	52.6			51.9			51.1			50			48.7			140
145	52.2			51.5			50.7			49.6			48.3			145
150	51.8			51.1			50.3			49.2			48			150
155	51.4			50.7			49.9			48.9			47.7			155
160	50.9	48.7		50.2			49.5			48.5			47.3			160
165	50.4	48.4		49.8	47.6		49.1			48.2			47			165
170	49.9	48.2		49.3	47.4		48.7	46.2		47.8			46.7			170
175	49.4	47.9		48.8	47.2		48.2	46.1		47.4	44.5		46.3			175
180	48.9	47.7		48.4	47		47.8	45.9		47	44.4		46	42.6		180
185	48.4	47.6		47.9	46.8		47.4	45.8		46.6	44.2		45.6	42.6		185
190	48	47.4		47.5	46.7		46.9	45.6		46.2	44.2		45.3	42.5		190
195	47.6	47.2		47.1	46.5		46.5	45.5		45.8	44.1		44.9	42.4		195
200	47.2	47.1		46.8	46.3		46.2	45.4		45.5	44		44.5	42.4		200
205	46.9	46.9		46.4	46.2		45.8	45.3		45.1	43.9		44.2	41.8		205
210	46.5	46.7		46	46.1		45.5	45.2		44.8	43.9		43.8	41		210
215	46.2	46.5		45.7	45.9		45.2	45.1		44.5	43.9		43.4	40.2		215
220	45.9	46.3		45.4	45.7		44.9	44.9		44.2	43.8		42.7	39.4		220
225	45.6	46	41.1	45.2	45.5		44.6	44.8		43.9	43.1		42	38.6		225
230	45.4	45.8	41.1	44.9	45.3	37.2	44.3	44.6		43.6	42.4		41.3	37.9		230
235	45.2	45.6	40	44.6	45.1	36.2	44	44.3		43.3	41.7		40.6	37.1		235
240	44.8	45.4	39	44.4	44.9	35.2	43.8	43.3	31.9	43.1	41		40	36.4		240
245	43.6	45.2	37.9	44	44.4	34.2	43.6	42.2	31	42.9	40.1		39.4	35.8		245
250	42.2	45	36.9	42.8	43.4	33.3	43.2	41.1	30.1	42.6	39.1	27.3	38.8	35.1		250
255	40.8	44.7	36	41.4	42.3	32.4	42.1	40.1	29.3	42.1	38.1	26.5	38.3	34.5	23.7	255
260	39.1	43.7	35	40.1	41.3	31.6	40.7	39.2	28.5	40.9	37.2	25.7	37.7	33.9	23	260
265	36.1	42.6	34.1	38.4	40.3	30.7	39.4	38.2	27.7	39.6	36.3	25	36.8	33.3	22.3	265
270		41.5	33.3	35	39.4	29.9	37.4	37.3	26.9	38.4	35.4	24.3	35.8	32.8	21.7	270
275		40.4	32.4		38.4	29.1	33.5	36.5	26.2	35.9	34.6	23.6	34.9	32.3	21	275
280		39.3	31.6		37.4	28.4		35.6	25.5		33.8	22.9		31.8	20.4	280
285		38.2	30.8		36.4	27.7		34.7	24.8		33	22.3		31.3	19.8	285
290		37.1	29.9		35.4	27		33.7	24.2		32.2	21.7		30.6	18.9	290
295			29.1		34.4	26.2		32.8	23.5		31.3	21.1		29.9	17.7	295
300			28.2			25.4		31.9	22.9		30.4	20.5		29.1	16.5	300
305			27.4			24.7			22.3		29.6	19.9		28.3	15.3	305
310			26.7			24			21.6			19.4			14.1	310
315			25.9			23.3			20.9			18.6			13	315
320						22.5			20.3			17.9			11.9	320
325									19.6			16.8			10.8	325
330									19			15.5			9.7	330
335												14.3			8.7	335
340															7.6	340
345															6.4	345

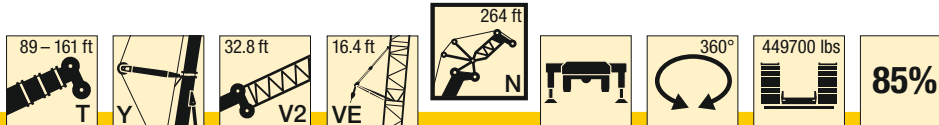
\* adapter · pièce d'adaptateur

t\_198\_008\_01601\_00\_000



# Lifting capacities Forces de levage

# TYV2EN 264 ft



ft	89 + 62.3 ft*			107 + 62.3 ft*			125 + 62.3 ft*			143 + 62.3 ft*			161 + 62.3 ft*			ft		
	264 ft			264 ft			264 ft			264 ft			264 ft					
	84°	76°	66°	84°	76°	66°	84°	76°	66°	84°	76°	66°	84°	76°	66°			
110	47			45.7												110		
115	47.3			46.5					42.6			34.8			31.9	115		
120	47.4			46.9					43.5			36.1			35.5	120		
125	47.5			47.3					44.4			38.8			38.4	125		
130	47.5			47.6					45.3			41.4			40.7	130		
135	47.5			47.8					46.3			43.7			42.6	135		
140	47.4			47.4					46.6			45.2			43.7	140		
145	47.1			46.7					46			45.1			44	145		
150	46.6			46.1					45.4			44.5			43.4	150		
155	46			45.5					44.9			44			42.9	155		
160	45.4			44.9					44.3			43.5			42.4	160		
165	44.8	44		44.3					43.7			42.9			41.9	165		
170	44.2	43.7		43.7	43				43.1			42.4			41.5	170		
175	43.6	43.4		43.1	42.8				42.6	41.8		41.9			41	175		
180	42.9	43.1		42.5	42.5				42	41.6		41.3	40.2		40.5	180		
185	42.3	42.7		41.9	42.2				41.4	41.4		40.8	40.1		39.9	38.5	185	
190	41.7	42.2		41.3	41.8				40.9	41.1		40.3	40		39.4	38.4	190	
195	41.1	41.7		40.8	41.3				40.4	40.7		39.7	39.7		39	38.3	195	
200	40.6	41.3		40.2	40.9				39.8	40.3		39.2	39.3		38.5	38.1	200	
205	40.1	40.8		39.7	40.4				39.3	39.9		38.7	39		38	37.8	205	
210	39.5	40.4		39.2	40				38.8	39.5		38.3	38.6		37.6	37.5	210	
215	39	40		38.7	39.6				38.3	39.1		37.8	38.3		37.2	37.2	215	
220	38.6	39.5		38.2	39.2				37.9	38.7		37.4	38		36.7	37	220	
225	38.1	39.1		37.7	38.8				37.4	38.4		36.9	37.6		36.3	36.4	225	
230	37.6	38.7	36.7	37.2	38.4				36.9	38		36.5	37.3		35.9	35.8	230	
235	37.1	38.3	36.6	36.8	38				36.5	37.6		36	37		35.5	35.1	235	
240	36.7	37.9	36.3	36.3	37.6	34.2			36	37.3		35.6	36.7		35.1	34.5	240	
245	36.4	37.5	36.1	36	37.2	33.3			35.6	36.9	30	35.2	36.4		34.7	33.9	245	
250	36	37.1	35.8	35.7	36.9	32.4			35.3	36.6	29.2	34.9	36.1		34.3	33.2	250	
255	35.7	36.7	35	35.5	36.5	31.5			35	36.3	28.4	34.6	35.8	25.5	34	32.6	255	
260	35.5	36.4	34.1	35.2	36.1	30.6			34.8	35.9	27.6	34.3	35.4	24.8	33.8	32	260	
265	35.3	36.2	33.2	34.9	35.8	29.8			34.6	35.6	26.8	34.2	35.1	24.1	33.7	31.5	21.4	265
270	35.2	36	32.4	34.9	35.6	29			34.5	35.3	26	34	34.4	23.4	33.5	30.9	20.8	270
275	33.7	35.8	31.6	34.7	35.4	28.2			34.4	35.1	25.3	33.9	33.6	22.7	33.3	30.5	20.2	275
280	30.4	35.6	30.8	32.9	35.3	27.5			34.1	34.6	24.6	33.9	32.8	22.1	32.7	30	18.9	280
285		35.6	30		35.2	26.8			31.7	33.8	24	33.4	32.1	21.4	31.7	29.6	17.6	285
290		35.5	29.2		34.9	26.1				33.1	23.3		31.3	20.8	30.9	29.2	16.4	290
295		35.5	28.5		34.1	25.4				32.3	22.7		30.6	20.2		28.9	15.1	295
300		34.5	27.8		33.2	24.8				31.6	22.1		29.9	19.7		28.3	14	300
305			27		32.3	24.1				30.7	21.5		29.2	19.1		27.7	12.8	305
310			26.3			23.5				29.8	20.9		28.4	18.1		27	11.7	310
315			25.5			22.9					20.4		27.6	16.9		26.3	10.6	315
320			24.8			22.2					19.8			15.7		25.6	9.5	320
325			24.1			21.5					19.2			14.5			8.5	325
330						20.9					18.6			13.4			7.4	330
335						20.2					17.9			12.3			6.4	335
340											16.6			11.1			5.4	340
345														10			4.4	345
350														8.8			3.4	350

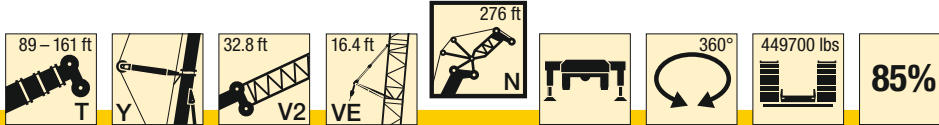
\* adapter · pièce d'adaptateur

t\_198\_008\_01701\_00\_000

K

# Lifting capacities Forces de levage

# TYV2EN 276 ft



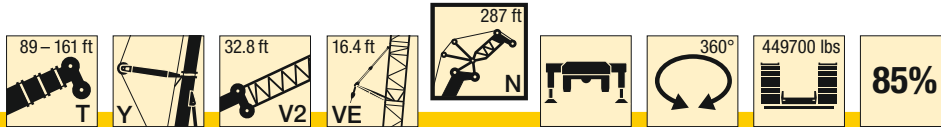
ft	89 + 62.3 ft*			107 + 62.3 ft*			125 + 62.3 ft*			143 + 62.3 ft*			161 + 62.3 ft*			ft
	276 ft			276 ft			276 ft			276 ft			276 ft			
	84°	76°	66°	84°	76°	66°	84°	76°	66°	84°	76°	66°	84°	76°	66°	
110	41.9															110
115	42.3			40.9			37.2									115
120	42.5			41.5			38			31			25.9			120
125	42.7			42.2			38.8			32			30.1			125
130	42.7			42.8			39.6			33.2			32.9			130
135	42.6			43.2			40.4			35.5			35.2			135
140	42.6			43.1			41.1			37.8			37.1			140
145	42.6			42.7			41.5			39.5			38.5			145
150	42.4			42.2			41.5			40.3			39.3			150
155	42.1			41.6			41			40.2			39.2			155
160	41.6			41.1			40.5			39.7			38.7			160
165	41.1			40.5			40			39.2			38.3			165
170	40.5	39.6		40			39.4			38.7			37.8			170
175	40	39.3		39.5	38.7		38.9			38.2			37.4			175
180	39.4	39.1		39	38.6		38.4	37.6		37.8			36.9			180
185	38.9	38.8		38.4	38.3		37.9	37.4		37.3	36.1		36.5			185
190	38.3	38.4		37.9	37.9		37.4	37.3		36.8	36		36	34.6		190
195	37.8	38		37.4	37.5		37	36.9		36.4	35.9		35.6	34.5		195
200	37.2	37.6		36.9	37.1		36.5	36.5		35.9	35.6		35.2	34.4		200
205	36.7	37.2		36.4	36.8		36	36.2		35.5	35.3		34.7	34.1		205
210	36.2	36.8		35.9	36.4		35.5	35.8		35	35		34.3	33.8		210
215	35.7	36.4		35.4	36		35	35.5		34.5	34.7		33.9	33.6		215
220	35.2	36		34.9	35.7		34.5	35.2		34.1	34.4		33.5	33.4		220
225	34.6	35.6		34.4	35.3		34	34.9		33.6	34.1		33	33.1		225
230	34.1	35.2		33.8	35		33.5	34.5		33.1	33.8		32.6	32.9		230
235	33.6	34.8	32.9	33.3	34.6		33.1	34.2		32.7	33.5		32.2	32.6		235
240	33.2	34.4	32.7	32.9	34.2		32.6	33.8		32.2	33.3		31.7	32.1		240
245	32.8	34	32.6	32.5	33.8	31.7	32.2	33.5		31.8	32.9		31.3	31.5		245
250	32.4	33.5	32.3	32.1	33.4	30.8	31.8	33.1		31.5	32.6		31	30.9		250
255	32	33.1	32.1	31.7	33	30	31.5	32.7	26.9	31.1	32.3		30.6	30.4		255
260	31.7	32.8	31.9	31.4	32.6	29.1	31.1	32.4	26.1	30.8	32		30.3	29.8		260
265	31.5	32.5	31.6	31.2	32.2	28.3	30.8	32	25.3	30.5	31.7	22.6	30	29.3		265
270	31.2	32.2	31	31	31.9	27.6	30.6	31.7	24.6	30.2	31.3	21.9	29.7	28.8	18.4	270
275	31	31.9	30.1	30.7	31.7	26.8	30.4	31.4	23.9	30	31	21.3	29.5	28.3	17.1	275
280	30.9	31.7	29.4	30.5	31.4	26.1	30.2	31.2	23.2	29.8	30.8	20.6	29.4	27.9	15.8	280
285	30.5	31.4	28.6	30.5	31.2	25.4	30.1	30.9	22.6	29.7	30.6	20	29.3	27.4	14.5	285
290	28.3	31.3	27.9	30	31	24.7	30.1	30.7	21.9	29.7	29.9	19.4	29.1	27	13.2	290
295		31.1	27.2	27.3	30.9	24	29.3	30.6	21.3	29.7	29.2	18.8	28.4	26.6	12.1	295
300		31.1	26.5		30.8	23.4		30.2	20.7	28.1	28.5	17.7	27.7	26.2	10.9	300
305		31.1	25.8		30.7	22.8		29.5	20.1		27.8	16.4		26	9.8	305
310		31.1	25.2		30.5	22.2		28.9	19.6		27.2	15.2		25.6	8.7	310
315			24.6		29.8	21.6		28.2	19		26.6	14		25	7.6	315
320			23.9			21		27.4	18.5		26	12.9		24.5	6.6	320
325			23.3			20.5			17.8		25.3	11.7		23.9	5.5	325
330			22.6			20			16.6			10.6		23.3	4.5	330
335			21.9			19.4			15.4			9.5			3.6	335
340						18.8			14.2			8.5				340
345						18.1			13			7.4				345
350									11.8			6.4				350
355												5.3				355
360												4.2				360

\* adapter · pièce d'adaptateur

t\_198\_008\_01801\_00\_000

# Lifting capacities Forces de levage

# TYV2EN 287 ft



ft	89 + 62.3 ft*			107 + 62.3 ft*			125 + 62.3 ft*			143 + 62.3 ft*			161 + 62.3 ft*			ft	
	287 ft			287 ft			287 ft			287 ft			287 ft				
	84°	76°	66°	84°	76°	66°	84°	76°	66°	84°	76°	66°	84°	76°	66°		
115	36.2															115	
120	36.1			35.9			32.9				26.8					120	
125	36			36.1			33.6				27.5			22.7		125	
130	35.9			36.3			34.1				28.2			25.6		130	
135	35.8			36.3			34.5				29.2			28.3		135	
140	35.7			36.1			34.8				30.1			30.2		140	
145	35.5			35.7			34.9				31.6			31.4		145	
150	35.3			35.2			34.7				33.2			31.4		150	
155	34.9			34.7			34.2				33.5			31.4		155	
160	34.5			34.2			33.8				33.2			31.4		160	
165	34.1			33.7			33.3				32.8			31.3		165	
170	33.6			33.3			32.9				32.4			31.2		170	
175	33.2	33		32.8			32.4				31.9			30.8		175	
180	32.7	32.6		32.4	32.3		32				31.5			30.4		180	
185	32.3	32.3		32	31.9		31.6	31.4			31.1			30.1		185	
190	31.9	31.9		31.6	31.6		31.2	31.1			30.7	30.3		29.7		190	
195	31.5	31.6		31.1	31.3		30.8	30.8			30.4	30		29.4	28.8	195	
200	31.1	31.3		30.8	30.9		30.4	30.5			30	29.7		29.1	28.6	200	
205	30.7	30.9		30.4	30.6		30.1	30.2			29.6	29.5		28.7	28.3	205	
210	30.4	30.6		30	30.3		29.7	29.9			29.3	29.2		28.4	28.1	210	
215	30	30.3		29.7	30		29.3	29.6			28.9	29		28.1	27.9	215	
220	29.7	30.1		29.4	29.7		29	29.3			28.6	28.7		27.8	27.7	220	
225	29.3	29.8		29.1	29.4		28.7	29			28.3	28.5		27.5	27.5	225	
230	29	29.5		28.8	29.1		28.4	28.8			28.1	28.2		27.3	27.3	230	
235	28.8	29.2		28.5	28.9		28.2	28.5			27.8	28		27	27.1	235	
240	28.5	28.9		28.2	28.6		27.9	28.3			27.6	27.8		26.8	26.8	240	
245	28.3	28.7	27.1	28	28.4		27.7	28			27.3	27.6		26.6	26.6	245	
250	28	28.5	27	27.8	28.2	26.4	27.5	27.8			27.1	27.4		26.4	26.5	250	
255	27.8	28.3	26.8	27.6	28	26.3	27.3	27.6			26.9	27.2		26.1	26.3	255	
260	27.7	28.1	26.7	27.4	27.8	26.2	27.1	27.4	25.3		26.7	27		25.7	26.1	260	
265	27.5	27.9	26.6	27.2	27.6	26.1	26.9	27.3	24.6		26.5	26.8		25.4	26	265	
270	27.3	27.8	26.5	27.1	27.4	26	26.8	27.1	23.9		26.4	26.7	21.2	25	25.9	270	
275	26.9	27.6	26.4	26.9	27.3	25.9	26.8	27	23.2		26.3	26.6	20.6	24.6	25.7	15.6	275
280	26.4	27.5	26.3	26.4	27.2	25.4	26.4	26.8	22.5		26.2	26.4	19.9	24.1	25.6	14.3	280
285	26	27.4	26.2	25.9	27.1	24.7	26	26.7	21.9		25.9	26.3	19.3	23.7	25.5	13.1	285
290	25.7	27.2	26.2	25.6	27	24	25.5	26.7	21.3		25.5	26.3	18.4	23.3	25.3	11.8	290
295	25.4	27	26.1	25.3	26.9	23.4	25.2	26.6	20.6		25.1	26.2	17.1	23	25.1	10.6	295
300	25.2	26.6	25.8	25.1	26.7	22.7	25	26.5	20.1		24.8	26.2	15.8	22.8	24.8	9.5	300
305	23.7	26.1	25.1	24.9	26.3	22.1	24.9	26.5	19.5		24.7	26.1	14.6	22.6	24.5	8.4	305
310		25.8	24.5		25.9	21.5		26.1	18.9		24.7	26.1	13.3	22.4	24.1	7.3	310
315		25.6	23.9		25.5	21		25.7	18.4			25.9	12.2		23.8	6.2	315
320		25.4	23.3		25.4	20.4		25.4	17.3			25.3	11.1		23.5	5.2	320
325			22.7		25.3	19.9		25.2	16.1			24.7	9.9		23.2	4.2	325
330			22.2		25.2	19.3		25.1	14.9			24.2	8.9		23		330
335			21.6			18.8		25	13.7			23.6	7.8		22.8		335
340			21.1			18.2			12.6				6.7		22.3		340
345			20.4			17.1			11.5				5.8				345
350			19.8			15.9			10.4				4.7				350
355						14.6			9.2				3.8				355
360									8.1								360
365									7								365

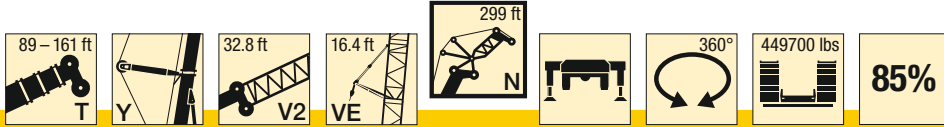
\* adapter · pièce d'adaptateur

t\_198\_008\_01901\_00\_000

K

# Lifting capacities Forces de levage

# TYV2EN 299 ft



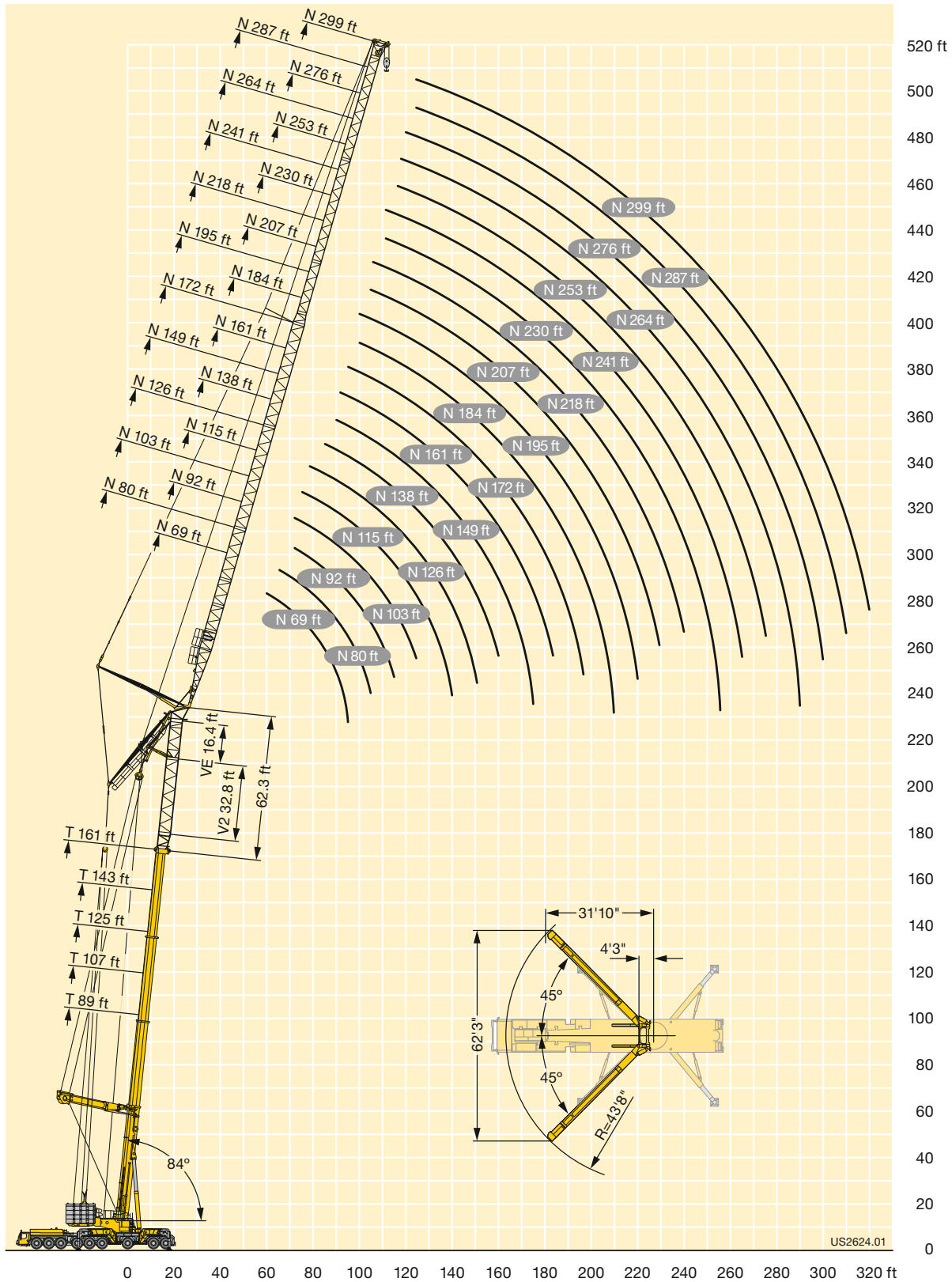
ft	89 + 62.3 ft*			107 + 62.3 ft*			125 + 62.3 ft*			143 + 62.3 ft*			161 + 62.3 ft*			ft
	299 ft			299 ft			299 ft			299 ft			299 ft			
	84°	76°	66°	84°	76°	66°	84°	76°	66°	84°	76°	66°	84°	76°	66°	
120	32.9			31.7												120
125	32.8			32.1				29.8				24.1			17.4	125
130	32.7			32.5				30.3				24.7			18.4	130
135	32.6			32.7				30.7				25.4			20.7	135
140	32.4			32.9				31				26.1			23.7	140
145	32.3			32.8				31.2				26.7			25.8	145
150	32.2			32.6				31.3				27.8			27.5	150
155	32			32.2				31.1				29			28.8	155
160	31.7			31.7				30.8				29.9			29.3	160
165	31.5			31.3				30.4				29.9			29.3	165
170	31.2			30.9				30				29.5			28.9	170
175	30.8			30.5				29.6				29.1			28.6	175
180	30.4			30.1				29.2				28.8			28.3	180
185	30			29.7	29.5			28.9				28.4			27.9	185
190	29.6			29.3	29.2			28.5	28.3			28.1			27.6	190
195	29.2			28.9	28.9			28.1	28			27.8	27.4		27.3	195
200	28.8			28.6	28.6			27.8	27.7			27.4	27.1		26.9	200
205	28.5			28.2	28.3			27.5	27.5			27.1	26.9		26.6	205
210	28.2			27.8	28			27.1	27.2			26.8	26.6		26.3	210
215	27.8			27.5	27.7			26.8	27			26.5	26.4		26.1	215
220	27.5			27.1	27.5			26.5	26.7			26.2	26.2		25.8	220
225	27.2			26.9	27.2			26.2	26.5			25.9	25.9		25.5	225
230	26.9			26.6	26.9			25.9	26.2			25.6	25.7		25.2	230
235	26.6			26.3	26.6			25.6	25.9			25.3	25.5		24.9	235
240	26.3			26.1	26.4			25.3	25.7			25	25.3		24.6	240
245	26.1			25.8	26.2			24.9	25.5			24.7	25.1		24.3	245
250	25.8			25.6	25.9			24.6	25.3			24.3	24.9		24	250
255	25.6			25.3	25.7			24.2	25.1			24	24.7		23.7	255
260	25.3			25.1	25.5	23.9		23.9	24.8			23.7	24.5		23.4	260
265	25.1			24.8	25.3	23.8		23.6	24.5	23		23.4	24.2		23.1	265
270	24.8			24.5	25.2	23.7		23.3	24.2	22.9		23	24		22.8	270
275	24.5			24.3	25	23.6		22.9	24	22.5		22.7	23.7	19.9	22.5	275
280	24.2			24	24.8	23.5		22.6	23.7	21.9		22.4	23.5	18.6	22.2	280
285	24			23.8	24.6	23.3		22.4	23.4	21.2		22.2	23.2	17.2	21.9	285
290	23.8			23.6	24.4	22.6		22.1	23.2	20.6		21.9	23	15.9	21.7	290
295	23.6			23.4	24.2	22		22	22.9	20		21.7	22.8	14.6	21.5	295
300	23.6			23.3	24	21.4		21.9	22.7	19.4		21.6	22.5	13.3	21.3	300
305	23.6			23.3	23.8	20.8		21.8	22.4	18.8		21.5	22.3	12.1	21.3	305
310	23.5			23.3	23.6	20.2		21.8	22.3	17.5		21.5	22.1	10.9	21.2	310
315				23.2	23.5	19.6		21.8	22.1	16.2		21.5	21.9	9.8	21.2	315
320					23.4	19.1		21.8	22	15		21.5	21.8	8.7	21.2	320
325					23.4	18.6			21.9	13.8			21.7	7.6		325
330					23.4	18.1			21.9	12.6			21.6	6.5		330
335					23.4	17			21.9	11.5			21.6	5.5		335
340					23.4	15.8			21.9	10.3			21.6	4.5		340
345						14.6			21.9	9.2			21.6	3.5		345
350						13.5				8.2			21.4			350
355						12.3				7.1						355
360						11.1				6						360
365						10				5						365
370						8.7				4						370

\* adapter · pièce d'adaptateur

t\_198\_008\_02001\_00\_000

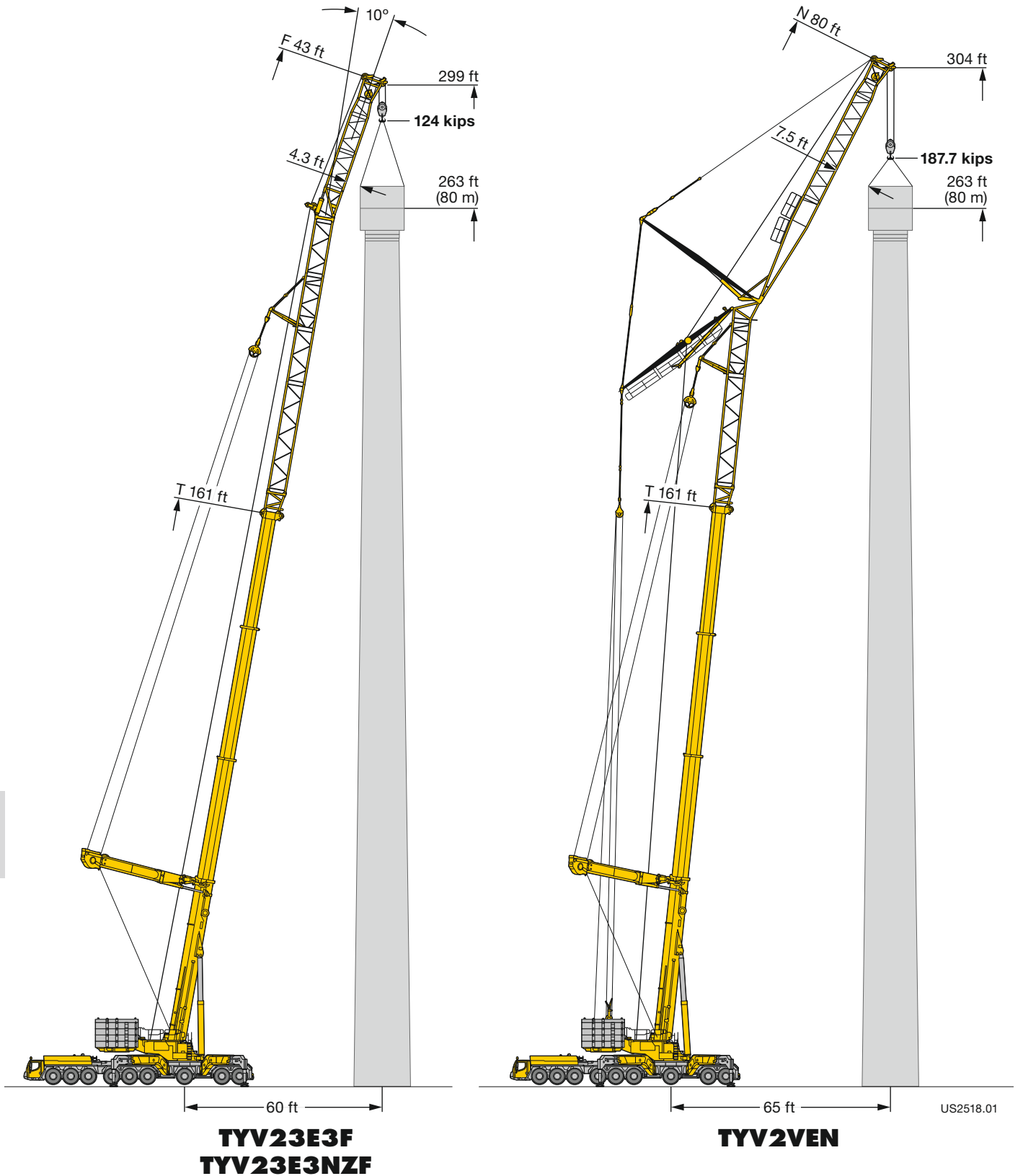
# Lifting heights Hauteurs de levage

TYV2EN



K

# Wind power applications Applications de centrale éolienne



L

## Equipment Equipment

### Crane carrier

<b>Frame</b>	Liebherr-manufactured, torsionally rigid steel construction made from high-tensile fine-grain steel.
<b>Outriggers</b>	Four hydraulic swing-out beams with hydraulic support jacks. Operation with remote control, automatic support leveling, electronic inclination display.
<b>Engine</b>	8-cylinder Diesel, make Liebherr, watercooled, output 505 kW (686 h.p.), max. torque 2213 lbs-ft. Exhaust emissions acc. to 97/68/EG and EPA/CARB. Fuel reservoir: 159 gallons. Adblue reservoir: 12 gallons.
<b>Transmission</b>	Automatic transmission system with torque converter and intarder, make ZF, type TC-TRONIC HD with 12 forward speeds and 2 reverse speeds, transfer case with transfer differential.
<b>Axles</b>	Low maintenance carrier axles, all 9 axles steered. Axle 2, 3, 5 and 6 are equipped with planetary gears, axle 5 and 6 with transversal differential locks, axle 3 and 5 with longitudinal differential locks.
<b>Cardan shaft</b>	All cardan shafts with 70° diagonal toothing and maintenance free.
<b>Suspension</b>	All axles are hydro-pneumatically suspended with automatic leveling. Suspension hydraulically lockable.
<b>Tyre equipment</b>	18 tyres, all axles equipped with single tyres. Size of tyres: 385/95 R 25 (14.00 R 25).
<b>Steering</b>	2-circuit system with hydraulic servo steering. Active speed depending rear axle steering, special steering programs for various driving situations.
<b>Brakes</b>	Service brake: all-wheel servo-air brake, all axles are equipped with disc brakes, dual circuit and ABV automatic blocking preventer. Additional brakes: exhaust flap brake, Telma Eddy current brake, intarder in gearbox. Hand brake: Spring-loaded, acting on all wheels of axles 3 to 8.
<b>Driving cab</b>	Spacious and comfortable sheet steel cab mounted on rubber shock absorbers, safety glass windows.
<b>Electrical system</b>	Modern data bus technique, 24 Volt DC, 2 batteries of 170 Ah each.

### Crane superstructure

<b>Frame</b>	Liebherr-manufactured, torsionally rigid steel construction made from high-tensile fine-grain steel. Roller-bearing slewing ring.
<b>Crane engine</b>	6 cylinder diesel engine, make Liebherr, integrated in the counterweight frame, watercooled, power 300 KW (408 h.p.), max. torque 1380 lbs-ft. Exhaust emission according to directive 97/68/EG and EPA/CARB. Fuel tank: 200 gallons. Adblue reservoir 12 gallons.

<b>Crane drive</b>	Diesel-hydraulic, with 5 axial piston variable displacement pumps, with servo-control and capacity control.
<b>Crane control</b>	Two self-centering control levers (joy-sticks). Foot pedal for telescoping. Infinitely variable crane motions through displacement control of the hydraulic pumps. Additional working speed control by variation of the Diesel engine speed.
<b>Hoist gear</b>	Axial piston variable displacement motor, hoist drum with integrated planetary gear and spring-loaded static brake.
<b>Luffing gear</b>	2 differential cylinders with safety check valves.
<b>Slewing gear</b>	3 axial piston constant motors, planetary gear, spring loaded multiple disk brake.
<b>Crane cab</b>	Corrosion resistant steel cab, large screen area, compound glass, comfort furnishing, cabin tiltable 20° to rear.
<b>Safety devices</b>	LICCON2 safe load indicator, test system, hoist limit switches, safety valves against rupture of pipes and hoses.
<b>Counterweight</b>	Total ballast 449700 lbs, consisting of: 1 ground plate 24250 lbs, 1 counterweight frame 52030 lbs, 16 pieces 22050 lbs each, 2 pieces 11025 lbs each, hydraulic ballasting device.
<b>Telescopic boom</b>	1 base section and 3 telescopic sections. All telescopic sections extendable individually by means of the rapid-cycle telescoping system TELEMATIK. Boom length 53 ft to 171 ft.
<b>Electric system</b>	Modern data bus technique, 24 Volt DC, 2 batteries of 170 Ah each.

### Complementary equipment

<b>Guying system for telescopic boom Y</b>	Consisting of guying frames with stay ropes, tiltable hydraulically into transport position.
<b>Eccentric VE</b>	Incl. 16.4 ft telescopic boom extension.
<b>Telescopic boom extension V2/V3</b>	32.8 ft lattice section (V2) + 2 x 16.4 ft lattice section (V3).
<b>Lattice jibs F/NZF/N</b>	Fixed lattice jib 20 ft – 180 ft long, at 0°, 10°, 20° 40° (F) or hydraulic 0° – 38° (NZF), luffing lattice jib 69 ft – 299 ft long (N).
<b>2nd hoist gear</b>	Variable axial piston motor, Liebherr hoist drum with built-in planetary gear and static brake.
<b>3rd hoist gear with luffing block</b>	Variable axial piston motor, Liebherr hoist drum with built-in planetary gear and static brake, for adjusting luffing fly jib.
<b>Tyre equipment</b>	18 tyres, size 445/95 R 25 (16.00 R 25) or 525/80 R 25 (20.5 R 25).
<b>Erection support carrier rear end</b>	Necessary for self erection of the rear folding outriggers.

Other items of equipment available on request.

## Equipment Equipment

### Châssis porteur

<b>Châssis</b>	Fabrication Liebherr, construction en caisson indeformable, en acier a grain fin haute resistance.
<b>Stabilisateurs</b>	Quatre poutres déployables hydrauliquement avec vérins de calage hydrauliques. Utilisation avec commande à distance, mise à niveau automatique du calage, inclinomètre électronique.
<b>Moteur</b>	Moteur diesel, 8 cylindres, fabriqué par Liebherr, à refroidissement par eau, de 505 kW (686 ch), couple max. 2213 lbs-ft. Emissions des gaz d'échappement conformes aux directives 97/68/EG et EPA/CARB. Capacité du réservoir à carburant: 159 gallons. Réservoir Adblue: 12 gallons.
<b>Boîte de vitesse</b>	Boîte automatique avec convertisseur de couple et ralentisseur, marque ZF, type TC-TRONIC HD avec 12 marches AV et 2 marches AR, boîte de transfert avec différentiel répartiteur.
<b>Essieux</b>	Essieux nécessitant peu d'entretien, les 9 essieux sont directeurs. Les essieux 2, 3, 5 et 6 sont des essieux planétaires, essieux 5 et 6 avec verrouillage du différentiel transversal, essieux 3 et 5 avec verrouillage du différentiel longitudinal.
<b>Arbres articulés</b>	Tous les flasques de croisillons avec denture en croix 70° et sans entretien.
<b>Suspension</b>	Tous les essieux sont à suspension hydro-pneumatique avec mise à niveau automatique. Suspension blocable hydrauliquement.
<b>Pneumatiques</b>	18 roues à monte simple. Taille: 385/95 R 25 (14.00 R 25).
<b>Direction</b>	2 circuits avec direction assistée hydraulique. Direction active des essieux arrière et dépendante de la vitesse, programmes de direction spéciaux pour les différents modes de déplacement.
<b>Freins</b>	Freins de service : servofrein à air comprimé, tous les essieux sont munis de freins à disque, à 2 circuits et antiblocage du système de freinage automatique ABV. Freins auxiliaire : par clapet sur échappement, frein Telma, ralentisseur monté sur boîte de vitesse. Frein de secours et frein à main : par cylindres à ressorts sur les essieux 3 à 8.
<b>Cabine</b>	Cabine spacieuse, en tôle d'acier, équipement «grand confort», suspendue sur silent blocs, vitrage de sécurité.
<b>Installation électrique</b>	Technique moderne de transmission de données par BUS de données, courant continu 24 Volts, 2 batteries de 170 Ah chacune.

### Partie tournante

<b>Châssis</b>	Fabrication Liebherr, construction soudée indéformable, en acier à grain fin de haute résistance. Couronne d'orientation de rouleaux.
<b>Moteur</b>	Diesel 6 cylindres, Liebherr, intégré dans le bâti de contrepoids, à refroidissement par eau, puissance 300 kW (408 ch), couple maximum 1380 lbs-ft. Emissions polluantes : conformes aux normes 97/68/EG et EPA/CARB. Capacité du réservoir: 200 gallons. Réservoir Adblue: 12 gallons.

<b>Entraînement</b>	Diesel hydraulique à 5 pompes à débit variable servo commandées à régulation de puissance.
<b>Commande</b>	2 leviers à 4 directions avec rappel automatique au point mort. Pédale pour télescopage. Commande des mouvements progressive en continu par variation de l'inclinaison des pompes et augmentation du régime moteur.
<b>Treuil</b>	Moteur hydraulique à cylindrée variable, treuil avec réducteur planétaire à frein d'arrêt à lamelles intégrées.
<b>Relevage de flèche</b>	2 vérin différentiel avec soupapes de retenue.
<b>Mécanisme d'orientation</b>	3 moteur à débit constant et pistons axiaux, réducteur planétaire, frein d'arrêt à ressort.
<b>Cabine de grue</b>	Cabine du grutier en tôle d'acier avec traitement anticorrosion, large champ de vision, vitrage de sécurité, équipement pour un confort idéal, cabine inclinable de 20° vers l'arrière.
<b>Sécurités</b>	Contrôleur de charge LICCON2, système test, fin de course crochet haut, clapets de sécurité en cas de ruptures de flexibles.
<b>Contrepoids</b>	Contrepoids total 449700 lbs, comprenant : 1 plaque de base 24250 lbs, 1 bâti de contrepoids 52030 lbs, 16 éléments à 22050 lbs, 2 éléments à 11025 lbs. Dispositif de lestage hydraulique.
<b>Flèche télescopique</b>	Un élément de base et de 3 télescopes. Chaque partie peut être télescopée individuellement à l'aide du système de télescopage séquentiel rapide TELEMATIK. Longueur de flèche: 53 ft – 171 ft.
<b>Circuit électrique</b>	Technique moderne de transmission de données par BUS de données. Courant continu 24 Volts, 2 batteries de 170 Ah chacune.

### Equipement optionnel

















<b>Haubannage de flèche Y</b>	Composé du chevalet d'haubannage avec haubannage du câble, rabattable hydrauliquement en position de transport.
<b>Axe excentrique VE</b>	Avec extension de flèche de 16.4 ft.
<b>Rallonge de flèche télescopique V2/V3</b>	Elément en treillis de 32.8 ft (V2) + Elément en treillis de 2 x 16.4 ft (V3).
<b>Fléchettes F/NZF/N</b>	Fléchette treillis fixe 20 ft – 180 ft long, sous 0°, 10°, 20°, 40° (F) ou réglable hydrauliquement 0° – 38° (NZF), fléchette treillis à volée variable 69 ft – 299 ft long (N).
<b>Deuxième treuil</b>	Moteur à cylindrée variable et pistons axiaux, treuil à câble Liebherr avec réducteur planétaire intégré et frein d'arrêt commandé par ressort.
<b>Troisième treuil avec train de mouflage</b>	Moteur à cylindrée variable et pistons axiaux, treuil à câble Liebherr avec réducteur planétaire intégré et frein d'arrêt commandé par ressort, pour le déploiement de la fléchette treillis à volée variable.
<b>Pneumatiques</b>	18 pneus. Taille 445/95 R 25 (16.00 R 25) ou 525/80 R 25 (20.5 R 25).
<b>Stabilisateurs de montage arrière du véhicule</b>	Requis lors du montage autonome des poutres rabattables arrières.

Autres équipements supplémentaires sur demande.









# Description of symbols Explication des symboles

## General symbols Symboles généraux

	Outriggers Calage		Driving speed Vitesse de translation
	Axle Essieu		Gear Vitesse
	Radius Portée		Hookblock / Capacity Moufle à crochet / Capacité de charge
	Boom length Longueur de la flèche		Hoist gear Treuil de levage
	Boom position Position de la flèche		Crane carrier Châssis porteur
	Counterweight Contrepoids		Crane superstructure Partie tournante de la grue
	Tyres Pneumatiques		Standard Norme
	Slewing gear / Working area Mécanisme d'orientation / Plage de travail		Gradability Aptitude à gravir les pentes

## Crane specific symbols Symboles spécifiques à la grue

	Telescopic boom Flèche télescopique		Telescopic boom extension Rallonge fleche telescopique
	Guying system for telescopic boom Y Haubanage de flèche Y		Hydraulic lattice jib Fléchette treillis hydraulique
	Eccentric Axe excentrique		Luffing fly jib Fléchette treillis à volée variable

L

## Remarks referring to load charts

1. The lifting capacities do not exceed 85 % of the tipping load according to ASME B 30.5.  
The crane's structural steelwork is in accordance with EN 13000 and ASME B 30.5.
2. For the calculation of the load charts at least a wind speed of 23 ft/s (7 m/s, 15.7 mph) and regarding the load a sail area of 1 m<sup>2</sup> per ton load and a wind resistance coefficient of 1.2 on the load have been taken into account. For lifting of loads with large sail areas and/or high wind resistance coefficients the maximum wind speed as stated in the load charts has to be reduced.
3. Lifting capacities are given in kips.
4. The weight of the hook blocks and hooks is part of the load and therefore it must be deducted from the lifting capacities.
5. Working radii are measured from the slewing centre.
6. The lifting capacities given for the telescopic boom apply if the folding jib is removed.
7. Subject to modification of lifting capacities.
8. Lifting capacities above 593 kips only with special equipment.
9. The data of this brochure serves only for general information. All information is provided without warranty. Instructions for the correct commissioning of the crane please take from the operation manual and the load chart book.

## Remarques relatives aux tableaux des charges

1. La capacité de charge ne doit pas dépasser 85 % de la charge de basculement conformément à ASME B 30.5.  
La structure métallique de la grue est conforme à EN 13000 et ASME B 30.5.
2. Une vitesse de vent de 23 ft/s (7 m/s, 15.7 mph) minimum, une surface de prise au vent de 1 m<sup>2</sup> par tonne ainsi qu'un coefficient de résistance au vent de la charge 1,2 sont pris en compte pour le calcul des tableaux de charge. Lorsque des charges ayant une surface de prise au vent et/ou un coefficient de résistance au vent plus élevé(e)s sont levées, la vitesse de vent maximale indiquée dans les tableaux de charge doit être réduite.
3. Les charges sont indiquées en kips.
4. Le poids du crochet de levage resp. de la moufle à crochet est une partie de la charge et doit donc être déduit de la capacité de charge.
5. Les portées sont calculées à partir de l'axe de rotation.
6. Les charges indiquées pour la flèche télescopique sont valables lorsque la fléchette pliante est démontée.
7. Charges données sous réserve de modification.
8. Les charges supérieures à 593 kips seulement avec équipement supplémentaire.
9. Les données de cette brochure sont données à titre informatif. Ces renseignements sont sans garantie. Les consignes relatives à la bonne mise en service de la grue sont disponibles dans le manuel d'utilisation et le manuel de tableaux de charge.

Subject to modification / Sous réserve de modifications

Printed in Germany (1)

TD 198.03.US09.2014

**Liebherr-Werk Ehingen GmbH**

Postfach 1361, 89582 Ehingen, Germany

☎ +49 73 91 5 02-0, Fax +49 73 91 5 02-33 99

www.liebherr.com, E-mail: info.lwe@liebherr.com

www.facebook.com/LiebherrConstruction